





**INSTITUTO INTERAMERICANO DE COOPERACION PARA LA AGRICULTURA  
CENTRO INTERAMERICANO DE DOCUMENTACION E INFORMACION AGRICOLA**

**1/ MANUAL DEL USUARIO**

**BASE INTERAMERICANA DE DATOS AGROPECUARIOS Y SOCIOECONOMICOS**

**SISTEMA HEMISFERICO DE INFORMACION NUMERICA**

**PARA EL DESARROLLO AGROPECUARIO**

**1985**

00007824

11CA  
410  
I59m

BU-~~000164~~.1  
000165 C2

## CONTENIDO

	Página
I. INTRODUCCION	1
II. DESCRIPCION DE LAS BASES DE DATOS QUE POSEE EL IICA	3
A. Base de Datos AID	3
B. Base de Datos USDA	7
C. Base de Datos ONU	9
D. Base de Datos FAO	10
III. FORMULARIO DE SOLICITUD DE INFORMACION SOBRE LA BASE INTERAMERICANA INTEGRADA DE DATOS AGROPECUARIOS Y SOCIOECONOMICOS	15
IV. CODIGOS DE LOS PAISES DEL CONTINENTE AMERICANO, CUYA INFORMACION ESTA INCLUIDA EN EL BANCO DE DATOS	19
V. BIBLIOGRAFIA	21
VI. APENDICES	22
A. VARIABLES PROVENIENTES DE AID. HISTORY	
B. VARIABLES PROVENIENTES DE USDA. FANA	
C. VARIABLES PROVENIENTES DE USDA. FAS	
D. VARIABLES PROVENIENTES DE ONU. UN80f2	
E. VARIABLES PROVENIENTES DE ONU. UN80f3	
F. VARIABLES PROVENIENTES DE FAO. PROD	
G. VARIABLES PROVENIENTES DE FAO. TRADE	
H. VARIABLES PROVENIENTES DE FAO. FERTIL	
I. VARIABLES PROVENIENTES DE FAO. SUPPLY	
J. VARIABLES PROVENIENTES DE FAO. PRICES	



## I. INTRODUCCION

En el marco del proyecto "Sistema Hemisférico de Información Numérica para el Desarrollo Agropecuario", el Centro Interamericano de Documentación e Información Agrícola (CIDIA) del Instituto Interamericano de Cooperación Agrícola (IICA) consiguió acceso a las "Bases de Datos Socioeconómicos" de la Agencia Internacional para el Desarrollo de los Estados Unidos (AID).

Estas Bases de Datos cubren alrededor de 800 variables principales para unos 200 países. La información fue originalmente recolectada por diversos organismos internacionales (Naciones Unidas, Banco Mundial, AID, etc.), cuyos archivos particulares fueron grabados y centralizados por AID.

Los datos incluidos en ellas y los archivos procedentes directamente de FAO componen la Base Interamericana Integrada de Datos Agropecuarios y Socioeconómicos que el IICA, a través del CIDIA, pone a la disposición de los usuarios de todos sus países miembros.

Los archivos descritos en el Manual del Usuario 1984, ESDS, CORECA, Nutrition Profile, así como los originales que componen el archivo "History", siguen a la disposición de los usuarios en su forma original. Sin embargo, este manual trata únicamente de los archivos que se han actualizado y los nuevos archivos agregados a los ya disponibles.

Para algunos países no se dispone de toda la información prevista. En algunos casos, algunas variables principales o temas de ciertas Bases de Datos sólo tienen información sobre los últimos 20 años del intervalo de tiempo total supuestamente cubierto. En otros casos, otras variables principales o temas no contienen ninguna información.


El CIDIA ofrece servicios de procesamiento de datos estadísticos para funcionarios del IICA y usuarios externos. Estos servicios pueden referirse a los datos contenidos en las bases de datos actualmente disponibles en el CIDIA, o pueden corresponder a datos suministrados por los usuarios. Para esto se cuenta con el paquete SAS 1982, VM/CMS, pues los archivos están almacenados en formato SAS. Este paquete es muy adecuado para analizar los datos estadísticos así como para el manejo de archivos.





Para solicitar los servicios de análisis de datos al CIDIA se recomienda tomar como guía la información que se incluye en el Formulario de Solicitud.

A continuación se describen los archivos actuales que componen el Banco de Datos Socioeconómicos, respetando la nomenclatura original con que están registrados y se presenta un formato de solicitud para ser completado por los usuarios.



II. DESCRIPCION DE LA BASE INTERAMERICANA INTEGRADA DE DATOS AGROPECUARIOS Y SOCIOECONOMICOS EN POSESION DEL IICA-CIDIA

A. Procedentes de la Agencia Internacional para el Desarrollo (AID)

Base de Datos: HISTORY

Procedente de: AID

Archivo de tipo: SAS(\*)

Descripción:


Esta B.D. se compone de la información almacenada por el Departamento de Agricultura de los Estados Unidos (PROD, GRAIN) el Banco Mundial (WTAB, FSID, WDEBT) y el Fondo Monetario Internacional (BOP, GFS) en sus Bases de Datos; y algunas variables seleccionadas de las bases de datos de FAO, ONU, UNESCO. Se requiere un código de país de 3 dígitos de AID para acceder esta Base de Datos. Ver Apéndice A. para la descripción de las Variables almacenadas en esta Base de datos.

La información se actualiza anualmente para la mayoría de las variables de cada país. Sin embargo, la información de censos sólo puede registrarse cada cinco o diez años aproximadamente.

AID hace una selección entre las variables que manejan el Banco Mundial y el Fondo Monetario Internacional para que en HISTORY no exista redundancia en las variables almacenadas. La fuente de las variables de HISTORY se determina mediante la codificación en DENUM.

---

(\*) SAS (Statistical Analysis System) es la marca registrada del SAS Institute Inc., Cary, N.C., U.S.A.



Descripción de los archivos que componen la Base de Datos HISTORY:

1. Archivo: WTAB (World Tables)

Procedente de: Banco Mundial (BM)

Información estadística económico-financiera procedente de la División de Datos Socioeconómicos del Banco Mundial, ordenada cronológicamente, desde 1960, para unos 180 países. Incluye producto nacional bruto desglosado por origen industrial y gastos, cuentas nacionales, índices de producción, condiciones de mercado, índices de precios, tasas de cambio, índices de precios de exportación e importación, deuda externa, reservas nacionales, inversiones, importaciones y exportaciones de alimentos, materias primas, petróleo, bienes de consumo. Los datos se expresan generalmente en moneda local a precio corriente.

2. Archivo: WDEBT (World Debt Table)


Procedente de: Banco Mundial (BM)

Información estadística sobre deuda externa recogida por la División de Deuda Externa del Banco Mundial, ordenados cronológicamente desde 1970, para unos 101 países. Incluye estadísticas sobre deuda externa pública y privada a mediano y largo plazo, con datos sobre compromiso, desembolsos, pagos de intereses y capital, y obligaciones pendientes. Los datos están clasificados por país deudor y por clase de deuda y están expresados en moneda local a precios corrientes.

3. Archivo: SIDF (Social Indicators)

Procedente de: Banco Mundial (BM)

Indicadores sociales ordenados cronológicamente desde 1950, para algunos índices contiene demográficos, proyecciones hasta el año 2000, para unos 180 países. Incluyen entre otros: demografía, población urbana-rural por sexo, fuerza laboral, salud, planificación familiar, educación, nutrición, vivienda, distribución de los ingresos e indicadores de pobreza, acceso a agua potable, consumo de energéticos. Las



fuentes son los organismos de las Naciones Unidas, tales como la Organización Mundial de la Salud (OMS), la Organización de las Naciones Unidas para la Ciencia y la Cultura (UNESCO), la Organización de las Naciones Unidas para la Agricultura y la Alimentación (FAO), la Organización Internacional del Trabajo (OIT) y la Oficina de Estadística de las Naciones Unidas (UNSO).

4. Archivo: BOP (Balance of Payment)

Procedente de: Fondo Monetario Internacional (FMI)

Información estadística para unos 120 países sobre balanza de pagos, ordenada cronológicamente desde 1967, expresados en "Derechos Especiales de Giro (SDRs)" a precio actual: comercio de mercancías, cuentas corrientes, cuentas de capital, cambios en las reservas y otros temas desglosados por rubros.

5. Archivo: GFS (Government Finance Statistics)


Procedente de: FMI

Información estadística sobre finanzas gubernamentales ordenada cronológicamente desde 1970: ingresos y gastos del gobierno central desglosados por rubros. Incluye ingreso público total, impuesto sobre el ingreso público e ingreso público libre de impuestos, concesiones, préstamos menos pago de financiación, deuda y gastos por sector o función.

6. Archivo: IFS (International Finance Statistics)

Procedente de: FMI

Indicadores financieros y económicos, procedentes de las Estadísticas Financieras Internacionales del Fondo Monetario Internacional, ordenados cronológicamente desde 1950. Incluyen balanza de pagos, comercio y reservas, índices monetarios, finanzas gubernamentales, producción, precios, tasas de cambio, tasas de intereses. La información, está expresada a precio corriente en moneda local y es actualizada anualmente.





7. Archivo: PROD (Producción)

Procedente de: USDA

El Servicio de Investigación Económica (ERS) de U.S.D.A. recolecta las estadísticas de producción agrícola desglosadas por productos en unos 125 países y/o regiones geográficas. Los datos incluyen los productos más importantes (65% de cobertura) producidos por cada país, incluyendo granos, algunas frutas y hortalizas, oleaginosas, animales y productos animales.

Los datos de producción vienen expresados en toneladas métricas y los índices de valor en US\$ de valor constante; están disponibles en la mayoría de los casos en forma anual (año calendario) desde 1950.


8. Archivo: GRAIN (Granos)

Procedente de: USDA

La Base de Datos "GRAIN" es un archivo derivado de "PROD", en lo referente a granos únicamente, recolectada por los agregados de U.S.D.A. en las embajadas de los países y ajustados por analistas del ERS-USDA.

Los datos en su mayoría coinciden con los de FAO, y presentan pocas diferencias en la definición de la mayoría de las variables. Estos son ordenados cronológicamente desde 1950.

La información contenida es sobre los tipos más importantes de granos, tales como arroz, trigo, maíz, centeno, cebada, avena, sorgo y mijo. Incluye volúmenes producidos, áreas cultivadas y rendimiento.



B. Procedentes de la Organización de las Naciones Unidas para la  
Alimentación y la Agricultura (FAO)

1. Base de Datos: PROD

Archivo de Tipo: SAS

Descripción:

El archivo relacionado con el Anuario de Producción de FAO provee al usuario con series continuas reportadas en las secciones "Tierra", "Siembras", "Censo de ganado en pie y productos derivados" y "Medios de producción" del anuario.

Son cerca de 23 000 las series incluidas como datos anuales en los archivos de países/rubros o grupo de países/grupo de rubros para un período de años terminando en el último año publicado en el anuario. Los datos de población anual también están incluidos en el archivo por país/país-grupo. Se requiere un código de país de 3 dígitos de FAO para acceder esta base de datos.

Ver Apéndice F. para la descripción de las Variables almacenadas en esta Base de Datos.

2) Base de Datos: TRADE


Archivo de Tipo: SAS

Descripción:

El archivo relacionado con el Anuario de Comercio de FAO provee al usuario con series continuas reportadas en las secciones "Comercio de productos agrícolas" y "Comercio en insumos agrícolas" del anuario.

Se incluyen cerca de 52 000 series en los archivos con datos anuales para países/rubros o grupo de países/grupo de rubros para un período de años terminando en el último año publicado en el anuario. Se requiere un código de país de 3 dígitos de FAO para acceder esta base de datos.

Ver Apéndice G. para la descripción de las Variables almacenadas en esta Base de Datos.



3. Base de Datos: FERTIL

Archivo de tipo: SAS


Descripción:

El archivo relacionado con el Anuario de Fertilizantes de FAO provee al usuario con series continuas reportadas en el anuario sobre producción, comercio, consumo (en términos de nutrientes N,  $P_2O_5$ , y  $K_2O$ ) y precios pagados por agricultores en moneda local por tonelada métrica de nutriente.

Se incluyen cerca de 7 000 las series en los archivos como datos para países/rubros o grupo de países/grupo de rubros para un período de años terminando en el último año publicado en anuario.

Se requiere un código de país de 3 dígitos para acceder esta base de datos.

Ver Apéndice H. para la descripción de las Variables almacenadas en esta Base de Datos.



C. Procedentes de la Oficina de Estadística de las Naciones Unidas (UNSO)

1. Base de Datos: UN80f2

Archivo de Tipo: SAS

Descripción:

Información estadística sobre población recolectada por UN, ordenada por sexo y por grupos de edad de 5 en 5 años. Cubre desde 1950, con proyecciones hasta el año 2025. Se requiere un código de país de 2 dígitos de UN para acceder esta base de datos.

Ver Apéndice D. para la descripción de las Variables almacenadas en esta Base de Datos.


2. Base de Datos: UN80f3

Archivo de Tipo: SAS

Descripción:

Indicadores demográficos de UN para los años 1950-2025, incluyendo: población ordenada por sexo y grupos de edad; población urbana; número de emigrantes; esperanza de vida; tasa de fertilidad y otros. Se requiere un código de país de 2 dígitos de UN para acceder esta base de datos.

Ver Apéndice E. para la descripción de las Variables almacenadas en esta Base de Datos.





D. Procedentes del Departamento de Agricultura de los Estados Unidos  
(USDA)

1. Base de Datos: FANA (Food Availabilities and Needs Assessment)

Archivo de tipo: SAS

Descripción:

Además de los archivos PROD y GRAIN que están incorporados a HISTORY, se tienen los archivos FAS y FANA también provenientes del USDA. Estos datos se actualizan anualmente. Para la consulta de estos archivos se utiliza el código de país de la AID.

Esta base de datos de USDA-ERS sobre disponibilidad de alimentos y estimación de necesidades proporciona datos sobre suministros y utilización de 60 productos y los datos financieros asociados para 67 países.

Los datos son anuales e incluyen series históricas y proyecciones desde 1977, y tratan sobre producción de alimentos, importaciones, exportaciones, uso alimenticio, uso total, suministro doméstico, requisitos de importación de alimentos, indicadores financieros tales como deuda y reservas, capacidad comercial de importación y necesidades de ayuda alimenticia.


Ver Apéndice B. para la descripción de las Variables almacenadas en esta Base de Datos.

2. Base de Datos: FAS (Foreign Agricultural Service)

Archivo de tipo: SAS

Descripción:

El FAS de U.S.D.A. maneja series anuales de datos de suministro y utilización para granos oleaginosos, animales y principales productos animales.



Los datos son anuales (año agrícola) y cubren series históricas desde 1960 para 120 países y/o regiones políticas y geográficas. Estos datos están orientados al comercio con los Estados Unidos, tratan sobre producción, áreas, rendimiento, inventarios, importaciones, exportaciones, consumo, uso alimenticio y uso doméstico total. La mayor parte de estos datos son recolectados en los países y se complementan con datos de FAO y ERS.

Ver Apéndice C. para la descripción de las Variables almacenadas en esta Base de Datos.



III. FORMULARIO DE SOLICITUD

FORMULARIO DE SOLICITUD DE INFORMACION SOBRE LA BASE  
INTERAMERICANA INTEGRADA DE DATOS AGROPECUARIOS Y SOCIOECONOMICOS


Favor entregar este formulario de solicitud a:

INSTITUTO INTERAMERICANO DE COOPERACION PARA LA AGRICULTURA (IICA)  
CENTRO INTERAMERICANO DE DOCUMENTACION E INFORMACION AGRICOLA (CIDIA)

El Banco de Datos Socioeconómicos contiene unas 800 variables de información estadística ordenada en su mayoría cronológicamente sobre un período de unos 30 años y cubre el desarrollo socioeconómico de unos 200 países. Si desea recibir información particular de este B.D., por favor llene este formulario.

Favor referirse a los manuales: "Manual del usuario Base Interamericana Integrada de Datos Agropecuarios y Socioeconómicos"; "Guía introductoria al SAS", "SAS User's Guide: Basics, 1982 edition"; "SAS User's Guide: Statistics, 1982 Edition"(\*) para llenar este formulario.

1. NOMBRE Y ORIGEN DEL ARCHIVO QUE CONTIENE LA INFORMACION QUE USTED DESEA
  
2. NOMBRE DEL PAIS O GRUPO DE PAISES PARA LOS QUE DESEA ESTA INFORMACION.
  
3. VARIABLES (O TEMAS) QUE SON DE SU INTERES EN EL B.D.
  
4. FORMA EN LA QUE DESEA RECIBIR LA INFORMACION REQUERIDA.
  - a. Impresión de datos
    - 1) Impresión de datos clasificados
  
    - 2) Impresión de datos por grupos separados



b. Ilustración de datos:

1) Histogramas

2) Diagramas horizontales de barra

3) Gráficas colaterales

4) Barras subdivididas

5) Delineamientos


-Una curva entre los ejes

-Varias curvas entre los mismos ejes

c. Frecuencias y tabulaciones cruzadas

1) Distribución de los valores de las variables en una tabla de frecuencia

2) Distribución conjunta de los valores de las variables en un tabla de tabulación cruzada





d. Sumarización (Para cada una de las variables que se especifiquen hay procedimientos que resultan en la impresión de los siguientes valores)


- 1) Número de observaciones
- 2) Promedio
- 3) Desviación típica
- 4) Mínimo y Máximo
- 5) Diferencia entre el valor más alto y más bajo
- 6) Suma de todos los valores sin incluir los faltantes
- 7) Error estándar del promedio
- 8) Varianza
- 9) Coeficiente de variación

e. Mínimos cuadrados

- 1) Regresión lineal simple
- 2) Regresión múltiple
- 3) Regresión polinómica
- 4) Análisis de varianza para varios modelos, incluyendo modelos de diseños de experimentos.
- 5) Análisis de covarianza para varios modelos, incluyendo modelos de diseños de experimentos.
- 6) Análisis de varianza multivariado para varios modelos, incluyendo modelos de diseños de experimentos.
- 7) Regresión por pasos o escalonada
- 8) Todas las regresiones posibles
- 9) Regresiones no lineales
- 10) Variables ficticias

f. Econometría

- 1) Modelos de ecuaciones simultáneas
- 2) Modelos lineales de autoregresión
- 3) Estimación espectral




**g. Correlación**

- 1) Momento producto de Pearson
- 2) Spearman
- 3) Kendall
- 4) Correlación parcial


**i. Otros procedimientos**

- 1) Análisis discriminante
- 2) Análisis de factores
- 3) Análisis de conglomerados
- 4) Análisis de Probit
- 5) Escala de Guttman
- 6) Componentes de varianza
- 7) "Nearest neighbor"
- 8) Prueba de T
- 9) Prueba de ordenamiento




**IV. CODIGOS DE LOS PAISES DEL CONTINENTE AMERICANO CUYA INFORMACION ESTA  
INCLUIDA EN EL BANCO DE DATOS**

<u>Nombre del País</u>	AID	WB	PC	UN	DUB	UPI	FAO
UNITED STATES	000	171	070	097	28400	001	231
PUERTO RICO	004	133	068	069	26300	---	177
CANAL ZONE	009	---	---	---	25920	---	---
BAHAMAS	501	011	000	000	20440	---	012
BERMUDA	502	018	000	000	20600	---	017
FAKLAND ISLANDS (MALV)	503	---	---	---	32380	---	065
GUYANA	504	072	059	909	33280	188	091
BELIZE	505	016	000	000	20840	---	023
NETHERLANDS ANTILLES	507	116	---	---	25320	---	151
SURINAME	508	154	---	092	37400	193	207
ARGENTINA	510	008	047	082	28503	170	009
BOLIVIA	511	020	048	086	30680	172	019
BRAZIL	512	022	049	087	30760	174	021
CHILE	513	034	051	083	31520	178	040
COLOMBIA	514	037	052	088	31700	182	044
COSTA RICA	515	040	053	074	21880	140	048
CUBA	516	041	054	063	21920	100	049
DOMINICAN REPUBLIC	517	046	055	064	22140	110	056
ECUADOR	518	047	056	089	32180	185	058
EL SALVADOR	519	049	057	075	2220	144	060
GUATEMALA	520	069	058	076	23200	148	089
HAITI	521	073	060	066	23320	120	093
HONDURAS	522	074	061	077	23400	152	095
MEXICO	523	109	063	078	23849	050	138
NICARAGUA	524	120	064	079	25580	156	157
PANAMA	525	126	065	080	25900	---	166
PARAGUAY	526	128	066	091	36000	190	169
PERU	527	129	067	092	36040	192	170



URUGUAY	528	173	071	084	38580	194	234
VENEZUELA	529	175	072	094	38620	198	236
JAMAICA	532	086	062	067	23880	125	109
TRINIDAD AND TOBAGO	533	164	069	070	27800	130	220
BARBADOS	534	014	000	062	20520	090	014
WEST-INDIES-EASTERN							
CARIBB. REG.	538	---	---	072	00000	---	---
DOMINICA	542	045	000	000	22120	---	055
GRENADA	543	066	---	---	23080	---	086
MONSERRAT	544	---	---	---	25000	---	142
ST. KITTS-NEVIS	545	150	---	---	26580	---	188
SAINT LUCIA	546	151	---	---	26620	---	189
ST. VINCENT	547	152	---	---	26700	---	191
FRENCH GUYANA	591	055	000	000	32540	---	069
GUADELOUPE	592	67	---	065	23120	---	087
MARTINIQUE	593	106	---	068	24740	---	135
CANADA	703	030	050	096	21240	010	033


Nota: La información de todos los archivos no está forzosamente disponible para cada uno de los países. Se deberá consultar el código de país, necesario para acceder los archivos y verificar si el país escogido tiene un código adecuado que permita tener acceso a la información deseada.






IV. BIBLIOGRAFIA

1. A.I.D. ECONOMIC AND SOCIAL DATA SERVICE DIVISION. Indicators of Nutrition in A.I.D. assisted countries. Washington, D.C., 1982. p.v.
2. A.I.D. ECONOMIC AND SOCIAL DATA SERVICE DIVISION. Indicators of agriculture in A.I.D. assisted countries. Washington, D.C., 1982. p.v.
3. A.I.D. ECONOMIC AND SOCIAL DATA SERVICE DIVISION. Economic and Social Data Bank, Data Element Dictionary. Washington, D.C., 1982. p.v.
4. I.I.C.A. Workshop on opportunities on Data Sharing in Latin American Agriculture. Washington, D.C., 1983. p.v.
5. S.A.S. INSTITUTE. GUIA INTRODUCTORIA AL SAS. Cary, North Caroline, 1981. 97 p.
6. F.A.O. AGRICULTURAL AND FORESTRY STATISTICS IN COMPUTER READABLE FORM SPECIFICATION OF INFORMATION ON STANDARD TAPES. Food and Agriculture Organization of the United Nation (FAO). June 1984.
7. S.A.S. User's Guide: Basics, 1982 Edition.
8. S.A.S. User's Guide: Statistics, 1982 Edition.
9. IICA. Manual del Usuario, Banco de Datos Socioeconómicos. IICA-CIDIA, San José, 1984. p.v.



**V. APENDICES**




**A. VARIABLES PROVENIENTES DE AID. HISTORY**



VARIABLES PROVENIENTES DE AID.HISTOFY


OBS	D ENUY	TITL
1	A 21111010	AREA: WHEAT, TOTAL
2	A 21111011	AREA: WHEAT, WINTER
3	A 21111012	AREA: WHEAT, SPRING
4	A 21111013	AREA: WHEAT, DURUM
5	A 21111014	AREA: WHEAT, HARD
6	A 21111015	AREA: WHEAT, SOFT
7	A 21111016	AREA: WHEAT, OTHER
8	A 21111017	AREA: WHEAT, TOTAL
9	A 21111018	AREA: RYE, WINTER
10	A 21111019	AREA: RYE, SPRING
11	A 21111020	AREA: RYE, TOTAL
12	A 21111021	AREA: RICE, MAINCROP
13	A 21111022	AREA: RICE, SFCNDARY CROP
14	A 21111023	AREA: RICE, THIRDCROP
15	A 21111024	AREA: RICE, IRRIGATED
16	A 21111025	AREA: RICE, NOT IRRIGATED
17	A 21111026	AREA: CORN, TOTAL
18	A 21111027	AREA: CORN, FIRST CROP
19	A 21111028	AREA: CORN, 2ND CROP
20	A 21111029	AREA: BARLEY, WINTER
21	A 21111030	AREA: BARLEY, SPRING
22	A 21111031	AREA: BARLEY, BEER
23	A 21111032	AREA: BARLEY, NAKED
24	A 21111033	AREA: BARLEY, COMMON
25	A 21111034	AREA: BARLEY, COMMON2ROW
26	A 21111035	AREA: BARLEY, COMMON6ROW
27	A 21111036	AREA: OATS
28	A 21111037	AREA: SOYBEANS
29	A 21111038	AREA: SOYBEANS, HUNG
30	A 21111039	AREA: SOYBEANS, MILLET
31	A 21111040	AREA: SOYBEANS, TOTAL
32	A 21111041	AREA: MILLET, RAJRA
33	A 21111042	AREA: MILLET, RAGI
34	A 21111043	AREA: MILLET, SHALL
35	A 21111044	AREA: MILLET, PROSO
36	A 21111045	AREA: MILLET, BARNYARD
37	A 21111046	AREA: MILLET, ITALIAN
38	A 21111047	AREA: MILLET, FOKTAL
39	A 21111048	AREA: MILLET, KEERAKHA
40	A 21111049	AREA: MILLET, YALA
41	A 21111050	AREA: MILLET, KEERAKHA
42	A 21111051	AREA: MILLET, YALA
43	A 21111052	AREA: MILLET, MENERI
44	A 21111053	AREA: MILLET, YALA
45	A 21111054	AREA: SOYBEANS, TOTAL
46	A 21111055	AREA: SOYBEANS, MAINCROP
47	A 21111056	AREA: SOYBEANS, SFCNDARY CROP
48	A 21111057	AREA: MIXED GRAINS, TOTAL
49	A 21111058	AREA: MIXED GRAINS, WINTER
50	A 21111059	AREA: MIXED GRAINS, SUMMER
51	A 21111060	AREA: MIXED GRAINS, WINTER
52	A 21111061	AREA: MIXED GRAINS, SUMMER
53	A 21111062	AREA: BUCKWHEAT
54	A 21111063	AREA: CANARY
55	A 21111064	AREA: TEPP
56	A 21111065	AREA: CURRENT
57	A 21111066	AREA: CURRENT, NFS
58	A 21111067	AREA: CURRENT, ACCOUNT
59	A 21111068	AREA: CURRENT, FACL
60	A 21111069	AREA: CURRENT, GROUP
61	A 21111070	AREA: CURRENT, P






VARIABLES PROVENIENTES DE AIL HISTORY

NOBS	DEMUM	TITLE
55	B002	MERCHANDISE EXPORTS P. O. B.
56	B003	MERCHANDISE IMPORTS P. O. B.
57	B004	TRADE BALANCE (MERCHANDISE)
58	B005	OTHER GOODS SERVICES, AND INCOME CREDIT
59	B006	INVESTMENT IN GEMS, CREDIT
60	B007	INVESTMENT IN GEMS, DEBIT
61	B008	INVESTMENT SERVICES, AND INCOME DEBIT
62	B009	INVESTMENT INCOME, DEBIT
63	B010	INVESTMENT INCOME, DEBIT
64	B011	INVESTMENT INCOME, DEBIT
65	B012	INVESTMENT SERVICES AND INCOME
66	B013	PRIVATE UNREQUITED TRANSFERS
67	B014	OFFICIAL UNREQUITED TRANSFERS
68	B015	OFFICIAL UNREQUITED TRANSFERS
69	B016	DIRECT INVESTMENT AND OTHER LONG-TERM CAPITAL, EXCL. GROUPS F THROUGH I
70	B017	DIRECT INVESTMENT
71	B018	RESIDENT INVESTMENT
72	B019	RESIDENT INVESTMENT
73	B020	RESIDENT INVESTMENT
74	B021	OTHER BANKS
75	B022	OTHER BANKS
76	B023	OTHER BANKS
77	B024	OTHER BANKS
78	B025	OTHER BANKS
79	B026	OTHER BANKS
80	B027	OTHER BANKS
81	B028	OTHER BANKS
82	B029	OTHER BANKS
83	B030	OTHER BANKS
84	B031	OTHER BANKS
85	B032	OTHER BANKS
86	B033	OTHER BANKS
87	B034	OTHER BANKS
88	B035	OTHER BANKS
89	B036	OTHER BANKS
90	B037	OTHER BANKS
91	B038	OTHER BANKS
92	B039	OTHER BANKS
93	B040	OTHER BANKS
94	B041	OTHER BANKS
95	B042	OTHER BANKS
96	B043	OTHER BANKS
97	B044	OTHER BANKS
98	B045	OTHER BANKS
99	B046	OTHER BANKS
100	B047	OTHER BANKS
101	L001	OTHER BANKS
102	D001	OTHER BANKS
103	D002	OTHER BANKS
104	D003	OTHER BANKS
105	D004	OTHER BANKS
106	D005	OTHER BANKS
107	D006	OTHER BANKS
108	D007	OTHER BANKS

















VARIABLES PROVENIENTES DE AID. HISTORIA

OBS	DEMN	TITLE
271		FOREIGN EXCHANGE
272	11..D	TOTAL RESERVES MINUS GOLD
273	11..D	TOTAL RESERVES MINUS GOLD
274	11A.S	GOLD (TROY OUNCES)
275	11A.S	GOLD (TROY OUNCES)
276	7A..D	DEPOSIT BANK FOREIGN ASSETS
277	7Y..D	CENTRAL BANK DISCOUNT RATE, END OF PERIOD, % PER ANNUM
278	60	BANK RATE (END OF PERIOD)
279	60A	CALL MONEY RATE
280	60C	TREASURY BILL RATE
281	60C	PRIVATE BILLY RATE (FRANCE, JAPAN, GERMANY)
282	60CS	UK: TREASURY RATE (BOND EQUIVALENT)
283	61	BOND YIELDS
284	61	SHARE PRICES
285	62	WHOLESALE PRICES
286	63	SHARE PRICES
287	63	WHOLESALE PRICES (INDUSTRIAL)
288	64	CONSUMER PRICES
289	64..X	PERCENTAGE CHANGE IN CPI OVER PREVIOUS YEAR
290	65	WAGES
291	66	PRODUCTION, ALL INDUSTRIES INDEX
292	66AA	PRODUCTION, CRUDE PETROLEUM INDEX
293	66AB	PRODUCTION, REFINED PETROLEUM INDEX
294	34..X	MONEY SUPPLY CHANGE IN MONEY SUPPLY OVER PREVIOUS YEAR
295	32	DOMESTIC CREDIT
296	32D	DOMESTIC CREDIT: CLAIMS ON PRIVATE SECTOR
297	70	EXPORTS LOCAL CURRENCY
298	71	IMPORTS LOCAL CURRENCY
299	70..D	EXPORTS US\$
300	71..D	IMPORTS US\$
301	72	EXPORT VOLUME, INDEX
302	73	IMPORT VOLUME, INDEX
303	74	EXPORT UNIT VALUE, INDEX
304	74..D	EXPORT UNIT VALUE, US\$
305	75..D	IMPORT UNIT VALUE, INDEX
306	75	IMPORT UNIT VALUE, US\$
307	76	EXPORT PRICES, INDEX
308	76..X	EXPORT PRICES, LOCAL CURRENCY
309	70AA	EXPORT CRUDE PETROLEUM, LOCAL CURRENCY
310	71AA	IMPORT CRUDE PETROLEUM, US\$
311	70AAD	EXPORT CRUDE PETROLEUM, US\$
312	71AAD	IMPORT CRUDE PETROLEUM, US\$
313	72AA	EXPORT VOLUME, CRUDE PETROLEUM, INDEX
314	73AA	IMPORT VOLUME, CRUDE PETROLEUM, INDEX
315	74AA	EXPORT UNIT PRICE, CRUDE PETROLEUM, INDEX
316	75AA	IMPORT UNIT PRICE, CRUDE PETROLEUM, INDEX
317	76AA	WHOLESALE EXPORT PRICES, CRUDE PETROLEUM, INDEX US BASIS
318	70VR	EXPORT VOLUME, OIL INDEX
319	72VR	EXPORT UNIT VALUE, CRUDE PETROLEUM, INDEX US BASIS
320	74VR	EXPORT PRICES, CRUDE PETROLEUM, INDEX US BASIS
321	76VR	WHOLESALE REFINED PETROLEUM, LOCAL CURRENCY
322	70AB	EXPORT REFINED PETROLEUM, US\$
323	71AB	IMPORT REFINED PETROLEUM, US\$
324	70ABD	EXPORT REFINED PETROLEUM, US\$



CBS	DEMY	TITLE
325	J2111033	EXPORT VOLUME, REFINED PETROLEUM, INDEX
326	J2111034	EXPORT VALUE, REFINED PETROLEUM, INDEX
327	J2111035	IMPORT, LOCAL CURRENCY
328	J2111036	EXPORT, LOCAL CURRENCY
329	J2111037	EXPORT, US\$
330	J2111038	IMPORT, US\$
331	J2111039	EXPORT, PETROLEUM, INDEX
332	J2111040	IMPORT, PETROLEUM, INDEX
333	J2111041	EXPORT, NATURAL GAS, US\$
334	J2111042	IMPORT, NATURAL GAS, US\$
335	J2111043	EXPORT, NATURAL GAS, INDEX
336	J2111044	IMPORT, NATURAL GAS, INDEX
337	J2111045	EXPORT, NATURAL GAS EXPORTS - IFS USAGF)
338	J2111046	IMPORT, NATURAL GAS EXPORTS - IFS USAGF)
339	J2111047	GDP, NATIONAL CURRENCY
340	J2111048	GDP, LOCAL CURRENCY
341	J2111049	EXPORT, LOCAL CURRENCY (CONSTANT)
342	J2111050	EXPORT, LOCAL CURRENCY (CONSTANT), INDEX US DOLLARS
343	J2111051	PRODUCTION: WHEAT, WINTER
344	J2111052	PRODUCTION: WHEAT, SPRING
345	J2111053	PRODUCTION: WHEAT, SPRING
346	J2111054	PRODUCTION: WHEAT, SPRING
347	J2111055	PRODUCTION: WHEAT, SPRING
348	J2111056	PRODUCTION: WHEAT, SPRING
349	J2111057	PRODUCTION: WHEAT, SPRING
350	J2111058	PRODUCTION: RYE, WINTER
351	J2111059	PRODUCTION: RYE, SPRING
352	J2111060	PRODUCTION: RICE, MAIN CROP
353	J2111061	PRODUCTION: RICE, SECONDARY CROP
354	J2111062	PRODUCTION: RICE, THIRD CROP
355	J2111063	PRODUCTION: RICE, IRRIGATED
356	J2111064	PRODUCTION: RICE, NOT IRRIGATED
357	J2111065	PRODUCTION: COIN, FIRST CROP
358	J2111066	PRODUCTION: COIN, SECOND CROP
359	J2111067	PRODUCTION: BARLEY, WINTER
360	J2111068	PRODUCTION: BARLEY, SPRING
361	J2111069	PRODUCTION: BARLEY, SPRING
362	J2111070	PRODUCTION: BARLEY, SPRING
363	J2111071	PRODUCTION: BARLEY, SPRING
364	J2111072	PRODUCTION: BARLEY, SPRING
365	J2111073	PRODUCTION: BARLEY, SPRING
366	J2111074	PRODUCTION: BARLEY, SPRING
367	J2111075	PRODUCTION: BARLEY, SPRING
368	J2111076	PRODUCTION: BARLEY, SPRING
369	J2111077	PRODUCTION: BARLEY, SPRING
370	J2111078	PRODUCTION: BARLEY, SPRING
371	J2111079	PRODUCTION: BARLEY, SPRING
372	J2111080	PRODUCTION: BARLEY, SPRING
373	J2111081	PRODUCTION: BARLEY, SPRING
374	J2111082	PRODUCTION: BARLEY, SPRING
375	J2111083	PRODUCTION: BARLEY, SPRING
376	J2111084	PRODUCTION: BARLEY, SPRING
377	J2111085	PRODUCTION: BARLEY, SPRING
378	J2111086	PRODUCTION: BARLEY, SPRING



VARIABLES PROCEDIMENTOS DE AIL. HISTORI

DES	DENOM	TITLE
171	J21111516	PRODUCTION: MIXED GRAINS, ITALIAN
172	J21111522	PRODUCTION: MIXED GRAINS, ITALIAN
173	J21111525	PRODUCTION: MIXED GRAINS, ITALIAN
174	J21111526	PRODUCTION: MIXED GRAINS, ITALIAN
175	J21111531	PRODUCTION: MIXED GRAINS, ITALIAN
176	J21111552	PRODUCTION: MIXED GRAINS, ITALIAN
177	J21111801	PRODUCTION: MIXED GRAINS, ITALIAN
178	J21111802	PRODUCTION: MIXED GRAINS, ITALIAN
179	J21111803	PRODUCTION: MIXED GRAINS, ITALIAN
180	J21111800	PRODUCTION: MIXED GRAINS, ITALIAN
181	J21111901	PRODUCTION: MIXED GRAINS, ITALIAN
182	J21111904	PRODUCTION: MIXED GRAINS, ITALIAN
183	J21111905	PRODUCTION: MIXED GRAINS, ITALIAN
184	K21111040	PRODUCTION: MIXED GRAINS, ITALIAN
185	K21111041	PRODUCTION: MIXED GRAINS, ITALIAN
186	K21111042	PRODUCTION: MIXED GRAINS, ITALIAN
187	K21111043	PRODUCTION: MIXED GRAINS, ITALIAN
188	K21111044	PRODUCTION: MIXED GRAINS, ITALIAN
189	K21111045	PRODUCTION: MIXED GRAINS, ITALIAN
190	K21111514	PRODUCTION: MIXED GRAINS, ITALIAN
191	K21111515	PRODUCTION: MIXED GRAINS, ITALIAN
192	K21111516	PRODUCTION: MIXED GRAINS, ITALIAN
193	K21111550	PRODUCTION: MIXED GRAINS, ITALIAN
194	K21111901	PRODUCTION: MIXED GRAINS, ITALIAN
195	L21111040	PRODUCTION: MIXED GRAINS, ITALIAN
196	L21111041	PRODUCTION: MIXED GRAINS, ITALIAN
197	L21111042	PRODUCTION: MIXED GRAINS, ITALIAN
198	L21111043	PRODUCTION: MIXED GRAINS, ITALIAN
199	L21111044	PRODUCTION: MIXED GRAINS, ITALIAN
200	L21111045	PRODUCTION: MIXED GRAINS, ITALIAN
201	L21111514	PRODUCTION: MIXED GRAINS, ITALIAN
202	L21111515	PRODUCTION: MIXED GRAINS, ITALIAN
203	L21111516	PRODUCTION: MIXED GRAINS, ITALIAN
204	L21111550	PRODUCTION: MIXED GRAINS, ITALIAN
205	L21111901	PRODUCTION: MIXED GRAINS, ITALIAN
206	M000	IMPORTS FROM UNITED STATES
207	M004	IMPORTS FROM UNITED STATES
208	M005	IMPORTS FROM UNITED STATES
209	M006	IMPORTS FROM UNITED STATES
210	M007	IMPORTS FROM UNITED STATES
211	M008	IMPORTS FROM UNITED STATES
212	M109	IMPORTS FROM UNITED STATES
213	M131	IMPORTS FROM UNITED STATES
214	M132	IMPORTS FROM UNITED STATES
215	M133	IMPORTS FROM UNITED STATES
216	M134	IMPORTS FROM UNITED STATES
217	M135	IMPORTS FROM UNITED STATES
218	M136	IMPORTS FROM UNITED STATES
219	M137	IMPORTS FROM UNITED STATES
220	M138	IMPORTS FROM UNITED STATES



0009

JD S16/85, IICA CIDIA  
VARIABLES PROVENIENTES DE AIL.HISTORY

11:49 MONDAY, NOVEMBER 17, 1985 9

OBS	DENUM	TITLE	COUNTRY CODE
432	M1141	IMPORTS FROM GREENLAND	
433	M1143	IMPORTS FROM ICELAND	
434	M1144	IMPORTS FROM ITALY	
435	M1145	IMPORTS FROM LUXEMBOURG	
436	M1146	IMPORTS FROM IRELAND	
437	M1147	IMPORTS FROM NORWAY	
438	M1148	IMPORTS FROM SWITZERLAND	
439	M1150	IMPORTS FROM SWEDEN	
440	M1152	IMPORTS FROM SAUDI ARABIA	
441	M1153	IMPORTS FROM SAUDI ARABIA	
442	M1154	IMPORTS FROM SAUDI ARABIA	
443	M1156	IMPORTS FROM UNITED KINGDOM	
444	M1157	IMPORTS FROM UNITED KINGDOM	
445	M1158	IMPORTS FROM UNITED KINGDOM	
446	M1171	IMPORTS FROM YUGOSLAVIA	
447	M1172	IMPORTS FROM YUGOSLAVIA	
448	M1173	IMPORTS FROM YUGOSLAVIA	
449	M1174	IMPORTS FROM VATICAN CITY	
450	M1180	IMPORTS FROM EASTERN EUROPE	
451	M1181	IMPORTS FROM POLAND	
452	M1182	IMPORTS FROM ROMANIA	
453	M1183	IMPORTS FROM ROMANIA	
454	M1184	IMPORTS FROM ROMANIA	
455	M1185	IMPORTS FROM ROMANIA	
456	M1186	IMPORTS FROM ROMANIA	
457	M1187	IMPORTS FROM ROMANIA	
458	M1188	IMPORTS FROM ROMANIA	
459	M1189	IMPORTS FROM ROMANIA	
460	M2231	IMPORTS FROM DEMOCRATIC REPUBLIC OF CONGO	
461	M2233	IMPORTS FROM DEMOCRATIC REPUBLIC OF CONGO	
462	M2234	IMPORTS FROM DEMOCRATIC REPUBLIC OF CONGO	
463	M2235	IMPORTS FROM DEMOCRATIC REPUBLIC OF CONGO	
464	M2236	IMPORTS FROM DEMOCRATIC REPUBLIC OF CONGO	
465	M2237	IMPORTS FROM DEMOCRATIC REPUBLIC OF CONGO	
466	M2238	IMPORTS FROM DEMOCRATIC REPUBLIC OF CONGO	
467	M2239	IMPORTS FROM DEMOCRATIC REPUBLIC OF CONGO	
468	M2240	IMPORTS FROM DEMOCRATIC REPUBLIC OF CONGO	
469	M2241	IMPORTS FROM DEMOCRATIC REPUBLIC OF CONGO	
470	M2242	IMPORTS FROM DEMOCRATIC REPUBLIC OF CONGO	
471	M2243	IMPORTS FROM DEMOCRATIC REPUBLIC OF CONGO	
472	M2244	IMPORTS FROM DEMOCRATIC REPUBLIC OF CONGO	
473	M2245	IMPORTS FROM DEMOCRATIC REPUBLIC OF CONGO	
474	M2246	IMPORTS FROM DEMOCRATIC REPUBLIC OF CONGO	
475	M2247	IMPORTS FROM DEMOCRATIC REPUBLIC OF CONGO	
476	M2248	IMPORTS FROM DEMOCRATIC REPUBLIC OF CONGO	
477	M2249	IMPORTS FROM DEMOCRATIC REPUBLIC OF CONGO	
478	M2250	IMPORTS FROM DEMOCRATIC REPUBLIC OF CONGO	
479	M2251	IMPORTS FROM DEMOCRATIC REPUBLIC OF CONGO	
480	M2252	IMPORTS FROM DEMOCRATIC REPUBLIC OF CONGO	
481	M2253	IMPORTS FROM DEMOCRATIC REPUBLIC OF CONGO	
482	M2254	IMPORTS FROM DEMOCRATIC REPUBLIC OF CONGO	
483	M2255	IMPORTS FROM DEMOCRATIC REPUBLIC OF CONGO	
484	M2256	IMPORTS FROM DEMOCRATIC REPUBLIC OF CONGO	
485	M2257	IMPORTS FROM DEMOCRATIC REPUBLIC OF CONGO	





30356/AS, LICA CEDIA  
VARIABLES PROVENIENCIAS DE AID. MEDICINA

CBS	DENUM	TITLE	FROM
487	M438	IMPORTS	FROM BANGLADESH
488	M439	IMPORTS	FROM PAKISTAN
489	M440	IMPORTS	FROM VIETNAM NORTH
490	M441	IMPORTS	FROM DEMOCRATIC PEOPLE'S REP
491	M442	IMPORTS	FROM KOREA, REPUBLIC OF
492	M443	IMPORTS	FROM CHINA, PEOPLES REPUBLIC OF
493	M444	IMPORTS	FROM MONGOLIA
494	M445	IMPORTS	FROM LAOS
495	M446	IMPORTS	FROM VIETNAM
496	M447	IMPORTS	FROM KAMPUCHEA (CAMBODIA)
497	M448	IMPORTS	FROM LAOS
498	M449	IMPORTS	FROM MACAU (MACAO)
499	M450	IMPORTS	FROM HONG KONG
500	M451	IMPORTS	FROM SINGAPORE
501	M452	IMPORTS	FROM BURMA
502	M453	IMPORTS	FROM MALAYSIA
503	M454	IMPORTS	FROM TAIWAN
504	M455	IMPORTS	FROM BRAUN
505	M456	IMPORTS	FROM JAPAN
506	M457	IMPORTS	FROM KOREA, WESTERN
507	M458	IMPORTS	FROM KOREA, WESTERN
508	M459	IMPORTS	FROM PHILIPPINES
509	M460	IMPORTS	FROM THAILAND
510	M461	IMPORTS	FROM INDONESIA
511	M462	IMPORTS	FROM LAOS
512	M463	IMPORTS	FROM LAOS
513	M464	IMPORTS	FROM LAOS
514	M465	IMPORTS	FROM LAOS
515	M466	IMPORTS	FROM LAOS
516	M467	IMPORTS	FROM LAOS
517	M468	IMPORTS	FROM LAOS
518	M469	IMPORTS	FROM LAOS
519	M470	IMPORTS	FROM LAOS
520	M471	IMPORTS	FROM LAOS
521	M472	IMPORTS	FROM LAOS
522	M473	IMPORTS	FROM LAOS
523	M474	IMPORTS	FROM LAOS
524	M475	IMPORTS	FROM LAOS
525	M476	IMPORTS	FROM LAOS
526	M477	IMPORTS	FROM LAOS
527	M478	IMPORTS	FROM LAOS
528	M479	IMPORTS	FROM LAOS
529	M480	IMPORTS	FROM LAOS
530	M481	IMPORTS	FROM LAOS
531	M482	IMPORTS	FROM LAOS
532	M483	IMPORTS	FROM LAOS
533	M484	IMPORTS	FROM LAOS
534	M485	IMPORTS	FROM LAOS
535	M486	IMPORTS	FROM LAOS
536	M487	IMPORTS	FROM LAOS
537	M488	IMPORTS	FROM LAOS
538	M489	IMPORTS	FROM LAOS
539	M490	IMPORTS	FROM LAOS
540	M491	IMPORTS	FROM LAOS

ISLANDS (MALVINAS)

ANTILLES

REPUBLIC

AND TORBAGO

AND BARBUDA




VARIABLES PROVENEANCES DE AIL.MICROFY

OB5	DENUM	TITLE	CCOUNTRY CODE
541	M642	IMPORTS FROM AMERICA	
542	M643	IMPORTS FROM GUYANA	
543	M644	IMPORTS FROM GUYANA SEPRAT	
544	M645	IMPORTS FROM ST. KITTS-NEVIS	
545	M646	IMPORTS FROM ST. LUCIA	
546	M647	IMPORTS FROM ST. VINCENT AND THE GRENADINES	
547	M648	IMPORTS FROM SURINAM	
548	M649	IMPORTS FROM GUADELOUPE	
549	M650	IMPORTS FROM MARTINIQUE	
550	M651	IMPORTS FROM COMOROS	
551	M652	IMPORTS FROM DJIBOUTI	
552	M653	IMPORTS FROM REUNION	
553	M654	IMPORTS FROM MOROCCO	
554	M655	IMPORTS FROM ZAMBIA	
555	M656	IMPORTS FROM MALAWI	
556	M657	IMPORTS FROM ZIMBABWE (SOUTHERN RHODESIA)	
557	M658	IMPORTS FROM KENYA	
558	M659	IMPORTS FROM UGANDA	
559	M660	IMPORTS FROM RWANDA	
560	M661	IMPORTS FROM TANZANIA	
561	M662	IMPORTS FROM CAMBODIA	
562	M663	IMPORTS FROM LESOTHO	
563	M664	IMPORTS FROM BOTSWANA	
564	M665	IMPORTS FROM GAMBIA	
565	M666	IMPORTS FROM SIERRA LEONE	
566	M667	IMPORTS FROM ALGERIA	
567	M668	IMPORTS FROM ST. HELENA	
568	M669	IMPORTS FROM GHANA	
569	M670	IMPORTS FROM MAURITIUS	
570	M671	IMPORTS FROM SWAZILAND	
571	M672	IMPORTS FROM SOMALIA	
572	M673	IMPORTS FROM SUDAN	
573	M674	IMPORTS FROM MALIBI A.I.D.	
574	M675	IMPORTS FROM GUINEA	
575	M676	IMPORTS FROM EQUATORIAL GUINEA	
576	M677	IMPORTS FROM ANGOLA	
577	M678	IMPORTS FROM CAPE VERDE	
578	M679	IMPORTS FROM MOZAMBIQUE	
579	M680	IMPORTS FROM GUINER-BISSAU	
580	M681	IMPORTS FROM SAO TOME AND PRINCIPE	
581	M682	IMPORTS FROM ZAIRE	
582	M683	IMPORTS FROM SYRCHELLIES	
583	M684	IMPORTS FROM ETHIOPIA	
584	M685	IMPORTS FROM TUNISIA	
585	M686	IMPORTS FROM LIBYAN ARAB REPUBLIC	
586	M687	IMPORTS FROM LIBYAN ARAB REPUBLIC	
587	M688	IMPORTS FROM NAMIBIA	
588	M689	IMPORTS FROM SOUTH AFRICA	
589	M690	IMPORTS FROM GUINEA	
590	M691	IMPORTS FROM CENTRAL AFRICAN REPUBLIC	
591	M692	IMPORTS FROM CHAD	
592	M693	IMPORTS FROM GABON	
593	M694	IMPORTS FROM CONGO	
594	M695	IMPORTS FROM BENIN	
595	M696	IMPORTS FROM PEOPLES REPUBLIC OF	



BOSSA/REZICA CIDIA  
VARIABLES PROVENIENTES DE AIL.HISTORY

DB	DENUM	TITLE			
023		EXPORTS	FROM	IVORY COAST	
024	M081	IMPORTS	FROM	MAURITANIA	
025	M082	IMPORTS	FROM	NIGER	
026	M083	EXPORTS	FROM	SENEGAL	
027	M084	EXPORTS	FROM	UPPER VOLTA	
028	M085	EXPORTS	FROM	MADAGASCAR	
029	M086	EXPORTS	FROM	MALI	
030	M087	EXPORTS	FROM	TOGO	
031	M088	EXPORTS	FROM	BURUNDI	
032	M089	EXPORTS	FROM	RWANDA	
033	M090	EXPORTS	FROM	CANADA	
034	M091	EXPORTS	FROM	VIETNAM	SOUTH
035	M092	EXPORTS	FROM	PIERRE AND MIQUELON	
036	M093	EXPORTS	FROM	SOLOMON ISLANDS	
037	M094	EXPORTS	FROM	NO AVAILIBLE A.I.D.	COUNTRY CODE
038	M095	EXPORTS	FROM	NO AVAILIBLE A.I.D.	COUNTRY CODE
039	M096	EXPORTS	FROM	KIRIBATI	
040	M097	EXPORTS	FROM	KIRIBATI	
041	M098	EXPORTS	FROM	OCEANIA REGIONAL	
042	M099	EXPORTS	FROM	AUSTRALIA	
043	M100	EXPORTS	FROM	FUJI	
044	M101	EXPORTS	FROM	FRENCH POLYNESIA	
045	M102	EXPORTS	FROM	TONGA	
046	M103	EXPORTS	FROM	NEW CALEDONIA	
047	M104	EXPORTS	FROM	PAPUA NEW GUINEA	
048	M105	EXPORTS	FROM	NEW ZEALAND	
049	M106	EXPORTS	FROM	VANUATU	
050	M107	EXPORTS	FROM	COOK ISLANDS	
051	M108	EXPORTS	FROM	NO AVAILIBLE A.I.D.	COUNTRY CODE
052	M109	EXPORTS	FROM	NO AVAILIBLE A.I.D.	COUNTRY CODE
053	M110	POPULATION GROWTH RATE (JUCEN)			
054	M111	MARRIED WOMEN AGED 15-44 YEARS USING CONTRACEPTION (BUCEN)			
055	M112	TOTAL MIRTH RATE (LIVE BIRTHS PER 1000 POPULATION) (BUCEN)			
056	M113	CRUDE BIRTH RATE (DEATHS IN FIRST YEAR OF LIFE PFR 1000 LIVE BIRTHS) (BUCEN)			
057	M114	INFANT MORTALITY RATE			
058	M115	VOLUME: WHEAT			
059	M116	VOLUME: RICE			
060	M117	VOLUME: RICE			
061	M118	VOLUME: COFFEE			
062	M119	VOLUME: PEARS			
063	M120	VOLUME: OATS			
064	M121	VOLUME: MILLET			
065	M122	VOLUME: WHEAT			
066	M123	VOLUME: CORN			
067	M124	VOLUME: PULSES			
068	M125	VOLUME: BEANS-DRY			
069	M126	VOLUME: BEAN BEANS			
070	M127	VOLUME: LENTILS			
071	M128	VOLUME: CHICKPEAS			
072	M129	VOLUME: DRY PEAS			
073	M130	VOLUME: PIGEON PEA			
074	M131	VOLUME: COWPEAS			
075	M132	VOLUME: VEGETABLES			
076	M133	VOLUME: BANANA			GROUNDNUTS
077	M134	VOLUME: POTATOES			AND TUBERS
078	M135	VOLUME: POTATOES			



VARIABLES MOVIMIENTOS DE AID. HISTORIA

CBS	DENUM	TITLE
650	Q2131020	VOLUME: CASSAVA
651	Q2131030	VOLUME: SWEET POTATOES AND YAMS
652	Q2131031	VOLUME: SWEET POTATOES
653	Q2131032	VOLUME: YAMS
654	Q2131060	VOLUME: COCCYAMS
655	Q2131070	VOLUME: CICHENS
656	Q2141100	VOLUME: SUGARCANE
657	Q2141200	VOLUME: SUGAR BEETS
658	Q2142100	VOLUME: TOBACCO
659	Q2143010	VOLUME: COTTON
660	Q2143051	VOLUME: JUTE
661	Q2143052	VOLUME: KENAF
662	Q2143053	VOLUME: CONGO JUTE
663	Q2144010	VOLUME: COTTONSEED
664	Q2144020	VOLUME: FLAXSEED
665	Q2144030	VOLUME: SOYBEANS
666	Q2144040	VOLUME: PEANUTS
667	Q2144050	VOLUME: RAPESEED
668	Q2144060	VOLUME: SESAME SEED
669	Q2144080	VOLUME: SUNFLOWER SEED
670	Q2144100	VOLUME: ASTOR BEANS
671	Q2144110	VOLUME: SAPPLOWER SEED
672	Q2149020	VOLUME: CITRONELLA OIL
673	Q2149300	VOLUME: CHICORY
674	Q2160000	VOLUME: PYRETHRUM FLOWERS - DRIED
675	Q2161010	VOLUME: VEGETABLES
676	Q2162010	VOLUME: CABBAGE
677	Q2162020	VOLUME: WATERMELONS
678	Q2162030	VOLUME: CANTALOUPE
679	Q2162090	VOLUME: CHAMATOES
680	Q2164070	VOLUME: GREEN PEPPERS
681	Q2165020	VOLUME: CARROTS
682	Q2165040	VOLUME: GREEN BEANS
683	Q2169000	VOLUME: ETHIOPIAN BEANS
684	Q2185000	VOLUME: OTHER VEGETABLES
685	Q2191020	VOLUME: GRASS SEED
686	Q2210000	VOLUME: ALPACA
687	Q2211000	VOLUME: FRUIT
688	Q2211100	VOLUME: CITRUS FRUIT
689	Q2211110	VOLUME: ORANGES AND TANGERINES
690	Q2211120	VOLUME: ORANGES
691	Q2211200	VOLUME: TANGERINES
692	Q2211300	VOLUME: LEMONS
693	Q2212010	VOLUME: GRAPEFRUIT
694	Q2212020	VOLUME: APPLES
695	Q2212030	VOLUME: PEARS
696	Q2213010	VOLUME: QUINCES
697	Q2213020	VOLUME: APRICOTS
698	Q2213030	VOLUME: CHEERIES
699	Q2213041	VOLUME: PEACHES
700	Q2214011	VOLUME: PLUMS
701	Q2214030	VOLUME: PRESH FIGS
702	Q2214040	VOLUME: AVOCADOS





VARIABLES PROVINCIALES DE AIL-HISTOY

OBS	DENUM	TITLE
703	02214100	VOLUME:PERSIMMONS
704	02214110	VOLUME:CARAMELS
705	02215010	VOLUME:STRAWBERRIES
706	02216010	VOLUME:ALMONDS IN SHELL
707	02216020	VOLUME:WALNUTS IN SHELL
708	02216030	VOLUME:CASHNUTS IN SHELL
709	02216050	VOLUME:PISTACHIOS IN SHELL
710	02216080	VOLUME:PISTACHIOS IN SHELL
711	02219050	VOLUME:BANANAS
712	02219100	VOLUME:PLANTAINS
713	02219110	VOLUME:PLANTAINS
714	02219120	VOLUME:PLANTAINS
715	02219300	VOLUME:PLANTAINS
716	02219300	VOLUME:OTHER FRUIT
717	02221010	VOLUME:GRAPES FOR TABLE
718	02221011	VOLUME:GRAPES FOR WINE
719	02221012	VOLUME:GRAPES FOR WINE
720	02221010	VOLUME:SPICES
721	022231020	VOLUME:SPICES
722	022231020	VOLUME:CLOVES
723	022231040	VOLUME:VANILLA
724	022231070	VOLUME:GINGER
725	022241010	VOLUME:GINGER
726	022241012	VOLUME:OLIVES FOR OIL
727	022241020	VOLUME:COCOA BEANS
728	022241031	VOLUME:TPE
729	022242010	VOLUME:OLIVES
730	022242020	VOLUME:COCONUTS
731	022242040	VOLUME:TUNG NUTS
732	022243000	VOLUME:RUBBER
733	022244011	VOLUME:SISAL
734	022244012	VOLUME:HENEQUEN
735	022244031	VOLUME:ABACA
736	022244030	VOLUME:KOLA NUTS
737	022249030	VOLUME:KOLA NUTS
738	022249080	VOLUME:KOLASSAVA PALM FIBER
739	03141110	VOLUME:PIA SUGAR
740	03141120	VOLUME:RAW SUGAR
741	03142010	VOLUME:SUGAR-NONCENTRIFUGAL
742	03142020	VOLUME:FLAX FIBER
743	03211020	VOLUME:FLAX FIBER
744	03211030	VOLUME:HEMP FIBER
745	03211900	VOLUME:RAISINS
746	03221010	VOLUME:DATE
747	03222010	VOLUME:DRY FRUIT APRICOTS
748	032242010	VOLUME:OLIVE OIL
749	032242030	VOLUME:PALM OIL
750	03246010	VOLUME:COPRA KERNELS
751	03246020	VOLUME:PALM KERNELS
752	04220000	VOLUME:CATTLE EXPORTS
753	04220000	VOLUME:CATTLE IMPORTS
754	05310000	VOLUME:HEARTS
755	05311000	VOLUME:BEFF AND VEAL
756	05312000	VOLUME:WUTTON AND LAMB
757	05312300	VOLUME:GOAT MEAT



VARIABLES ADJUVENIENTES DE AID. HISTORIA

OBS	DENUM	TITLE	UNIT
757	SS313000	VOLUME: PORK	
758	SS225000	VOLUME: POULTRY MEAT	
759	SS325100	VOLUME: CHICKEN MEAT	
760	SS225200	VOLUME: TURKEY MEAT	
761	SS570300	VOLUME: MILK	
762	SS570301	VOLUME: COW MILK	
763	SS570303	VOLUME: SHEEP MILK	
764	SS570304	VOLUME: GOAT MILK	
765	SS571000	VOLUME: GREASE WOOL	
766	SS571102	VOLUME: GREASE MOHAIR	
767	SS572000	VOLUME: EGGS	
768	SS535000	VOLUME: HIDES AND SKINS	
769	SS535107	VOLUME: FUR	
770	SS001	POPULATION (MID-YEAR)	TOTAL
771	SS002	POPULATION (MID-YEAR)	MALE
772	SS003	POPULATION (MID-YEAR)	FEMALE
773	SS004	POPULATION (MID-YEAR)	URBAN
774	SS005	POPULATION (MID-YEAR)	RURAL
775	SS006	POPULATION	0-14
776	SS007	POPULATION	15-64
777	SS008	POPULATION	65 AND OVER
778	SS009	POPULATION	0-14
779	SS010	POPULATION	15-64
780	SS011	POPULATION	65 AND OVER
781	SS012	POPULATION	0-14
782	SS013	POPULATION	15-64
783	SS014	POPULATION	65 AND OVER
784	SS015	POPULATION	0-14
785	SS016	POPULATION	15-64
786	SS017	POPULATION	65 AND OVER
787	SS019	POPULATION	0-14
788	SS020	POPULATION	15-64
789	SS021	POPULATION	65 AND OVER
790	SS022	POPULATION	0-14
791	SS023	POPULATION	15-64
792	SS024	POPULATION	65 AND OVER
793	SS025	POPULATION	0-14
794	SS026	POPULATION	15-64
795	SS027	POPULATION	65 AND OVER
796	SS028	POPULATION	0-14
797	SS029	POPULATION	15-64
798	SS030	POPULATION	65 AND OVER
799	SS031	POPULATION	0-14
800	SS032	POPULATION	15-64
801	SS033	POPULATION	65 AND OVER
802	SS034	POPULATION	0-14
803	SS035	POPULATION	15-64
804	SS036	POPULATION	65 AND OVER
805	SS037	POPULATION	0-14
806	SS038	POPULATION	15-64
807	SS039	POPULATION	65 AND OVER
808	SS040	POPULATION	0-14
809	SS041	POPULATION	15-64
810	SS041	POPULATION	65 AND OVER



VARIABLES MOVIENTES DE AIL.HISTORIA

OES	CDM4	TITLE	UNIT
8011	SC043	AVERAGE NUMBER OF PERSONS PER HOUSEHOLD, RURAL	
8012	SC044	AREA - TOTAL LAND	
8013	SC045	AGRICULTURAL LAND	
8014	SC046	AGRICULTURAL LAND	
8015	SC047	AGRICULTURAL LAND	
8016	SC048	GNP PER CAPITA (ATLAS)	
8017	SC049	GNP PER CAPITA (ATLAS)	
8018	SC050	GNP PER CAPITA (ATLAS)	
8019	SC051	GNP PER CAPITA (ATLAS)	
8020	SC052	GNP PER CAPITA (ATLAS)	
8021	SC053	GNP PER CAPITA (ATLAS)	
8022	SC054	GNP PER CAPITA (ATLAS)	
8023	SC055	GNP PER CAPITA (ATLAS)	
8024	SC056	GNP PER CAPITA (ATLAS)	
8025	SC057	GNP PER CAPITA (ATLAS)	
8026	SC058	GNP PER CAPITA (ATLAS)	
8027	SC059	GNP PER CAPITA (ATLAS)	
8028	SC060	GNP PER CAPITA (ATLAS)	
8029	SC061	GNP PER CAPITA (ATLAS)	
8030	SC062	GNP PER CAPITA (ATLAS)	
8031	SC063	GNP PER CAPITA (ATLAS)	
8032	SC064	GNP PER CAPITA (ATLAS)	
8033	SC065	GNP PER CAPITA (ATLAS)	
8034	SC066	GNP PER CAPITA (ATLAS)	
8035	SC067	GNP PER CAPITA (ATLAS)	
8036	SC068	GNP PER CAPITA (ATLAS)	
8037	SC069	GNP PER CAPITA (ATLAS)	
8038	SC070	GNP PER CAPITA (ATLAS)	
8039	SC071	GNP PER CAPITA (ATLAS)	
8040	SC072	GNP PER CAPITA (ATLAS)	
8041	SC073	GNP PER CAPITA (ATLAS)	
8042	SC074	GNP PER CAPITA (ATLAS)	
8043	SC075	GNP PER CAPITA (ATLAS)	
8044	SC076	GNP PER CAPITA (ATLAS)	
8045	SC077	GNP PER CAPITA (ATLAS)	
8046	SC078	GNP PER CAPITA (ATLAS)	
8047	SC079	GNP PER CAPITA (ATLAS)	
8048	SC080	GNP PER CAPITA (ATLAS)	
8049	SC081	GNP PER CAPITA (ATLAS)	
8050	SC082	GNP PER CAPITA (ATLAS)	
8051	SC083	GNP PER CAPITA (ATLAS)	
8052	SC084	GNP PER CAPITA (ATLAS)	
8053	SC085	GNP PER CAPITA (ATLAS)	
8054	SC086	GNP PER CAPITA (ATLAS)	
8055	SC087	GNP PER CAPITA (ATLAS)	
8056	SC088	GNP PER CAPITA (ATLAS)	
8057	SC089	GNP PER CAPITA (ATLAS)	
8058	SC090	GNP PER CAPITA (ATLAS)	
8059	SC091	GNP PER CAPITA (ATLAS)	
8060	SC092	GNP PER CAPITA (ATLAS)	
8061	SC093	GNP PER CAPITA (ATLAS)	
8062	SC094	GNP PER CAPITA (ATLAS)	
8063	SC095	GNP PER CAPITA (ATLAS)	



VARIABLES PROVENIENTES DE AIL-HISTROY

OBS	DEBUN	TITLE	REQUIREMENTS PER CAPITA
865	S056	DAILY PROTEIN SUPPLY PER CAPITA - ANIMAL PRODUCTS (PAC)	
866	S057	DAILY CALORIC REQUIREMENT PER CAPITA (PAC)	
867	S058	DAILY PROTEIN REQUIREMENT PER CAPITA (PAC)	
868	S059	DAILY POPULATION CALORIE AND PROTEIN REQUIREMENTS PER CAPITA	
869	S060	ACCESS TO SAFE WATER - RURAL	
870	S061	ACCESS TO SAFE WATER - URBAN	
871	S062	ACCESS TO SAFE WATER - TOTAL	
872	S063	ACCESS TO SAFE WATER - RURAL	
873	S064	ACCESS TO SAFE WATER - URBAN	
874	S065	ACCESS TO SAFE WATER - TOTAL	
875	S066	ACCESS TO SAFE WATER - RURAL	
876	S067	ACCESS TO SAFE WATER - URBAN	
877	S068	ACCESS TO SAFE WATER - TOTAL	
878	S069	ACCESS TO SAFE WATER - RURAL	
879	S070	ACCESS TO SAFE WATER - URBAN	
880	S071	ACCESS TO SAFE WATER - TOTAL	
881	S072	ACCESS TO SAFE WATER - RURAL	
882	S073	ACCESS TO SAFE WATER - URBAN	
883	S074	ACCESS TO SAFE WATER - TOTAL	
884	S075	ACCESS TO SAFE WATER - RURAL	
885	S076	ACCESS TO SAFE WATER - URBAN	
886	S077	ACCESS TO SAFE WATER - TOTAL	
887	S078	ACCESS TO SAFE WATER - RURAL	
888	S079	ACCESS TO SAFE WATER - URBAN	
889	S080	ACCESS TO SAFE WATER - TOTAL	
890	S081	ACCESS TO SAFE WATER - RURAL	
891	S082	ACCESS TO SAFE WATER - URBAN	
892	S083	ACCESS TO SAFE WATER - TOTAL	
893	S084	ACCESS TO SAFE WATER - RURAL	
894	S085	ACCESS TO SAFE WATER - URBAN	
895	S086	ACCESS TO SAFE WATER - TOTAL	
896	S087	ACCESS TO SAFE WATER - RURAL	
897	S088	ACCESS TO SAFE WATER - URBAN	
898	S089	ACCESS TO SAFE WATER - TOTAL	
899	S090	ACCESS TO SAFE WATER - RURAL	
900	S091	ACCESS TO SAFE WATER - URBAN	
901	S092	ACCESS TO SAFE WATER - TOTAL	
902	S093	ACCESS TO SAFE WATER - RURAL	
903	S094	ACCESS TO SAFE WATER - URBAN	
904	S095	ACCESS TO SAFE WATER - TOTAL	
905	S096	ACCESS TO SAFE WATER - RURAL	
906	S097	ACCESS TO SAFE WATER - URBAN	
907	S098	ACCESS TO SAFE WATER - TOTAL	
908	S099	ACCESS TO SAFE WATER - RURAL	
909	S100	ACCESS TO SAFE WATER - URBAN	
910	S101	ACCESS TO SAFE WATER - TOTAL	
911	S102	ACCESS TO SAFE WATER - RURAL	
912	S103	ACCESS TO SAFE WATER - URBAN	
913	S104	ACCESS TO SAFE WATER - TOTAL	
914	S105	ACCESS TO SAFE WATER - RURAL	
915	S106	ACCESS TO SAFE WATER - URBAN	
916	S107	ACCESS TO SAFE WATER - TOTAL	
917	S108	ACCESS TO SAFE WATER - RURAL	
918	S109	ACCESS TO SAFE WATER - URBAN	
919	S110	ACCESS TO SAFE WATER - TOTAL	










VARIABLES PROVENIENTES DE AID.HISTORY

CBS	DRNUM	TITLE	DESCRIPTION
573	222	LABOR FORCE	EMPLOYEES MALE
574	223	LABOR FORCE	UNPAID FAM WORK TOTAL
575	224	LABOR FORCE	UNPAID FAM WORK MALE
576	225	LABOR FORCE	UNPAID FAM WORK FEMALE
577	226	LABOR FORCE	NOT CLASSIFIED TOTAL
578	227	EMPLOYED BY INDUSTRY	AGRICULTURE
579	228	EMPLOYED BY INDUSTRY	MINING
580	229	EMPLOYED BY INDUSTRY	MANUFACTURING
581	230	EMPLOYED BY INDUSTRY	CONSTRUCTION
582	231	EMPLOYED BY INDUSTRY	TRANSPORT & COMMUNICATION
583	232	EMPLOYED BY INDUSTRY	FINANCE & REAL ESTATE
584	233	EMPLOYED BY INDUSTRY	SOCIAL AND PERSONAL SERVICES
585	234	EMPLOYED BY INDUSTRY	NOT DEFINED
586	235	EMPLOYED BY INDUSTRY	UNEMPLOYED
587	236	EMPLOYED BY INDUSTRY	UNEMPLOYED (2)
588	237	EMPLOYED BY INDUSTRY	HOSPITAL BEDS
589	238	EMPLOYED BY INDUSTRY	HOSPITAL BEDS APT
590	239	EMPLOYED BY INDUSTRY	HOSPITAL BEDS PER 1000 POP (WHO)
591	240	EMPLOYED BY INDUSTRY	HOSPITAL BEDS PER 1000 POP (WHO)
592	241	EMPLOYED BY INDUSTRY	HOSPITAL BEDS PER 1000 POP (WHO)
593	242	EMPLOYED BY INDUSTRY	HOSPITAL BEDS PER 1000 POP (WHO)
594	243	EMPLOYED BY INDUSTRY	HOSPITAL BEDS PER 1000 POP (WHO)
595	244	EMPLOYED BY INDUSTRY	HOSPITAL BEDS PER 1000 POP (WHO)
596	245	EMPLOYED BY INDUSTRY	HOSPITAL BEDS PER 1000 POP (WHO)
597	246	EMPLOYED BY INDUSTRY	HOSPITAL BEDS PER 1000 POP (WHO)
598	247	EMPLOYED BY INDUSTRY	HOSPITAL BEDS PER 1000 POP (WHO)
599	248	EMPLOYED BY INDUSTRY	HOSPITAL BEDS PER 1000 POP (WHO)
600	249	EMPLOYED BY INDUSTRY	HOSPITAL BEDS PER 1000 POP (WHO)
1001	250	PHYSICIAN PERSONS	TOTAL
1002	251	PHYSICIAN PERSONS	PROFESSORIAL NURSES (WHO)
1003	252	PHYSICIAN PERSONS	ASSISTANT NURSES (WHO)
1004	253	PHYSICIAN PERSONS	AUXILIARIES (WHO)
1005	254	PHYSICIAN PERSONS	TOTAL
1006	255	HOSPITAL BEDS	GENERAL (WHO)
1007	256	HOSPITAL BEDS	LOCAL (RURAL) HOSPITALS (WHO)
1008	257	HOSPITAL BEDS	MEDICAL AND MATERNITY UNITS (WHO)
1009	258	HOSPITAL BEDS	SPECIALIZED HOSPITALS (WHO)
1010	259	PHYSICIAN PERSONS	TOTAL (WORLD BANK)
1011	260	NURSING PERSONS	PROFESSORIAL (WORLD BANK)
1012	261	NURSING PERSONS	ASSISTANT NURSES (WORLD BANK)
1013	262	NURSES OTHER PERSONS	MEDICAL NURSES (WORLD BANK)
1014	263	NURSES OTHER PERSONS	AUXILIARIES (WORLD BANK)
1015	264	MIDWIFERY PERSONS	TOTAL (WORLD BANK)
1016	265	MIDWIFERY PERSONS	ASSISTANT MIDWIVES (WORLD BANK)
1017	266	MIDWIFERY PERSONS	MIDWIVES (WORLD BANK)
1018	267	HOSPITAL BEDS	GENERAL (WORLD BANK)
1019	268	HOSPITAL BEDS	LOCAL (RURAL) HOSPITALS (WORLD BANK)
1020	269	HOSPITAL BEDS	MEDICAL AND MATERNITY UNITS (WORLD BANK)
1021	270	HOSPITAL BEDS	SPECIALIZED HOSPITALS (WORLD BANK)
1022	271	HOSPITAL FORCE	AGRICULTURE (WORLD BANK)
1023	272	LABOR FORCE	INDUSTRY (WORLD BANK)
1024	273	LABOR FORCE	INDUSTRY (WORLD BANK)
1025	274	LABOR FORCE	INDUSTRY (WORLD BANK)
1026	275	TOTAL LABOR FORCES	INDUSTRY (WORLD BANK)



0000

0052\_6/85, IICA CIDIA  
VARIABLES PROVENIENTES DE AID.HISTORY

11:43 PM FRI, NOV 15, 1985 20

CE	DENY	TITLE
1027	S277	LABOR FORCE MALE (DEMO)
1028	S278	LABOR FORCE FEMALE (DEMO)
1029	S279	LABOR FORCE MALE (%) (DEMO)
1030	S280	LABOR FORCE FEMALE (%) (DEMO)
1031	S281	LABOR FORCE PARTICIPATION RATE X
1032	S282	LABOR FORCE PARTICIPATION RATE Y
1033	V21111030	VALUE: WHEAT
1034	V21111030	VALUE: RICE
1035	V21111040	VALUE: CORN
1036	V21111060	VALUE: BARLEY
1037	V21111070	VALUE: OATS
1038	V21111080	VALUE: MILLET
1039	V21111090	VALUE: SORGHUM
1040	V21111150	VALUE: OTHER GRAINS
1041	V21111900	VALUE: PULSES
1042	V21120000	VALUE: BEANS - DRY
1043	V21121010	VALUE: BROAD BEANS
1044	V21121020	VALUE: LENTILS
1045	V21121030	VALUE: CHICKPEAS
1046	V21121040	VALUE: DRY PEAS
1047	V21121050	VALUE: PIGEON PEA
1048	V21121060	VALUE: COMPEAS
1049	V21121070	VALUE: VETCH
1050	V21121080	VALUE: BABAR
1051	V21121090	VALUE: AREA GROUNDNUTS
1052	V21131000	VALUE: POTATOS AND TUBERS
1053	V21131010	VALUE: POTATOS
1054	V21131020	VALUE: CASAVA
1055	V21131030	VALUE: SWEET POTATOES
1056	V21131031	VALUE: POTATOES
1057	V21131032	VALUE: YAMS
1058	V21131033	VALUE: YAMS
1059	V21131060	VALUE: ONIONS
1060	V21141100	VALUE: CUCUMBERS
1061	V21141100	VALUE: SUGAR CANE
1062	V21141200	VALUE: SUGAR BEETS
1063	V21142100	VALUE: TOBACCO
1064	V21143010	VALUE: COTTON
1065	V21143051	VALUE: JUTE
1066	V21143052	VALUE: KENAF
1067	V21143053	VALUE: RAYON
1068	V21144010	VALUE: CONTO SEED
1069	V21144020	VALUE: PLY SEED
1070	V21144030	VALUE: SOY BEANS
1071	V21144040	VALUE: PEANUTS
1072	V21144060	VALUE: RADDISH SEED
1073	V21144080	VALUE: SUNFLOWER SEED
1074	V21144090	VALUE: SUNFLOWER SEED
1075	V21144100	VALUE: CASTOR BEANS
1076	V21144110	VALUE: SUNFLOWER SEED
1077	V21146010	VALUE: CLOVE
1078	V21149020	VALUE: CLOVE
1079	V21147200	VALUE: PECTHRUM FLOWERS - DRIED
1080	V21160000	VALUE: VEGETABLES

X - TOTAL (DEMO)  
Y - MALE (DEMO)  
Z - FEMALE (DEMO)



VARIABLES PROVENIENTES DE A.I.D. HISTORIA

CES	DENUM	TITLE
1081	V21611010	VALUE:CABBAGE
1082	V21621010	VALUE:WATERMELONS
1083	V21622020	VALUE:MANTALOPES
1084	V21623030	VALUE:TOMATOPS
1085	V21624110	VALUE:GREEN PEPPERS
1086	V21640070	VALUE:CARROTS
1087	V21650200	VALUE:GREEN BEANS
1088	V21650400	VALUE:LIMA BEANS
1089	V21690000	VALUE:OTHER VEGETABLES
1090	V21850000	VALUE:PASS SEED
1091	V21910020	VALUE:ALPACA
1092	V22100000	VALUE:PRUTRUS
1093	V22110000	VALUE:CITRUS FRUIT
1094	V22111100	VALUE:ORANGES
1095	V22111120	VALUE:TANGRINES
1096	V22112000	VALUE:LEMONS
1097	V22113000	VALUE:GRAPES
1098	V22120100	VALUE:APPLES
1099	V22120200	VALUE:PEARS
1100	V22120300	VALUE:QUINCES
1101	V22120300	VALUE:APRICOTS
1102	V22130100	VALUE:CHERRIES
1103	V22130200	VALUE:PEACHES
1104	V22130300	VALUE:PLUMS
1105	V22130410	VALUE:FRESH FIGS
1106	V22140010	VALUE:MANGOES
1107	V22140300	VALUE:AVOCADOS
1108	V22140400	VALUE:PERSIMMONS
1109	V22141000	VALUE:CAPOES
1110	V22141100	VALUE:STRAWBERRIES
1111	V22150100	VALUE:ALMONDS IN SHELL
1112	V22160100	VALUE:WALNUTS IN SHELL
1113	V22160200	VALUE:CASHNUTS IN SHELL
1114	V22160300	VALUE:PISTACHIOS IN SHELL
1115	V22160500	VALUE:PITACHIOS IN SHELL
1116	V22160800	VALUE:PAPAYA
1117	V22190050	VALUE:PIANTAINS
1118	V22191000	VALUE:BANANAS
1119	V22191100	VALUE:PIANTAINS
1120	V22191200	VALUE:PIANTAINS
1121	V22193000	VALUE:PIANTAINS
1122	V22199000	VALUE:OTHER FRUIT
1123	V22221010	VALUE:GRAPES FOR TABLE
1124	V22221012	VALUE:GRAPES FOR WINE
1125	V22221012	VALUE:SPICES
1126	V22331000	VALUE:CLOVES
1127	V22331020	VALUE:PEPPER
1128	V22331040	VALUE:PEPPER
1129	V22331060	VALUE:VANILLA
1130	V22331070	VALUE:GINGER
1131	V22441010	VALUE:COFFEE
1132	V22441012	VALUE:COLLIEE FOR OIL
1133	V22441020	VALUE:COCOA BEANS
1134	V22441031	VALUE:TEA





VARIABLES PROVENIENTES DE AID.HISTORY

ORS	DEVUM	TITLE
11326	V22442010	VALUE:OLIVES
11379	V22442020	VALUE:COCONUTS
11389	V22442040	VALUE:TUNG NUTS
11393	V22442000	VALUE:RUBBER
1140	V22442011	VALUE:SERIAL
1141	V22442012	VALUE:HENQUEN
1142	V22442001	VALUE:ABACA
1143	V22442030	VALUE:KAPOK
1144	V22442020	VALUE:KOLA NUTS
1144	V22442020	VALUE:PIASSAVA PALM FIBER
1146	V3141110	VALUE:KAM SUGAR
1147	V3141120	VALUE:SUGAR - NONCENTRIFUGAL
1148	V3142020	VALUE:FLAX FIBER
1149	V3211020	VALUE:HEMP FIBER
1150	V3211030	VALUE:RAISINS
1151	V32111300	VALUE:DATES
1152	V32221010	VALUE:DRIED APRICOTS
1154	V3242010	VALUE:WINE
1154	V3242010	VALUE:OLIVE OIL
1154	V3242010	VALUE:PALM OIL
1157	V3242010	VALUE:COPRA KERNELS
1158	V42210000	VALUE:PALM KERNELS
1159	V42210000	VALUE:CATTLE EXPORTS
1160	V5310000	VALUE:CATTLE IMPORTS
1160	V5311000	VALUE:MEATS
1161	V5311200	VALUE:SHEEP AND VEAL
1162	V5311300	VALUE:MUTTON AND LAMB
1164	V5311300	VALUE:GOAT MEAT
1164	V5311300	VALUE:PORK
1164	V5325000	VALUE:POULTRY MEAT
1164	V5325100	VALUE:CHICKEN MEAT
1164	V5325200	VALUE:TURKEY MEAT
1167	V5703000	VALUE:MILK
1169	V5703010	VALUE:COW MILK
1170	V5703030	VALUE:SHEEP MILK
1171	V5703040	VALUE:GOAT MILK
1171	V5910000	VALUE:WOLSE WOOL
1172	V5911022	VALUE:GREASE
1173	V5920000	VALUE:MOHAIR
1174	V5950000	VALUE:EGGS
1175	V5951070	VALUE:HIDES AND SKINS
1176	W001	VALUE:FUR BELTS
1177	W002	AGRICULTURE: VALUE ADDED BY
1178	W003	MINING: VALUE ADDED BY
1179	W004	MANUFACTURING: VALUE ADDED BY
1180	W005	CONSTRUCTION: VALUE ADDED BY
1181	W006	ELECTRICITY, GAS, & WATER: VALUE ADDED BY
1182	W007	TRANSPORTATION & COMMUNICATION: VALUE ADDED BY
1183	W008	TRADE: VALUE ADDED BY
1184	W009	BANKING, INSURANCE & REAL ESTATE: VALUE ADDED BY
1185	W010	PUBLIC ADMINISTRATION & DEFENSE: VALUE ADDED BY
1186	W011	OWNERSHIP OF BELLINGS: VALUE ADDED BY
1187	W012	SERVICES: VALUE ADDED BY
1188	W013	OTHER BRANCHES: VALUE ADDED BY
		STATISTICAL DISCREPANCY: VALUE ADDED BY



VARIABLES PROVENIENTES DE AIL.HISTOFY

JES	IDENTH	TITIE	VALUP ADDED BY BRANCH
1180	W014	GDP AT MARKET PRICES/	
1181	W015	GDP AT MARKET PRICES	
1182	W017	NET EXPORTS OF GOODS & N.P.S.	
1183	W018	NET EXPORTS OF GOODS	
1184	W019	NET EXPORTS OF SERVICES	
1185	W020	TOTAL RESOURCES	
1186	W021	PRIVATE CONSUMPTION	
1187	W022	GENERAL GOVERNMENT CONSUMPTION	
1188	W023	GENERAL GOVERNMENT INVESTMENT	
1189	W024	GROSS DOMESTIC INVESTMENT (EXCL. GDP)	
1200	W025	GROSS NATIONAL SAVINGS	
1201	W026	STATISTICAL DISCREPANCY	
1202	W027	STATISTICAL DISCREPANCY (IN CURRENT US\$)	
1203	W028	VALUE ADDED TO GNP BY AGRICULTURE	
1204	W029	VALUE ADDED TO GNP BY MINING	
1205	W030	VALUE ADDED TO GNP BY MANUFACTURING	
1206	W031	VALUE ADDED TO GNP BY CONSTRUCTION	
1207	W032	VALUE ADDED TO GNP BY ELECTRICITY, WATER AND GAS UTILITIES	
1208	W033	VALUE ADDED TO GNP BY TRANSPORTATION AND COMMUNICATIONS	
1209	W034	VALUE ADDED TO GNP BY TRADING	
1210	W035	VALUE ADDED TO GNP BY REAL ESTATE	
1211	W036	VALUE ADDED TO GNP BY PUBLIC ADMINISTRATION AND DEFENSE	
1212	W037	VALUE ADDED TO GNP BY SERVICES	
1213	W038	VALUE ADDED TO GNP BY OTHER BRANCHES	
1214	W039	VALUE ADDED TO GNP BY STATISTICAL DISCREPANCY	
1215	W040	VALUE ADDED TO GNP - MARKET PRICES	
1216	W041	VALUE ADDED TO GNP - MARKET PRICES	
1217	W042	VALUE ADDED TO GNP - MARKET PRICES	
1218	W043	VALUE ADDED TO GNP - MARKET PRICES	
1219	W044	VALUE ADDED TO GNP - MARKET PRICES	
1220	W045	VALUE ADDED TO GNP - MARKET PRICES	
1221	W046	VALUE ADDED TO GNP - MARKET PRICES	
1222	W047	VALUE ADDED TO GNP - MARKET PRICES	
1223	W048	VALUE ADDED TO GNP - MARKET PRICES	
1224	W049	VALUE ADDED TO GNP - MARKET PRICES	
1225	W050	VALUE ADDED TO GNP - MARKET PRICES	
1226	W051	VALUE ADDED TO GNP - MARKET PRICES	
1227	W052	VALUE ADDED TO GNP - MARKET PRICES	
1228	W053	VALUE ADDED TO GNP - MARKET PRICES	
1229	W054	VALUE ADDED TO GNP - MARKET PRICES	
1230	W055	VALUE ADDED TO GNP - MARKET PRICES	
1231	W056	VALUE ADDED TO GNP - MARKET PRICES	
1232	W057	VALUE ADDED TO GNP - MARKET PRICES	
1233	W058	VALUE ADDED TO GNP - MARKET PRICES	
1234	W059	VALUE ADDED TO GNP - MARKET PRICES	
1235	W060	VALUE ADDED TO GNP - MARKET PRICES	
1236	W061	VALUE ADDED TO GNP - MARKET PRICES	
1237	W062	VALUE ADDED TO GNP - MARKET PRICES	
1238	W063	VALUE ADDED TO GNP - MARKET PRICES	
1239	W064	VALUE ADDED TO GNP - MARKET PRICES	
1240	W065	VALUE ADDED TO GNP - MARKET PRICES	
1241	W066	VALUE ADDED TO GNP - MARKET PRICES	
1242	W067	VALUE ADDED TO GNP - MARKET PRICES	







VARIABLES PROVENIENTES DE AID. HISTORIC

OBS	DESCR	TITR
1297	OPERAT	SURPLUS OF DUES
1298	OPERAT	ENTREPREN
1299	OPERAT	INSTALLATIONS
1300	OPERAT	GENERAL SERVICES
1301	OPERAT	DEPARTMENTAL
1302	OPERAT	EDUCATION
1303	OPERAT	HEALTH
1304	OPERAT	SOCIAL SECURITY & WELFARE
1305	OPERAT	OTHER SOCIAL SERVICES
1306	OPERAT	GENERAL ADMINISTRATION
1307	OPERAT	ECONOMIC AGRICULTURE
1308	OPERAT	ECONOMIC MINING
1309	OPERAT	ECONOMIC ELECTRICITY
1310	OPERAT	ECONOMIC ROADS
1311	OPERAT	ECONOMIC INLAND TRAVEL
1312	OPERAT	ECONOMIC OTHER
1313	OPERAT	ECONOMIC OTHER PURPOSES
1314	OPERAT	ECONOMIC OTHER
1315	OPERAT	ECONOMIC HEALTH
1316	OPERAT	ECONOMIC CULTURE
1317	OPERAT	ECONOMIC OTHER
1318	OPERAT	ECONOMIC SOCIAL SECURITY
1319	OPERAT	ECONOMIC HOUSING & COMMUNITY
1320	OPERAT	ECONOMIC SERVICES
1321	OPERAT	ECONOMIC ON GOODS & SERVICES
1322	OPERAT	ECONOMIC PAYMENTS
1323	OPERAT	ECONOMIC TRANSFERS
1324	OPERAT	ECONOMIC NATIONAL
1325	OPERAT	ECONOMIC TOTAL
1326	OPERAT	ECONOMIC DEFICIT/SURPLUS
1327	OPERAT	ECONOMIC TOTAL
1328	OPERAT	ECONOMIC BEVERAGES
1329	OPERAT	ECONOMIC WOOD
1330	OPERAT	ECONOMIC PAAPER & PULP
1331	OPERAT	ECONOMIC CHEMICAL
1332	OPERAT	ECONOMIC NON-METAL
1333	OPERAT	ECONOMIC FABRICATED
1334	OPERAT	ECONOMIC TOTAL
1335	OPERAT	ECONOMIC TOTAL
1336	OPERAT	ECONOMIC TOTAL
1337	OPERAT	ECONOMIC TOTAL
1338	OPERAT	ECONOMIC TOTAL
1339	OPERAT	ECONOMIC TOTAL
1340	OPERAT	ECONOMIC TOTAL
1341	OPERAT	ECONOMIC TOTAL
1342	OPERAT	ECONOMIC TOTAL
1343	OPERAT	ECONOMIC TOTAL
1344	OPERAT	ECONOMIC TOTAL
1345	OPERAT	ECONOMIC TOTAL
1346	OPERAT	ECONOMIC TOTAL
1347	OPERAT	ECONOMIC TOTAL
1348	OPERAT	ECONOMIC TOTAL
1349	OPERAT	ECONOMIC TOTAL
1350	OPERAT	ECONOMIC TOTAL





VARIABLES CONVENIENTES DE AIL.HISTORY

OBS	DENOM	TITLE	DESCRIPTION
1351	W11	ISIC	PAPER & PRODS. PRINTING & PUBLISHING : MANF- ADGESSESAL.
1352	W12	ISIC	CHEMICAL PETRO. COAL. RUBBER & PLASTIC PRODS. : MANF- ADGESSESAL.
1353	W13	ISIC	NON-METALIC MINERAL PRODS. EXC. : MANF- ADGESSESAL.
1354	W14	ISIC	BASIC METAL INDUSTRIES : MANF- WAGESSESAL.
1355	W15	ISIC	FABRICATED METAL PRODS. : MANF- WAGESSESAL.
1356	W16	ISIC	OTHER MANUFACTURING INDUS. : MANF- WAGESSESAL.
1357	W17	ISIC	TOTAL MANUFACTURING INDUS. : MANF- WAGESSESAL.
1358	W18	ISIC	FOOD & BEVERAGES : MANF- OUTPUT
1359	W19	ISIC	TEXTILES, WEAVING APPAREL & LEATHER INDUSTRIES : MANF- OUTPUT
1360	W20	ISIC	WOOD & WOOD PRODS. : MANF- OUTPUT
1361	W21	ISIC	PAPER & PRODS. : MANF- OUTPUT
1362	W22	ISIC	CHEMICAL PETRO. COAL. RUBBER & PLASTIC PRODS. : MANF- OUTPUT
1363	W23	ISIC	NON-METALIC MINERAL PRODS. EXC. : MANF- OUTPUT
1364	W24	ISIC	BASIC METAL INDUSTRIES : MANF- OUTPUT
1365	W25	ISIC	FABRICATED METAL PRODS. : MANF- OUTPUT
1366	W26	ISIC	OTHER MANUFACTURING INDUS. : MANF- OUTPUT
1367	W27	ISIC	TOTAL MANUFACTURING INDUS. : MANF- OUTPUT
1368	W28	ISIC	FOOD & BEVERAGES : MANF- VALUE ADDED
1369	W29	ISIC	TEXTILES, WEAVING APPAREL & LEATHER INDUSTRIES : MANF- VALUE ADDED
1370	W30	ISIC	WOOD & WOOD PRODS. : MANF- VALUE ADDED
1371	W31	ISIC	PAPER & PRODS. : MANF- VALUE ADDED
1372	W32	ISIC	CHEMICAL PETRO. COAL. RUBBER & PLASTIC PRODS. : MANF- VALUE ADDED
1373	W33	ISIC	NON-METALIC MINERAL PRODS. EXC. : MANF- VALUE ADDED
1374	W34	ISIC	BASIC METAL INDUSTRIES : MANF- VALUE ADDED
1375	W35	ISIC	FABRICATED METAL PRODS. : MANF- VALUE ADDED
1376	W36	ISIC	OTHER MANUFACTURING INDUS. : MANF- VALUE ADDED
1377	W37	ISIC	TOTAL MANUFACTURING INDUS. : MANF- VALUE ADDED
1378	W38	ISIC	FOOD & BEVERAGES : MANF- VALUE ADDED
1379	W39	ISIC	TEXTILES, WEAVING APPAREL & LEATHER INDUSTRIES : MANF- VALUE ADDED
1380	W40	ISIC	WOOD & WOOD PRODS. : MANF- VALUE ADDED
1381	W41	ISIC	PAPER & PRODS. : MANF- VALUE ADDED
1382	W42	ISIC	CHEMICAL PETRO. COAL. RUBBER & PLASTIC PRODS. : MANF- VALUE ADDED
1383	W43	ISIC	NON-METALIC MINERAL PRODS. EXC. : MANF- VALUE ADDED
1384	W44	ISIC	BASIC METAL INDUSTRIES : MANF- VALUE ADDED
1385	W45	ISIC	FABRICATED METAL PRODS. : MANF- VALUE ADDED
1386	W46	ISIC	OTHER MANUFACTURING INDUS. : MANF- VALUE ADDED
1387	W47	ISIC	TOTAL MANUFACTURING INDUS. : MANF- VALUE ADDED
1388	W48	ISIC	FOOD & BEVERAGES : MANF- VALUE ADDED
1389	W49	ISIC	TEXTILES, WEAVING APPAREL & LEATHER INDUSTRIES : MANF- VALUE ADDED
1390	W50	ISIC	WOOD & WOOD PRODS. : MANF- VALUE ADDED
1391	W51	ISIC	PAPER & PRODS. : MANF- VALUE ADDED
1392	W52	ISIC	CHEMICAL PETRO. COAL. RUBBER & PLASTIC PRODS. : MANF- VALUE ADDED
1393	W53	ISIC	NON-METALIC MINERAL PRODS. EXC. : MANF- VALUE ADDED
1394	W54	ISIC	BASIC METAL INDUSTRIES : MANF- VALUE ADDED
1395	W55	ISIC	FABRICATED METAL PRODS. : MANF- VALUE ADDED
1396	W56	ISIC	OTHER MANUFACTURING INDUS. : MANF- VALUE ADDED
1397	W57	ISIC	TOTAL MANUFACTURING INDUS. : MANF- VALUE ADDED
1398	W58	ISIC	FOOD & BEVERAGES : MANF- VALUE ADDED
1399	W59	ISIC	TEXTILES, WEAVING APPAREL & LEATHER INDUSTRIES : MANF- VALUE ADDED
1400	W60	ISIC	WOOD & WOOD PRODS. : MANF- VALUE ADDED
1401	W61	ISIC	PAPER & PRODS. : MANF- VALUE ADDED
1402	W62	ISIC	CHEMICAL PETRO. COAL. RUBBER & PLASTIC PRODS. : MANF- VALUE ADDED
1403	W63	ISIC	NON-METALIC MINERAL PRODS. EXC. : MANF- VALUE ADDED
1404	W64	ISIC	BASIC METAL INDUSTRIES : MANF- VALUE ADDED



VARIABLES PROVIENTES DE AIF. HISTORIC

OBS	CENUM	TITLE
1432	W333	FABRICATED METAL PRODUCTS, MACHINERY & EQUIPMENT (ISIC 34) TO AFRICA
1433	W331	OTHER MANUFACTURING (ISIC 33) TO ASIA
1434	W333	TOTAL BEVERAGES & TOBACCO (ISIC 31) TO ASIA
1435	W333	TEXTILES & WOOD PRODUCTS, PRINTING & PUBLISHING (ISIC 32) TO ASIA
1436	W333	FOOD & WOOD PRODUCTS, PRINTING & PUBLISHING (ISIC 32) TO ASIA
1437	W333	TEXTILES & WOOD PRODUCTS, PRINTING & PUBLISHING (ISIC 32) TO ASIA
1438	W333	FOOD & WOOD PRODUCTS, PRINTING & PUBLISHING (ISIC 32) TO ASIA
1439	W333	TEXTILES & WOOD PRODUCTS, PRINTING & PUBLISHING (ISIC 32) TO ASIA
1440	W333	FOOD & WOOD PRODUCTS, PRINTING & PUBLISHING (ISIC 32) TO ASIA
1441	W333	TEXTILES & WOOD PRODUCTS, PRINTING & PUBLISHING (ISIC 32) TO ASIA
1442	W333	FOOD & WOOD PRODUCTS, PRINTING & PUBLISHING (ISIC 32) TO ASIA
1443	W333	TEXTILES & WOOD PRODUCTS, PRINTING & PUBLISHING (ISIC 32) TO ASIA
1444	W333	FOOD & WOOD PRODUCTS, PRINTING & PUBLISHING (ISIC 32) TO ASIA
1445	W333	TEXTILES & WOOD PRODUCTS, PRINTING & PUBLISHING (ISIC 32) TO ASIA
1446	W333	FOOD & WOOD PRODUCTS, PRINTING & PUBLISHING (ISIC 32) TO ASIA
1447	W333	TEXTILES & WOOD PRODUCTS, PRINTING & PUBLISHING (ISIC 32) TO ASIA
1448	W333	FOOD & WOOD PRODUCTS, PRINTING & PUBLISHING (ISIC 32) TO ASIA
1449	W333	TEXTILES & WOOD PRODUCTS, PRINTING & PUBLISHING (ISIC 32) TO ASIA
1450	W333	FOOD & WOOD PRODUCTS, PRINTING & PUBLISHING (ISIC 32) TO ASIA
1451	W333	TEXTILES & WOOD PRODUCTS, PRINTING & PUBLISHING (ISIC 32) TO ASIA
1452	W333	FOOD & WOOD PRODUCTS, PRINTING & PUBLISHING (ISIC 32) TO ASIA
1453	W333	TEXTILES & WOOD PRODUCTS, PRINTING & PUBLISHING (ISIC 32) TO ASIA
1454	W333	FOOD & WOOD PRODUCTS, PRINTING & PUBLISHING (ISIC 32) TO ASIA
1455	W333	TEXTILES & WOOD PRODUCTS, PRINTING & PUBLISHING (ISIC 32) TO ASIA
1456	W333	FOOD & WOOD PRODUCTS, PRINTING & PUBLISHING (ISIC 32) TO ASIA
1457	W333	TEXTILES & WOOD PRODUCTS, PRINTING & PUBLISHING (ISIC 32) TO ASIA
1458	W333	FOOD & WOOD PRODUCTS, PRINTING & PUBLISHING (ISIC 32) TO ASIA



VARIABLES PROVENIENTES DE AID.HISTORY

Obs	Denum	Title
1453	W3933	TEXTILES & APPAREL & LEATHER (ISIC 32) FROM WORLD
1460	W3934	TEXTILES & APPAREL & LEATHER (ISIC 32) FROM WORLD
1461	W3935	TEXTILES & APPAREL & LEATHER (ISIC 32) FROM WORLD
1462	W3936	TEXTILES & APPAREL & LEATHER (ISIC 32) FROM WORLD
1463	W3937	TEXTILES & APPAREL & LEATHER (ISIC 32) FROM WORLD
1464	W3938	TEXTILES & APPAREL & LEATHER (ISIC 32) FROM WORLD
1465	W3939	TEXTILES & APPAREL & LEATHER (ISIC 32) FROM WORLD
1466	W3940	TEXTILES & APPAREL & LEATHER (ISIC 32) FROM WORLD
1467	W3941	TEXTILES & APPAREL & LEATHER (ISIC 32) FROM WORLD
1468	W3942	TEXTILES & APPAREL & LEATHER (ISIC 32) FROM WORLD
1469	W3943	TEXTILES & APPAREL & LEATHER (ISIC 32) FROM WORLD
1470	W3944	TEXTILES & APPAREL & LEATHER (ISIC 32) FROM WORLD
1471	W3945	TEXTILES & APPAREL & LEATHER (ISIC 32) FROM WORLD
1472	W3946	TEXTILES & APPAREL & LEATHER (ISIC 32) FROM WORLD
1473	W3947	TEXTILES & APPAREL & LEATHER (ISIC 32) FROM WORLD
1474	W3948	TEXTILES & APPAREL & LEATHER (ISIC 32) FROM WORLD
1475	W3949	TEXTILES & APPAREL & LEATHER (ISIC 32) FROM WORLD
1476	W3950	TEXTILES & APPAREL & LEATHER (ISIC 32) FROM WORLD
1477	W401	TEXTILES & APPAREL & LEATHER (ISIC 32) FROM WORLD
1478	W402	TEXTILES & APPAREL & LEATHER (ISIC 32) FROM WORLD
1479	W403	TEXTILES & APPAREL & LEATHER (ISIC 32) FROM WORLD
1480	W404	TEXTILES & APPAREL & LEATHER (ISIC 32) FROM WORLD
1481	W405	TEXTILES & APPAREL & LEATHER (ISIC 32) FROM WORLD
1482	W406	TEXTILES & APPAREL & LEATHER (ISIC 32) FROM WORLD
1483	W407	TEXTILES & APPAREL & LEATHER (ISIC 32) FROM WORLD
1484	W408	TEXTILES & APPAREL & LEATHER (ISIC 32) FROM WORLD
1485	W409	TEXTILES & APPAREL & LEATHER (ISIC 32) FROM WORLD
1486	W410	TEXTILES & APPAREL & LEATHER (ISIC 32) FROM WORLD
1487	W411	TEXTILES & APPAREL & LEATHER (ISIC 32) FROM WORLD
1488	W412	TEXTILES & APPAREL & LEATHER (ISIC 32) FROM WORLD
1489	W413	TEXTILES & APPAREL & LEATHER (ISIC 32) FROM WORLD
1490	W414	TEXTILES & APPAREL & LEATHER (ISIC 32) FROM WORLD
1491	W415	TEXTILES & APPAREL & LEATHER (ISIC 32) FROM WORLD
1492	W416	TEXTILES & APPAREL & LEATHER (ISIC 32) FROM WORLD
1493	W417	TEXTILES & APPAREL & LEATHER (ISIC 32) FROM WORLD
1494	W418	TEXTILES & APPAREL & LEATHER (ISIC 32) FROM WORLD
1495	W420	TEXTILES & APPAREL & LEATHER (ISIC 32) FROM WORLD
1496	W421	TEXTILES & APPAREL & LEATHER (ISIC 32) FROM WORLD
1497	W422	TEXTILES & APPAREL & LEATHER (ISIC 32) FROM WORLD
1498	W423	TEXTILES & APPAREL & LEATHER (ISIC 32) FROM WORLD
1499	W424	TEXTILES & APPAREL & LEATHER (ISIC 32) FROM WORLD
1500	W425	TEXTILES & APPAREL & LEATHER (ISIC 32) FROM WORLD
1501	W426	TEXTILES & APPAREL & LEATHER (ISIC 32) FROM WORLD
1502	W427	TEXTILES & APPAREL & LEATHER (ISIC 32) FROM WORLD
1503	W428	TEXTILES & APPAREL & LEATHER (ISIC 32) FROM WORLD
1504	W429	TEXTILES & APPAREL & LEATHER (ISIC 32) FROM WORLD
1505	W430	TEXTILES & APPAREL & LEATHER (ISIC 32) FROM WORLD
1506	W431	TEXTILES & APPAREL & LEATHER (ISIC 32) FROM WORLD
1507	W432	TEXTILES & APPAREL & LEATHER (ISIC 32) FROM WORLD
1508	W433	TEXTILES & APPAREL & LEATHER (ISIC 32) FROM WORLD
1509	W434	TEXTILES & APPAREL & LEATHER (ISIC 32) FROM WORLD
1510	W435	TEXTILES & APPAREL & LEATHER (ISIC 32) FROM WORLD
1511	W436	TEXTILES & APPAREL & LEATHER (ISIC 32) FROM WORLD



VARIABLES PROVIENTES DE A.I.D. HISTORIA

UES	DEMP	TITLE
1513	4437	NON-FERROUS METALS EXC. FROM PETRO. FROM L.A. & CARR.
1514	4438	METAL PRODUCTS (ISIC 33) FROM LATIN AMERICA & CARR.
1515	4439	METAL PRODUCTS (ISIC 33) FROM L.A. & CARR.
1516	4440	METAL PRODUCTS (ISIC 33) FROM L.A. & CARR.
1517	4441	METAL PRODUCTS (ISIC 33) FROM L.A. & CARR.
1518	4442	METAL PRODUCTS (ISIC 33) FROM L.A. & CARR.
1519	4443	METAL PRODUCTS (ISIC 33) FROM L.A. & CARR.
1520	4444	METAL PRODUCTS (ISIC 33) FROM L.A. & CARR.
1521	4445	METAL PRODUCTS (ISIC 33) FROM L.A. & CARR.
1522	4446	METAL PRODUCTS (ISIC 33) FROM L.A. & CARR.
1523	4447	METAL PRODUCTS (ISIC 33) FROM L.A. & CARR.
1524	4448	METAL PRODUCTS (ISIC 33) FROM L.A. & CARR.
1525	4449	METAL PRODUCTS (ISIC 33) FROM L.A. & CARR.
1526	4450	METAL PRODUCTS (ISIC 33) FROM L.A. & CARR.
1527	4451	METAL PRODUCTS (ISIC 33) FROM L.A. & CARR.
1528	4452	METAL PRODUCTS (ISIC 33) FROM L.A. & CARR.
1529	4453	METAL PRODUCTS (ISIC 33) FROM L.A. & CARR.
1530	4454	METAL PRODUCTS (ISIC 33) FROM L.A. & CARR.
1531	4455	METAL PRODUCTS (ISIC 33) FROM L.A. & CARR.
1532	4456	METAL PRODUCTS (ISIC 33) FROM L.A. & CARR.
1533	4457	METAL PRODUCTS (ISIC 33) FROM L.A. & CARR.
1534	4458	METAL PRODUCTS (ISIC 33) FROM L.A. & CARR.
1535	4459	METAL PRODUCTS (ISIC 33) FROM L.A. & CARR.
1536	4460	METAL PRODUCTS (ISIC 33) FROM L.A. & CARR.
1537	4461	METAL PRODUCTS (ISIC 33) FROM L.A. & CARR.
1538	4462	METAL PRODUCTS (ISIC 33) FROM L.A. & CARR.
1539	4463	METAL PRODUCTS (ISIC 33) FROM L.A. & CARR.
1540	4464	METAL PRODUCTS (ISIC 33) FROM L.A. & CARR.
1541	4465	METAL PRODUCTS (ISIC 33) FROM L.A. & CARR.
1542	4466	METAL PRODUCTS (ISIC 33) FROM L.A. & CARR.
1543	4467	METAL PRODUCTS (ISIC 33) FROM L.A. & CARR.
1544	4468	METAL PRODUCTS (ISIC 33) FROM L.A. & CARR.
1545	4469	METAL PRODUCTS (ISIC 33) FROM L.A. & CARR.
1546	4470	METAL PRODUCTS (ISIC 33) FROM L.A. & CARR.
1547	4471	METAL PRODUCTS (ISIC 33) FROM L.A. & CARR.
1548	4472	METAL PRODUCTS (ISIC 33) FROM L.A. & CARR.
1549	4473	METAL PRODUCTS (ISIC 33) FROM L.A. & CARR.
1550	4474	METAL PRODUCTS (ISIC 33) FROM L.A. & CARR.
1551	4475	METAL PRODUCTS (ISIC 33) FROM L.A. & CARR.
1552	4476	METAL PRODUCTS (ISIC 33) FROM L.A. & CARR.
1553	4477	METAL PRODUCTS (ISIC 33) FROM L.A. & CARR.
1554	4478	METAL PRODUCTS (ISIC 33) FROM L.A. & CARR.
1555	4479	METAL PRODUCTS (ISIC 33) FROM L.A. & CARR.
1556	4480	METAL PRODUCTS (ISIC 33) FROM L.A. & CARR.
1557	4481	METAL PRODUCTS (ISIC 33) FROM L.A. & CARR.
1558	4482	METAL PRODUCTS (ISIC 33) FROM L.A. & CARR.
1559	4483	METAL PRODUCTS (ISIC 33) FROM L.A. & CARR.
1560	4484	METAL PRODUCTS (ISIC 33) FROM L.A. & CARR.
1561	4485	METAL PRODUCTS (ISIC 33) FROM L.A. & CARR.
1562	4486	METAL PRODUCTS (ISIC 33) FROM L.A. & CARR.
1563	4487	METAL PRODUCTS (ISIC 33) FROM L.A. & CARR.
1564	4488	METAL PRODUCTS (ISIC 33) FROM L.A. & CARR.
1565	4489	METAL PRODUCTS (ISIC 33) FROM L.A. & CARR.
1566	4490	METAL PRODUCTS (ISIC 33) FROM L.A. & CARR.






VARIABLES PROVEIENTS DE AIL. HISTORI

CES	DENOM	LETTRE
1567	W592	WAINWOOD & SLEEPERS
1568	W593	HIDES/SKINS CATTLE
1569	W594	CAUDE PETRO.
1570	W595	CAUXITE
1571	W600	COTON ORP
1572	W601	TIN METAL UNMANUFACTURED
1573	W602	LEAD METAL UNMANUFACTURED
1574	W603	LEAD METAL UNMANUFACTURED
1575	W604	ZINC METAL UNMANUFACTURED
1576	W605	ZINC METAL UNMANUFACTURED
1577	W606	LEON METAL UNMANUFACTURED
1578	W607	MANGANESE ORF
1580	W608	PHOSPHATE FOCK
1581	W609	COUNTRY TOTAL EXPORTS
1582	W610	COPPER BLISTER
1583	W611	COPPER REFINED
1584	W619	HIDES/SKINS SHEEP
1585	W620	HIDES/SKINS GOAT
1586	W628	HERFALS NOT ELSEWHERE SPECIFIED
1587	W629	ORANGES & TANGERINES, ETC.
1588	W630	LEMONS & LIMES
1589	W631	BANANAS
1590	W637	TOBACCO UNMANUFACTURED
1591	W638	GROUND NUTS TOTAL SHELLED
1592	W639	COPRA KERNELS
1593	W640	PALM KERNELS
1594	W641	SOY BEANS
1595	W642	NATURAL RUBBER
1596	W643	WOOL GREASY
1597	W644	WOOL DEGREASED
1598	W647	SISAL & OTHER AGAVES
1599	W648	SOYBEAN OIL
1600	W651	COCOA BUTTER
1601	W653	OFFICE CITRUS FRUITS
1602	W654	HARLEY
1603	W656	RYE
1604	W657	ORATS
1605	W658	POTATOS
1606	W659	SOYBEAN CAKE
1607	W660	GROUNDNUT CAKE
1608	W661	COCOA BUTTER
1609	W662	COCOA BUTTER-DESSICATED
1610	W663	COPRA CAKE
1611	W664	PALM KERNEL OIL
1612	W665	PALM KERNEL CAKE
1613	W666	CASTOR BEANS
1614	W667	CASTOR OIL
1615	W668	SUNFLOWER SEED
1616	W669	SUNFLOWER OIL
1617	W670	SUNFLOWER CAKE
1618	W671	RAPE SEED
1619	W672	RAPE SEED
1620	W673	COTTON SEED



DBS	CDROM	TITLE
1621	*674	COTTON SEED OIL
1622	*675	COTTON SEED CAKE
1623	*676	LINSEED
1624	*677	LINSEED CAKE
1625	*678	TOMATOES FRESH
1626	*680	APPLES
1627	*681	PEARS
1628	*682	GRAPES
1629	*683	RAISINS
1630	*684	DATES
1631	*683	PEPPER
1632	*690	PIPERITTO
1633	*691	PANILLA
1634	*693	PIGS (SWINE)
1635	*694	PIGMEAT
1636	*698	HORSE MEAT
1637	*699	MEAT MEAL
1638	*700	NATURAL HONEY
1639	*701	BOVINE CATTLE
1640	*702	SHEEP & GOATS
1641	*704	MEAT SHEEP FRESH
1642	*705	MEAT POULTRY FRESH
1643	*706	OFFALS FRESH
1644	*707	MEAT OFFALS FRESH NOT ELSEWHERE SPECIFIED
1645	*715	ONIONS
1646	*718	BEANS
1647	*720	OILSEED CAKES NOT ELSEWHERE SPECIFIED
1648	*721	LARD & FAT (PIG & POULTRY)
1649	*725	GRAPE & MUSTARD SEED
1650	*726	SILK
1651	*727	FIBERS TOW & WASTE
1652	*728	ANIMAL OIL
1653	*729	RAPE MUST
1654	*730	OLIVE OIL
1655	*732	OIL OF MAIZE
1656	*733	PEACHES
1657	*734	PINEAPPLES FRESH
1658	*738	PULPWOOD & PARTICLES
1659	*740	PULPWOOD & CHARCOAL
1660	*755	ALUMINA (MC)
1661	*756	PRIMAARY ALUMINUM
1662	*757	NICKEL METAL
1663	*760	NICKEL METAL
1664	X003	EXPORTS TO UNITED STATES
1665	X004	EXPORTS TO PUERTO RICO
1666	X005	EXPORTS TO VIRGIN ISLANDS (U.S.)
1667	X006	EXPORTS TO AMERICAN SAMOA
1668	X007	EXPORTS TO PACIFIC ISLANDS, TRUST TERRITORY
1669	X008	EXPORTS TO GUAM
1670	X009	EXPORTS TO CANAL ZONE
1671	X103	EXPORTS TO GEFMANIA
1672	X131	EXPORTS TO AUSTRIA
1673	X132	EXPORTS TO BELGIUM
1674	X133	EXPORTS TO GIBRALTAR



VARIABLES PROVENIENTES DE AID.HISTORY

OBS	DENUM	TITLE	COUNTRY CODE
1675	X134	EXPORTS TO DENMARK	
1676	X136	EXPORTS TO DENMARK	
1677	X137	EXPORTS TO DENMARK	
1678	X138	EXPORTS TO DENMARK	
1679	X141	EXPORTS TO ICELAND	
1680	X144	EXPORTS TO ICELAND	
1681	X145	EXPORTS TO ICELAND	
1682	X146	EXPORTS TO ICELAND	
1683	X147	EXPORTS TO ICELAND	
1684	X148	EXPORTS TO ICELAND	
1685	X150	EXPORTS TO ICELAND	
1686	X152	EXPORTS TO ICELAND	
1687	X153	EXPORTS TO ICELAND	
1688	X154	EXPORTS TO ICELAND	
1689	X156	EXPORTS TO ICELAND	
1690	X157	EXPORTS TO ICELAND	
1691	X158	EXPORTS TO ICELAND	
1692	X171	EXPORTS TO ICELAND	
1693	X172	EXPORTS TO ICELAND	
1694	X173	EXPORTS TO ICELAND	
1695	X174	EXPORTS TO ICELAND	
1696	X175	EXPORTS TO ICELAND	
1697	X181	EXPORTS TO ICELAND	
1698	X182	EXPORTS TO ICELAND	
1700	X183	EXPORTS TO ICELAND	
1701	X184	EXPORTS TO ICELAND	
1702	X185	EXPORTS TO ICELAND	
1703	X186	EXPORTS TO ICELAND	
1704	X187	EXPORTS TO ICELAND	
1705	X188	EXPORTS TO ICELAND	
1706	X198	EXPORTS TO ICELAND	
1708	X233	EXPORTS TO ICELAND	
1709	X234	EXPORTS TO ICELAND	
1710	X263	EXPORTS TO ICELAND	
1711	X265	EXPORTS TO ICELAND	
1713	X266	EXPORTS TO ICELAND	
1714	X267	EXPORTS TO ICELAND	
1715	X268	EXPORTS TO ICELAND	
1716	X271	EXPORTS TO ICELAND	
1717	X272	EXPORTS TO ICELAND	
1718	X273	EXPORTS TO ICELAND	
1719	X274	EXPORTS TO ICELAND	
1720	X275	EXPORTS TO ICELAND	
1721	X276	EXPORTS TO ICELAND	
1722	X277	EXPORTS TO ICELAND	
1723	X278	EXPORTS TO ICELAND	
1724	X279	EXPORTS TO ICELAND	
1725	X281	EXPORTS TO ICELAND	
1726	X292	EXPORTS TO ICELAND	
1727	X306	EXPORTS TO ICELAND	
1728	X320	EXPORTS TO ICELAND	



SDSE\_6/85, IICA CIDIA  
VARIABLES PROVENIENCES DE A.I. HISTOPY

OBS	DE NUM	TITLE
1723	X366	EXPORTS TO BHUTAN
1730	X367	EXPORTS TO NEPAL
1731	X383	EXPORTS TO SRI LANKA
1732	X386	EXPORTS TO INDIA
1733	X389	EXPORTS TO BANGLADASH
1734	X391	EXPORTS TO PAKISTAN
1735	X431	EXPORTS TO VIETNAM NORTH
1736	X432	EXPORTS TO KOREA, DEMOCRATIC PEOPLES REP
1737	X435	EXPORTS TO CHINA, PEOPLES REPUBLIC OF
1738	X438	EXPORTS TO MONGOLIA
1739	X441	EXPORTS TO LAOS
1740	X443	EXPORTS TO CAMBODIA
1741	X442	EXPORTS TO KAMPUTIA (TIMOR)
1742	X472	EXPORTS TO MACAU (MACAO)
1743	X473	EXPORTS TO HONG KONG
1744	X478	EXPORTS TO SINGAPORE
1745	X480	EXPORTS TO MALAYSIA
1746	X482	EXPORTS TO MALAWI
1747	X483	EXPORTS TO TAIWAN
1748	X484	EXPORTS TO BRUNEI
1749	X485	EXPORTS TO JAPAN, REPUBLIC OF
1750	X488	EXPORTS TO KOREA, REPUBLIC OF
1751	X489	EXPORTS TO SINGAPORE
1752	X491	EXPORTS TO PHILIPPINES
1753	X492	EXPORTS TO THAILAND
1754	X493	EXPORTS TO INDONESIA
1755	X497	EXPORTS TO LAOS
1756	X501	EXPORTS TO HAWAII
1757	X502	EXPORTS TO FALKLAND ISLANDS (MALVINAS)
1758	X503	EXPORTS TO SPAIN
1759	X504	EXPORTS TO GUYANA
1760	X505	EXPORTS TO BELIZE
1761	X507	EXPORTS TO IZELANDS ANTILLES
1762	X508	EXPORTS TO NEPAL
1763	X510	EXPORTS TO CAMBODIA
1764	X511	EXPORTS TO VIETNAM
1765	X512	EXPORTS TO ARGENTINA
1766	X513	EXPORTS TO BOLIVIA
1767	X514	EXPORTS TO BRAZIL
1768	X516	EXPORTS TO CHILE
1769	X517	EXPORTS TO COLOMBIA
1770	X518	EXPORTS TO COSTA RICA
1771	X519	EXPORTS TO CUBA
1772	X520	EXPORTS TO DOMINICAN REPUBLIC
1773	X521	EXPORTS TO ECUADOR
1774	X522	EXPORTS TO EL SALVADOR
1775	X523	EXPORTS TO GUATEMALA
1776	X524	EXPORTS TO HAITI
1777	X525	EXPORTS TO HONDURAS
1778	X526	EXPORTS TO MEXICO
1779	X527	EXPORTS TO NICARAGUA
1780	X528	EXPORTS TO PANAMA
1781	X529	EXPORTS TO PARAGUAY
1782	X529	EXPORTS TO PERU
		EXPORTS TO URUGUAY
		EXPORTS TO VENEZUELA





VARIABLES PROVENIENTES DE AID.HISTORY

OBS	DENUM	TITLE	COUNTRY CODE
1783	X622	EXPORTS TO JAMAICA	
1784	X623	EXPORTS TO TRINIDAD AND TOBAGO	
1785	X624	EXPORTS TO PARAGUAY	
1786	X625	EXPORTS TO ANTIGUA AND BARBUDA	
1787	X626	EXPORTS TO DOMINICA	
1788	X627	EXPORTS TO GRENADA	
1789	X628	EXPORTS TO MONTserrat	
1790	X629	EXPORTS TO ST. KITTS-NEVIS	
1791	X630	EXPORTS TO ST. LUCIA	
1792	X631	EXPORTS TO ST. VINCENT AND THE GRENADINES	
1793	X632	EXPORTS TO ST. VINCENT AND THE GRENADINES	
1794	X633	EXPORTS TO FRENCH GUYANA	
1795	X634	EXPORTS TO GUADELOUPE	
1796	X635	EXPORTS TO MAJORCA	
1797	X636	EXPORTS TO COMOROS	
1798	X637	EXPORTS TO DJIBOUTI	
1799	X638	EXPORTS TO REUNION	
1800	X639	EXPORTS TO MOZAMBIQUE	
1801	X640	EXPORTS TO ZAMBIA	
1802	X641	EXPORTS TO MALAWI	
1803	X642	EXPORTS TO ZIMBABWE (SOUTHERN RHODESIA)	
1804	X643	EXPORTS TO ZIMBABWE	
1805	X644	EXPORTS TO KENYA	
1806	X645	EXPORTS TO TANGANYIKA	
1807	X646	EXPORTS TO UGANDA	
1808	X647	EXPORTS TO NIGERIA	
1809	X648	EXPORTS TO TANZANIA	
1810	X649	EXPORTS TO CAMEROON	
1811	X650	EXPORTS TO LESOTHO	
1812	X651	EXPORTS TO BOTSWANA	
1813	X652	EXPORTS TO GAMBIA	
1814	X653	EXPORTS TO SIERRA LEONE	
1815	X654	EXPORTS TO ALGERIA	
1816	X655	EXPORTS TO ST. HELENA	
1817	X656	EXPORTS TO GHANA	
1818	X657	EXPORTS TO MAURITIUS	
1819	X658	EXPORTS TO SWAZILAND	
1820	X659	EXPORTS TO SOMALIA	
1821	X660	EXPORTS TO SUDAN	
1822	X661	EXPORTS TO EQUATORIAL GUINEA	
1823	X662	EXPORTS TO ANGOLA	
1824	X663	EXPORTS TO COTE D'IVOIRE	
1825	X664	EXPORTS TO MOZAMBIQUE	
1826	X665	EXPORTS TO GUINEA-BISSAU	
1827	X666	EXPORTS TO SAO TOME AND PRINCIPE	
1828	X667	EXPORTS TO ZAIRE	
1829	X668	EXPORTS TO ETHIOPIA	
1830	X669	EXPORTS TO TUNISIA	
1831	X670	EXPORTS TO LIBERIA	
1832	X671	EXPORTS TO LIBYAN ARAB REPUBLIC	
1833	X672	EXPORTS TO SOUTH AFRICA	
1834	X673	EXPORTS TO SOUTH AFRICA	
1835	X674	EXPORTS TO CENTRAL AFRICAN REPUBLIC	
1836	X675	EXPORTS TO CENTRAL AFRICAN REPUBLIC	



VARIABLES PROVIENTES DE AID.HISTOFY

CES	DENUM	TITLE	COUNTRY CODE
1837	X677	EXPORTS TO CHAD	
1838	X678	EXPORTS TO GABON	
1839	X679	EXPORTS TO CONGO, PEOPLES REPUBLIC OF	
1840	X680	EXPORTS TO BENIN	
1841	X681	EXPORTS TO IVORY COAST	
1842	X682	EXPORTS TO MAURITANIA	
1843	X683	EXPORTS TO NIGERIA	
1844	X684	EXPORTS TO SENEGAL	
1845	X685	EXPORTS TO UPPER VOLTA	
1846	X686	EXPORTS TO MADAGASCAR	
1847	X687	EXPORTS TO MALI	
1848	X688	EXPORTS TO TOGO	
1849	X689	EXPORTS TO BURUNDI	
1850	X690	EXPORTS TO RWANDA	
1851	X691	EXPORTS TO SWAZILAND	
1852	X692	EXPORTS TO ZAMBIA	
1853	X693	EXPORTS TO ZIMBABWE	
1854	X694	EXPORTS TO SOUTH AFRICA	
1855	X695	EXPORTS TO SLOVAKIA	
1856	X696	EXPORTS TO CZECH REPUBLIC	
1857	X697	EXPORTS TO POLAND	
1858	X698	EXPORTS TO HUNGARY	
1859	X699	EXPORTS TO ROMANIA	
1860	X700	EXPORTS TO YUGOSLAVIA	
1861	X701	EXPORTS TO GERMANY	
1862	X702	EXPORTS TO FRANCE	
1863	X703	EXPORTS TO ITALY	
1864	X704	EXPORTS TO SPAIN	
1865	X705	EXPORTS TO GREECE	
1866	X706	EXPORTS TO PORTUGAL	
1867	X707	EXPORTS TO BELGIUM	
1868	X708	EXPORTS TO NETHERLANDS	
1869	X709	EXPORTS TO LUXEMBOURG	
1870	X710	EXPORTS TO SWITZERLAND	
1871	X711	EXPORTS TO AUSTRIA	
1872	X712	EXPORTS TO DENMARK	
1873	X713	EXPORTS TO FINLAND	
1874	X714	EXPORTS TO SWEDEN	
1875	X715	EXPORTS TO NORWAY	
1876	X716	EXPORTS TO DENMARK	
1877	X717	EXPORTS TO SWEDEN	
1878	X718	EXPORTS TO NORWAY	
1879	X719	EXPORTS TO DENMARK	
1880	X720	EXPORTS TO SWEDEN	
1881	X721	EXPORTS TO NORWAY	
1882	X722	EXPORTS TO DENMARK	
1883	X723	EXPORTS TO SWEDEN	
1884	X724	EXPORTS TO NORWAY	
1885	X725	EXPORTS TO DENMARK	
1886	X726	EXPORTS TO SWEDEN	
1887	X727	EXPORTS TO NORWAY	
1888	X728	EXPORTS TO DENMARK	
1889	X729	EXPORTS TO SWEDEN	
1890	X730	EXPORTS TO NORWAY	

SCOUTH MIQUOFLCN  
 ISLANDS  
 A.I.D. COUNTRY CODE  
 REGIONAL  
 POLYNESIA  
 CALEDONIA  
 NEW GUINEA  
 ZEALAND  
 ISLANDS  
 A.I.D. COUNTRY CODE



VARIABLES PROVENIENTES DE AID.HISTOPY

ORS	DENUM	FILF
1891	Y2111072	YIELD:BARLEY,SPFFNG
1893	Y2111074	YIELD:BARLEY,GRAIN
1894	Y2111075	YIELD:BARLEY,BEER
1895	Y2111076	YIELD:BARLEY,NAKED
1896	Y2111077	YIELD:BARLEY,COMMON
1897	Y2111078	YIELD:BARLEY,COMMON
1898	Y2111079	YIELD:BARLEY,COMMON
1899	Y2111080	YIELD:BARLEY,COMMON
1900	Y2111081	YIELD:OATS
1901	Y2111082	YIELD:SORGHUM
1902	Y2111083	YIELD:MILLET
1903	Y2111084	YIELD:MILLET
1904	Y2111085	YIELD:MILLET
1905	Y2111086	YIELD:MILLET
1906	Y2111087	YIELD:MILLET
1907	Y2111088	YIELD:MILLET
1908	Y2111089	YIELD:MILLET
1909	Y2111090	YIELD:MILLET
1910	Y2111091	YIELD:MILLET
1911	Y2111092	YIELD:SORGHUM
1912	Y2111093	YIELD:SORGHUM
1913	Y2111094	YIELD:SORGHUM
1914	Y2111095	YIELD:MIXED GRAINS
1915	Y2111096	YIELD:MIXED GRAINS
1916	Y2111097	YIELD:MIXED GRAINS
1917	Y2111098	YIELD:MIXED GRAINS
1918	Y2111099	YIELD:MIXED GRAINS
1919	Y2111100	YIELD:BUCKWHEAT
1920	Y2111101	YIELD:CANARY SEED
1921	Y2111102	YIELD:PEPP
		YIELD:GRAINS,NFS

COMMON GLUTINOUS  
 ITALIAN  
 BARNYARD  
 FOXTAIL  
 MAHA  
 MAHA  
 MAHA  
 MAHA  
 MAHA



**B. VARIABLES PROVENIENTES DE USDA. FANA**





VARIABLES PROVENIENTES DE USDA.PANA

OS	COMHCODE	DESCODE	YEAR
1	BANANAS	BEIJING STOCKS IN METRIC TONS	AV
2	BANANAS	ENDING STOCKS IN METRIC TONS	AV
3	BANANAS	POPULATION IN THOUSANDS	AV
4	BANANAS	STRAIN EQUIV NONFEED USE METRIC TONS	AV
5	BANANAS	STRAIN EQUIV ENDING STOCKS METRIC TONS	AV
6	BANANAS	STRAIN EQUIV PRODUCTION METRIC TONS	AV
7	BANANAS	GRAIN BASED GRAIN EQUIV IMPRT REQ MT	83
8	BANANAS	NUTRITIONAL BASED IMPRT REQ MT	83
9	BANANAS	NUTRITIONAL NEEDS IN METRIC TONS	AV
10	BANANAS	CALORIFIC AS A % TOTAL INTAKE X1000	83
11	BANANAS	PERCAPITA TOTAL FEED USE IN GRAMS	AV
12	BANANAS	PERCAPITA FEED USE IN GRAMS	AV
13	BANANAS	PERCAPITA FEED USE IN GRAMS	AV
14	BANANAS	PERCAPITA FEED USE IN GRAMS	AV
15	BANANAS	PERCAPITA FEED USE IN GRAMS	AV
16	BANANAS	PERCAPITA FEED USE IN GRAMS	AV
17	BANANAS	PERCAPITA FEED USE IN GRAMS	AV
18	BANANAS	PERCAPITA FEED USE IN GRAMS	AV
19	BANANAS	PERCAPITA FEED USE IN GRAMS	AV
20	BANANAS	PERCAPITA FEED USE IN GRAMS	AV
21	BANANAS	PERCAPITA FEED USE IN GRAMS	AV
22	BANANAS	PERCAPITA FEED USE IN GRAMS	AV
23	BANANAS	PERCAPITA FEED USE IN GRAMS	AV
24	BANANAS	PERCAPITA FEED USE IN GRAMS	AV
25	BANANAS	PERCAPITA FEED USE IN GRAMS	AV
26	BANANAS	PERCAPITA FEED USE IN GRAMS	AV
27	BANANAS	PERCAPITA FEED USE IN GRAMS	AV
28	BANANAS	PERCAPITA FEED USE IN GRAMS	AV
29	BANANAS	PERCAPITA FEED USE IN GRAMS	AV
30	BANANAS	PERCAPITA FEED USE IN GRAMS	AV
31	BANANAS	PERCAPITA FEED USE IN GRAMS	AV
32	BANANAS	PERCAPITA FEED USE IN GRAMS	AV
33	BANANAS	PERCAPITA FEED USE IN GRAMS	AV
34	BANANAS	PERCAPITA FEED USE IN GRAMS	AV
35	BANANAS	PERCAPITA FEED USE IN GRAMS	AV
36	BANANAS	PERCAPITA FEED USE IN GRAMS	AV
37	BANANAS	PERCAPITA FEED USE IN GRAMS	AV
38	BANANAS	PERCAPITA FEED USE IN GRAMS	AV
39	BANANAS	PERCAPITA FEED USE IN GRAMS	AV
40	BANANAS	PERCAPITA FEED USE IN GRAMS	AV
41	BANANAS	PERCAPITA FEED USE IN GRAMS	AV
42	BANANAS	PERCAPITA FEED USE IN GRAMS	AV
43	BANANAS	PERCAPITA FEED USE IN GRAMS	AV
44	BANANAS	PERCAPITA FEED USE IN GRAMS	AV
45	BANANAS	PERCAPITA FEED USE IN GRAMS	AV
46	BANANAS	PERCAPITA FEED USE IN GRAMS	AV
47	BANANAS	PERCAPITA FEED USE IN GRAMS	AV
48	BANANAS	PERCAPITA FEED USE IN GRAMS	AV
49	BANANAS	PERCAPITA FEED USE IN GRAMS	AV
50	BANANAS	PERCAPITA FEED USE IN GRAMS	AV
51	BANANAS	PERCAPITA FEED USE IN GRAMS	AV
52	BANANAS	PERCAPITA FEED USE IN GRAMS	AV
53	BANANAS	PERCAPITA FEED USE IN GRAMS	AV
54	BANANAS	PERCAPITA FEED USE IN GRAMS	AV
55	BANANAS	PERCAPITA FEED USE IN GRAMS	AV
56	BANANAS	PERCAPITA FEED USE IN GRAMS	AV
57	BANANAS	PERCAPITA FEED USE IN GRAMS	AV
58	BANANAS	PERCAPITA FEED USE IN GRAMS	AV
59	BANANAS	PERCAPITA FEED USE IN GRAMS	AV
60	BANANAS	PERCAPITA FEED USE IN GRAMS	AV
61	BANANAS	PERCAPITA FEED USE IN GRAMS	AV
62	BANANAS	PERCAPITA FEED USE IN GRAMS	AV
63	BANANAS	PERCAPITA FEED USE IN GRAMS	AV
64	BANANAS	PERCAPITA FEED USE IN GRAMS	AV
65	BANANAS	PERCAPITA FEED USE IN GRAMS	AV
66	BANANAS	PERCAPITA FEED USE IN GRAMS	AV
67	BANANAS	PERCAPITA FEED USE IN GRAMS	AV
68	BANANAS	PERCAPITA FEED USE IN GRAMS	AV
69	BANANAS	PERCAPITA FEED USE IN GRAMS	AV
70	BANANAS	PERCAPITA FEED USE IN GRAMS	AV
71	BANANAS	PERCAPITA FEED USE IN GRAMS	AV
72	BANANAS	PERCAPITA FEED USE IN GRAMS	AV
73	BANANAS	PERCAPITA FEED USE IN GRAMS	AV
74	BANANAS	PERCAPITA FEED USE IN GRAMS	AV
75	BANANAS	PERCAPITA FEED USE IN GRAMS	AV
76	BANANAS	PERCAPITA FEED USE IN GRAMS	AV
77	BANANAS	PERCAPITA FEED USE IN GRAMS	AV
78	BANANAS	PERCAPITA FEED USE IN GRAMS	AV
79	BANANAS	PERCAPITA FEED USE IN GRAMS	AV
80	BANANAS	PERCAPITA FEED USE IN GRAMS	AV
81	BANANAS	PERCAPITA FEED USE IN GRAMS	AV
82	BANANAS	PERCAPITA FEED USE IN GRAMS	AV
83	BANANAS	PERCAPITA FEED USE IN GRAMS	AV
84	BANANAS	PERCAPITA FEED USE IN GRAMS	AV
85	BANANAS	PERCAPITA FEED USE IN GRAMS	AV
86	BANANAS	PERCAPITA FEED USE IN GRAMS	AV
87	BANANAS	PERCAPITA FEED USE IN GRAMS	AV
88	BANANAS	PERCAPITA FEED USE IN GRAMS	AV
89	BANANAS	PERCAPITA FEED USE IN GRAMS	AV
90	BANANAS	PERCAPITA FEED USE IN GRAMS	AV
91	BANANAS	PERCAPITA FEED USE IN GRAMS	AV
92	BANANAS	PERCAPITA FEED USE IN GRAMS	AV
93	BANANAS	PERCAPITA FEED USE IN GRAMS	AV
94	BANANAS	PERCAPITA FEED USE IN GRAMS	AV
95	BANANAS	PERCAPITA FEED USE IN GRAMS	AV
96	BANANAS	PERCAPITA FEED USE IN GRAMS	AV
97	BANANAS	PERCAPITA FEED USE IN GRAMS	AV
98	BANANAS	PERCAPITA FEED USE IN GRAMS	AV
99	BANANAS	PERCAPITA FEED USE IN GRAMS	AV
100	BANANAS	PERCAPITA FEED USE IN GRAMS	AV







805E\_3/84, IICA CIDIA

VARIABLES CONVENIENTES DE USDA. PANA

0003

CBS	CCM CODE	DESC CODE	YR
109		AID NEEDS	83
110		AID NEEDS	83
111		IMPORT NEEDS	83
112		IMPORT NEEDS	83
113		IMPORT NEEDS	83
114		IMPORT NEEDS	83
115		IMPORT NEEDS	83
116		IMPORT NEEDS	83
117		IMPORT NEEDS	83
118		IMPORT NEEDS	83
119		IMPORT NEEDS	83
120		IMPORT NEEDS	83
121		IMPORT NEEDS	83
122		IMPORT NEEDS	83
123		IMPORT NEEDS	83
124		IMPORT NEEDS	83
125		IMPORT NEEDS	83
126		IMPORT NEEDS	83
127		IMPORT NEEDS	83
128		IMPORT NEEDS	83
129		IMPORT NEEDS	83
130		IMPORT NEEDS	83
131		IMPORT NEEDS	83
132		IMPORT NEEDS	83
133		IMPORT NEEDS	83
134		IMPORT NEEDS	83
135		IMPORT NEEDS	83
136		IMPORT NEEDS	83
137		IMPORT NEEDS	83
138		IMPORT NEEDS	83
139		IMPORT NEEDS	83
140		IMPORT NEEDS	83
141		IMPORT NEEDS	83
142		IMPORT NEEDS	83
143		IMPORT NEEDS	83
144		IMPORT NEEDS	83
145		IMPORT NEEDS	83
146		IMPORT NEEDS	83
147		IMPORT NEEDS	83
148		IMPORT NEEDS	83
149		IMPORT NEEDS	83
150		IMPORT NEEDS	83
151		IMPORT NEEDS	83
152		IMPORT NEEDS	83
153		IMPORT NEEDS	83
154		IMPORT NEEDS	83
155		IMPORT NEEDS	83
156		IMPORT NEEDS	83
157		IMPORT NEEDS	83
158		IMPORT NEEDS	83
159		IMPORT NEEDS	83
160		IMPORT NEEDS	83
161		IMPORT NEEDS	83
162		IMPORT NEEDS	83



VARIABLES PROVENIENTES DE USDA.PANA

0001

COMCODE	DESCCODE	YEAR
035		
163	MILK, NCNPFAT DRY	AV
164	MILK, NCNPFAT DRY	AV
165	MILK, NCNPFAT DRY	AV
166	MILK, NCNPFAT DRY	AV
167	MILK, NCNPFAT DRY	AV
168	MILK, NCNPFAT DRY	AV
169	MILK, NCNPFAT DRY	AV
170	MILK, NCNPFAT DRY	AV
171	MILK, NCNPFAT DRY	AV
172	MILK, NCNPFAT DRY	AV
173	MILK, NCNPFAT DRY	AV
174	MILK, NCNPFAT DRY	AV
175	MILK, NCNPFAT DRY	AV
176	MILK, NCNPFAT DRY	AV
177	MILK, NCNPFAT DRY	AV
178	MILK, NCNPFAT DRY	AV
179	MILK, NCNPFAT DRY	AV
180	MILK, NCNPFAT DRY	AV
181	MILK, NCNPFAT DRY	AV
182	MILK, NCNPFAT DRY	AV
183	MILK, NCNPFAT DRY	AV
184	MILK, NCNPFAT DRY	AV
185	MILK, NCNPFAT DRY	AV
186	MILK, NCNPFAT DRY	AV
187	MILK, NCNPFAT DRY	AV
188	MILK, NCNPFAT DRY	AV
189	MILK, NCNPFAT DRY	AV
190	MILK, NCNPFAT DRY	AV
191	MILK, NCNPFAT DRY	AV
192	MILK, NCNPFAT DRY	AV
193	MILK, NCNPFAT DRY	AV
194	MILK, NCNPFAT DRY	AV
195	MILK, NCNPFAT DRY	AV
196	MILK, NCNPFAT DRY	AV
197	MILK, NCNPFAT DRY	AV
198	MILK, NCNPFAT DRY	AV
199	MILK, NCNPFAT DRY	AV
200	MILK, NCNPFAT DRY	AV
201	MILK, NCNPFAT DRY	AV
202	MILK, NCNPFAT DRY	AV
203	MILK, NCNPFAT DRY	AV
204	MILK, NCNPFAT DRY	AV
205	MILK, NCNPFAT DRY	AV
206	MILK, NCNPFAT DRY	AV
207	MILK, NCNPFAT DRY	AV
208	MILK, NCNPFAT DRY	AV
209	MILK, NCNPFAT DRY	AV
210	MILK, NCNPFAT DRY	AV
211	MILK, NCNPFAT DRY	AV
212	MILK, NCNPFAT DRY	AV
213	MILK, NCNPFAT DRY	AV
214	MILK, NCNPFAT DRY	AV
215	MILK, NCNPFAT DRY	AV
216	MILK, NCNPFAT DRY	AV





VARIABLES PROVENIENTES DE USDA. PANA

OE5	CCMCMCODE	DESCRIPTION	UNIT	YEAR
217		PLANTAINS	MT	83
218		PLANTAINS	MT	AV
219		PLANTAINS	MT	83
220		PLANTAINS	MT	AV
221		PLANTAINS	MT	AV
222		PLANTAINS	MT	AV
223		PLANTAINS	MT	AV
224		PLANTAINS	MT	AV
225		PLANTAINS	MT	AV
226		PLANTAINS	MT	AV
227		PLANTAINS	MT	AV
228		PLANTAINS	MT	AV
229		PLANTAINS	MT	AV
230		PLANTAINS	MT	AV
231		PLANTAINS	MT	AV
232		PLANTAINS	MT	AV
233		PLANTAINS	MT	AV
234		PLANTAINS	MT	AV
235		PLANTAINS	MT	AV
236		PLANTAINS	MT	AV
237		PLANTAINS	MT	AV
238		PLANTAINS	MT	AV
239		PLANTAINS	MT	AV
240		PLANTAINS	MT	AV
241		PLANTAINS	MT	83
242		PLANTAINS	MT	AV
243		PLANTAINS	MT	83
244		PLANTAINS	MT	AV
245		PLANTAINS	MT	AV
246		PLANTAINS	MT	AV
247		PLANTAINS	MT	AV
248		PLANTAINS	MT	AV
249		PLANTAINS	MT	AV
250		PLANTAINS	MT	AV
251		PLANTAINS	MT	AV
252		PLANTAINS	MT	AV
253		PLANTAINS	MT	AV
254		PLANTAINS	MT	AV
255		PLANTAINS	MT	AV
256		PLANTAINS	MT	AV
257		PLANTAINS	MT	AV
258		PLANTAINS	MT	AV
259		PLANTAINS	MT	AV
260		PLANTAINS	MT	AV
261		PLANTAINS	MT	AV
262		PLANTAINS	MT	AV
263		PLANTAINS	MT	AV
264		PLANTAINS	MT	AV
265		PLANTAINS	MT	83
266		PLANTAINS	MT	AV
267		PLANTAINS	MT	83
268		PLANTAINS	MT	AV
269		PLANTAINS	MT	AV
270		PLANTAINS	MT	AV



3)58\_3/84,IICA CIDIA

VARIABLES PROFICIENTES DE USDA, PANA

0006

OBS	CCMFCODE	DESCCODE	YEAR
271	SORGHUM	PERCAPITA TOTAL NEEDS IN GRAMS	AV
272	SORGHUM	STATQUO IMPORT HISTORIC MET TONS	AV
273	SORGHUM	PRODUCTI ON ONLY METRIC TONS	AV
274	SORGHUM	DOMESTIC SUPPLY IN METRIC TONS	AV
275	SORGHUM	FEED USE IN METRIC TONS	AV
276	SORGHUM	NONFEED USE IN METRIC TONS	AV
277	SORGHUM	TOTAL USE IN METRIC TONS	AV
278	SORGHUM	EXPORTS, LIV STOCKS IN METRIC TONS	AV
279	SORGHUM	GRAIN EQUIV NONFEED USE METRIC TONS	AV
280	SORGHUM	BEGINNING STOCKS IN METRIC TONS	AV
281	WHEAT	POPULATION IN THOUSANDS	AV
282	WHEAT	STATION IN THOUSANDS	AV
283	WHEAT	GRAIN EQUIV NONFEED USE METRIC TONS	AV
284	WHEAT	STATION IN THOUSANDS	AV
285	WHEAT	GRAIN EQUIV NONFEED USE METRIC TONS	AV
286	WHEAT	STATION IN THOUSANDS	AV
287	WHEAT	GRAIN EQUIV NONFEED USE METRIC TONS	AV
288	WHEAT	STATION IN THOUSANDS	AV
289	WHEAT	GRAIN EQUIV NONFEED USE METRIC TONS	AV
290	WHEAT	STATION IN THOUSANDS	AV
291	WHEAT	GRAIN EQUIV NONFEED USE METRIC TONS	AV
292	WHEAT	STATION IN THOUSANDS	AV
293	WHEAT	GRAIN EQUIV NONFEED USE METRIC TONS	AV
294	WHEAT	STATION IN THOUSANDS	AV
295	WHEAT	GRAIN EQUIV NONFEED USE METRIC TONS	AV
296	WHEAT	STATION IN THOUSANDS	AV
297	WHEAT	GRAIN EQUIV NONFEED USE METRIC TONS	AV
298	WHEAT	STATION IN THOUSANDS	AV
299	WHEAT	GRAIN EQUIV NONFEED USE METRIC TONS	AV
300	WHEAT	STATION IN THOUSANDS	AV
301	WHEAT	GRAIN EQUIV NONFEED USE METRIC TONS	AV
302	WHEAT	STATION IN THOUSANDS	AV
303	WHEAT	GRAIN EQUIV NONFEED USE METRIC TONS	AV
304	WHEAT	STATION IN THOUSANDS	AV
305	WHEAT	GRAIN EQUIV NONFEED USE METRIC TONS	AV
306	WHEAT	STATION IN THOUSANDS	AV
307	WHEAT	GRAIN EQUIV NONFEED USE METRIC TONS	AV
308	WHEAT	STATION IN THOUSANDS	AV
309	WHEAT	GRAIN EQUIV NONFEED USE METRIC TONS	AV
310	WHEAT	STATION IN THOUSANDS	AV
311	WHEAT	GRAIN EQUIV NONFEED USE METRIC TONS	AV
312	WHEAT	STATION IN THOUSANDS	AV
313	WHEAT	GRAIN EQUIV NONFEED USE METRIC TONS	AV
314	WHEAT	STATION IN THOUSANDS	AV
315	WHEAT	GRAIN EQUIV NONFEED USE METRIC TONS	AV
316	WHEAT	STATION IN THOUSANDS	AV
317	WHEAT	GRAIN EQUIV NONFEED USE METRIC TONS	AV
318	WHEAT	STATION IN THOUSANDS	AV
319	WHEAT	GRAIN EQUIV NONFEED USE METRIC TONS	AV
320	WHEAT	STATION IN THOUSANDS	AV
321	WHEAT	GRAIN EQUIV NONFEED USE METRIC TONS	AV
322	WHEAT	STATION IN THOUSANDS	AV
323	WHEAT	GRAIN EQUIV NONFEED USE METRIC TONS	AV
324	WHEAT	STATION IN THOUSANDS	AV
307	POTATOES	SWEET POTATOES	AV
308	POTATOES	SWEET POTATOES	AV
309	POTATOES	SWEET POTATOES	AV
310	POTATOES	SWEET POTATOES	AV
311	POTATOES	SWEET POTATOES	AV
312	POTATOES	SWEET POTATOES	AV
313	POTATOES	SWEET POTATOES	AV
314	POTATOES	SWEET POTATOES	AV
315	POTATOES	SWEET POTATOES	AV
316	POTATOES	SWEET POTATOES	AV
317	POTATOES	SWEET POTATOES	AV
318	POTATOES	SWEET POTATOES	AV
319	POTATOES	SWEET POTATOES	AV
320	POTATOES	SWEET POTATOES	AV
321	POTATOES	SWEET POTATOES	AV
322	POTATOES	SWEET POTATOES	AV
323	POTATOES	SWEET POTATOES	AV
324	POTATOES	SWEET POTATOES	AV



BD3E\_3/84, IICA CIDIA

VARIABLES PROVENIENTES DE USDA.PANA

0007

OBS	CCMCODE	DESCCODE	YEAR
325	YAMS AND SWEET POTATOES	NONFEED USE IN METRIC TONS	AV
326	YAMS AND SWEET POTATOES	TOTAL USE IN METRIC TONS	AV
327	YAMS AND SWEET POTATOES	EXPORTS, HISTORIC ONLY METRIC TONS	AV
323	YAMS AND SWEET POTATOES	GRAIN EQUIV CONVERSION FACTOR *1000	AV



**C. VARIABLES PROVENIENTES DE USDA. FAS**





VARIABLES PROVENIENIES DE UCDA.PAS

CES	CCMFCODE	DESCCODE	UNITCODE
1	COPRA	MEAL	TONS
2	COPRA	MEAL	TONS
3	COPRA	MEAL	TONS
4	COPRA	MEAL	TONS
5	COPRA	MEAL	TONS
6	COPRA	MEAL	TONS
7	COPRA	MEAL	TONS
8	COPRA	MEAL	TONS
9	COPRA	OIL	TONS
10	COPRA	OIL	TONS
11	COPRA	OIL	TONS
12	COPRA	OIL	TONS
13	COPRA	OIL	TONS
14	COPRA	OIL	TONS
15	COPRA	OIL	TONS
16	COPRA	OIL	TONS
17	COPRA	OIL	TONS
18	COPRA	OIL	TONS
19	COPRA	OIL	TONS
20	COPRA	OIL	TONS
21	COPRA	OIL	TONS
22	COPRA	OIL	TONS
23	COPRA	OIL	TONS
24	COPRA	OIL	TONS
25	COPRA	OIL	TONS
26	COPRA	OIL	TONS
27	COPRA	OIL	TONS
28	COPRA	OIL	TONS
29	COPRA	OIL	TONS
30	COPRA	OIL	TONS
31	COPRA	OIL	TONS
32	COPRA	OIL	TONS
33	COPRA	OIL	TONS
34	COPRA	OIL	TONS
35	COPRA	OIL	TONS
36	COPRA	OIL	TONS
37	COPRA	OIL	TONS
38	COPRA	OIL	TONS
39	COPRA	OIL	TONS
40	COPRA	OIL	TONS
41	COPRA	OIL	TONS
42	COPRA	OIL	TONS
43	COPRA	OIL	TONS
44	COPRA	OIL	TONS
45	COPRA	OIL	TONS
46	COPRA	OIL	TONS
47	COPRA	OIL	TONS
48	COPRA	OIL	TONS
49	COPRA	OIL	TONS
50	COPRA	OIL	TONS
51	COPRA	OIL	TONS
52	COPRA	OIL	TONS
53	COPRA	OIL	TONS
54	COPRA	OIL	TONS
55	COPRA	OIL	TONS
56	COPRA	OIL	TONS
57	COPRA	OIL	TONS
58	COPRA	OIL	TONS
59	COPRA	OIL	TONS
60	COPRA	OIL	TONS
61	COPRA	OIL	TONS
62	COPRA	OIL	TONS
63	COPRA	OIL	TONS
64	COPRA	OIL	TONS
65	COPRA	OIL	TONS
66	COPRA	OIL	TONS
67	COPRA	OIL	TONS
68	COPRA	OIL	TONS
69	COPRA	OIL	TONS
70	COPRA	OIL	TONS
71	COPRA	OIL	TONS
72	COPRA	OIL	TONS
73	COPRA	OIL	TONS
74	COPRA	OIL	TONS
75	COPRA	OIL	TONS
76	COPRA	OIL	TONS
77	COPRA	OIL	TONS
78	COPRA	OIL	TONS
79	COPRA	OIL	TONS
80	COPRA	OIL	TONS
81	COPRA	OIL	TONS
82	COPRA	OIL	TONS
83	COPRA	OIL	TONS
84	COPRA	OIL	TONS
85	COPRA	OIL	TONS
86	COPRA	OIL	TONS
87	COPRA	OIL	TONS
88	COPRA	OIL	TONS
89	COPRA	OIL	TONS
90	COPRA	OIL	TONS
91	COPRA	OIL	TONS
92	COPRA	OIL	TONS
93	COPRA	OIL	TONS
94	COPRA	OIL	TONS
95	COPRA	OIL	TONS
96	COPRA	OIL	TONS
97	COPRA	OIL	TONS
98	COPRA	OIL	TONS
99	COPRA	OIL	TONS
100	COPRA	OIL	TONS

















0005

JDSD2\_6/85, IICA CIDIA  
VARIABLES PROVENIENTES DE USDA.PAS

OBS	COMPCODE	DESCCODE	UNITCODE
217	CHICKENS,LT	TOTAL EXPORTS	1000 METRIC TONS
218	CHICKENS,LT	ENDING INVENTORY	1000 METRIC TONS
219	CHICKENS,LT	ENDING INVENTORY	1000 METRIC TONS
220	CHICKENS,LT	TOTAL IMPORTS	1000 METRIC TONS
221	CHICKENS,LT	TOTAL IMPORTS	1000 METRIC TONS
222	CHICKENS,LT	PRODUCTION	1000 METRIC TONS
223	CHICKENS,LT	DOMESTIC USE	1000 METRIC TONS
224	CHICKENS,LT	DOMESTIC HUMAN CONSUMPTION	1000 METRIC TONS
225	CHICKENS,LT	DOMESTIC EXPORTS	1000 METRIC TONS
226	CHICKENS,LT	ENDING INVENTORY	1000 METRIC TONS
227	CHICKENS,LT	ENDING INVENTORY	1000 METRIC TONS
228	CHICKENS,LT	ENDING INVENTORY	1000 METRIC TONS
229	CHICKENS,LT	ENDING INVENTORY	1000 METRIC TONS
230	CHICKENS,LT	ENDING INVENTORY	1000 METRIC TONS
231	CHICKENS,LT	ENDING INVENTORY	1000 METRIC TONS
232	CHICKENS,LT	ENDING INVENTORY	1000 METRIC TONS
233	CHICKENS,LT	ENDING INVENTORY	1000 METRIC TONS
234	CHICKENS,LT	ENDING INVENTORY	1000 METRIC TONS
235	CHICKENS,LT	ENDING INVENTORY	1000 METRIC TONS
236	CHICKENS,LT	ENDING INVENTORY	1000 METRIC TONS
237	CHICKENS,LT	ENDING INVENTORY	1000 METRIC TONS
238	CHICKENS,LT	ENDING INVENTORY	1000 METRIC TONS
239	CHICKENS,LT	ENDING INVENTORY	1000 METRIC TONS
240	CHICKENS,LT	ENDING INVENTORY	1000 METRIC TONS
241	CHICKENS,LT	ENDING INVENTORY	1000 METRIC TONS
242	CHICKENS,LT	ENDING INVENTORY	1000 METRIC TONS
243	CHICKENS,LT	ENDING INVENTORY	1000 METRIC TONS
244	CHICKENS,LT	ENDING INVENTORY	1000 METRIC TONS
245	CHICKENS,LT	ENDING INVENTORY	1000 METRIC TONS
246	CHICKENS,LT	ENDING INVENTORY	1000 METRIC TONS
247	CHICKENS,LT	ENDING INVENTORY	1000 METRIC TONS
248	CHICKENS,LT	ENDING INVENTORY	1000 METRIC TONS
249	CHICKENS,LT	ENDING INVENTORY	1000 METRIC TONS
250	CHICKENS,LT	ENDING INVENTORY	1000 METRIC TONS
251	CHICKENS,LT	ENDING INVENTORY	1000 METRIC TONS
252	CHICKENS,LT	ENDING INVENTORY	1000 METRIC TONS
253	CHICKENS,LT	ENDING INVENTORY	1000 METRIC TONS
254	CHICKENS,LT	ENDING INVENTORY	1000 METRIC TONS
255	CHICKENS,LT	ENDING INVENTORY	1000 METRIC TONS
256	CHICKENS,LT	ENDING INVENTORY	1000 METRIC TONS
257	CHICKENS,LT	ENDING INVENTORY	1000 METRIC TONS
258	CHICKENS,LT	ENDING INVENTORY	1000 METRIC TONS
259	CHICKENS,LT	ENDING INVENTORY	1000 METRIC TONS
260	CHICKENS,LT	ENDING INVENTORY	1000 METRIC TONS
261	CHICKENS,LT	ENDING INVENTORY	1000 METRIC TONS
262	CHICKENS,LT	ENDING INVENTORY	1000 METRIC TONS
263	CHICKENS,LT	ENDING INVENTORY	1000 METRIC TONS
264	CHICKENS,LT	ENDING INVENTORY	1000 METRIC TONS
265	CHICKENS,LT	ENDING INVENTORY	1000 METRIC TONS
266	CHICKENS,LT	ENDING INVENTORY	1000 METRIC TONS
267	CHICKENS,LT	ENDING INVENTORY	1000 METRIC TONS
268	CHICKENS,LT	ENDING INVENTORY	1000 METRIC TONS
269	CHICKENS,LT	ENDING INVENTORY	1000 METRIC TONS
270	CHICKENS,LT	ENDING INVENTORY	1000 METRIC TONS



VARIABLES REQUERIMENTOS DE USDA.FAS

OBS	CCHMCCODE	DESCCODE	UNITCODE
171	COFFEE	GREEN INVENTORY	1000 METRIC TONS
172	COFFEE	INVENTORY	1000 METRIC TONS
173	COFFEE	INVENTORY	1000 METRIC TONS
174	COFFEE	INVENTORY	1000 METRIC TONS
175	COFFEE	INVENTORY	1000 METRIC TONS
176	COFFEE	INVENTORY	1000 METRIC TONS
177	COFFEE	INVENTORY	1000 METRIC TONS
178	COFFEE	INVENTORY	1000 METRIC TONS
179	COFFEE	INVENTORY	1000 METRIC TONS
180	COFFEE	INVENTORY	1000 METRIC TONS
181	COFFEE	INVENTORY	1000 METRIC TONS
182	COFFEE	INVENTORY	1000 METRIC TONS
183	COFFEE	INVENTORY	1000 METRIC TONS
184	COFFEE	INVENTORY	1000 METRIC TONS
185	COFFEE	INVENTORY	1000 METRIC TONS
186	COFFEE	INVENTORY	1000 METRIC TONS
187	COFFEE	INVENTORY	1000 METRIC TONS
188	COFFEE	INVENTORY	1000 METRIC TONS
189	COFFEE	INVENTORY	1000 METRIC TONS
190	COFFEE	INVENTORY	1000 METRIC TONS
191	COFFEE	INVENTORY	1000 METRIC TONS
192	COFFEE	INVENTORY	1000 METRIC TONS
193	COFFEE	INVENTORY	1000 METRIC TONS
194	COFFEE	INVENTORY	1000 METRIC TONS
195	COFFEE	INVENTORY	1000 METRIC TONS
196	COFFEE	INVENTORY	1000 METRIC TONS
197	COFFEE	INVENTORY	1000 METRIC TONS
198	COFFEE	INVENTORY	1000 METRIC TONS
199	COFFEE	INVENTORY	1000 METRIC TONS
200	COFFEE	INVENTORY	1000 METRIC TONS
201	COFFEE	INVENTORY	1000 METRIC TONS
202	COFFEE	INVENTORY	1000 METRIC TONS
203	COFFEE	INVENTORY	1000 METRIC TONS
204	COFFEE	INVENTORY	1000 METRIC TONS
205	COFFEE	INVENTORY	1000 METRIC TONS
206	COFFEE	INVENTORY	1000 METRIC TONS
207	COFFEE	INVENTORY	1000 METRIC TONS
208	COFFEE	INVENTORY	1000 METRIC TONS
209	COFFEE	INVENTORY	1000 METRIC TONS
210	COFFEE	INVENTORY	1000 METRIC TONS
211	COFFEE	INVENTORY	1000 METRIC TONS
212	COFFEE	INVENTORY	1000 METRIC TONS
213	COFFEE	INVENTORY	1000 METRIC TONS
214	COFFEE	INVENTORY	1000 METRIC TONS
215	COFFEE	INVENTORY	1000 METRIC TONS
216	COFFEE	INVENTORY	1000 METRIC TONS
217	COFFEE	INVENTORY	1000 METRIC TONS
218	COFFEE	INVENTORY	1000 METRIC TONS
219	COFFEE	INVENTORY	1000 METRIC TONS
220	COFFEE	INVENTORY	1000 METRIC TONS
221	COFFEE	INVENTORY	1000 METRIC TONS
222	COFFEE	INVENTORY	1000 METRIC TONS
223	COFFEE	INVENTORY	1000 METRIC TONS
224	COFFEE	INVENTORY	1000 METRIC TONS







DES	CCMCCDE	DESCCODE	UNITCODE
179	SEED	SEED AND OTHER USE	1000 METRIC TONS
180	SEED OIL	TOTAL EXPORTS	1000 METRIC TONS
181	SEED OIL	TOTAL EXPORTS	1000 METRIC TONS
182	SEED OIL	TOTAL EXPORTS	1000 METRIC TONS
183	SEED OIL	TOTAL EXPORTS	1000 METRIC TONS
184	SEED OIL	TOTAL EXPORTS	1000 METRIC TONS
185	SEED OIL	TOTAL EXPORTS	1000 METRIC TONS
186	SEED OIL	TOTAL EXPORTS	1000 METRIC TONS
187	SEED OIL	TOTAL EXPORTS	1000 METRIC TONS
188	SEED OIL	TOTAL EXPORTS	1000 METRIC TONS
189	SEED OIL	TOTAL EXPORTS	1000 METRIC TONS
190	SEED OIL	TOTAL EXPORTS	1000 METRIC TONS
191	SEED OIL	TOTAL EXPORTS	1000 METRIC TONS
192	SEED OIL	TOTAL EXPORTS	1000 METRIC TONS
193	SEED OIL	TOTAL EXPORTS	1000 METRIC TONS
194	SEED OIL	TOTAL EXPORTS	1000 METRIC TONS
195	SEED OIL	TOTAL EXPORTS	1000 METRIC TONS
196	SEED OIL	TOTAL EXPORTS	1000 METRIC TONS
197	SEED OIL	TOTAL EXPORTS	1000 METRIC TONS
198	SEED OIL	TOTAL EXPORTS	1000 METRIC TONS
199	SEED OIL	TOTAL EXPORTS	1000 METRIC TONS
200	SEED OIL	TOTAL EXPORTS	1000 METRIC TONS
201	SEED OIL	TOTAL EXPORTS	1000 METRIC TONS
202	SEED OIL	TOTAL EXPORTS	1000 METRIC TONS
203	SEED OIL	TOTAL EXPORTS	1000 METRIC TONS
204	SEED OIL	TOTAL EXPORTS	1000 METRIC TONS
205	SEED OIL	TOTAL EXPORTS	1000 METRIC TONS
206	SEED OIL	TOTAL EXPORTS	1000 METRIC TONS
207	SEED OIL	TOTAL EXPORTS	1000 METRIC TONS
208	SEED OIL	TOTAL EXPORTS	1000 METRIC TONS
209	SEED OIL	TOTAL EXPORTS	1000 METRIC TONS
210	SEED OIL	TOTAL EXPORTS	1000 METRIC TONS
211	SEED OIL	TOTAL EXPORTS	1000 METRIC TONS
212	SEED OIL	TOTAL EXPORTS	1000 METRIC TONS
213	SEED OIL	TOTAL EXPORTS	1000 METRIC TONS
214	SEED OIL	TOTAL EXPORTS	1000 METRIC TONS
215	SEED OIL	TOTAL EXPORTS	1000 METRIC TONS
216	SEED OIL	TOTAL EXPORTS	1000 METRIC TONS
217	SEED OIL	TOTAL EXPORTS	1000 METRIC TONS
218	SEED OIL	TOTAL EXPORTS	1000 METRIC TONS
219	SEED OIL	TOTAL EXPORTS	1000 METRIC TONS
220	SEED OIL	TOTAL EXPORTS	1000 METRIC TONS
221	SEED OIL	TOTAL EXPORTS	1000 METRIC TONS
222	SEED OIL	TOTAL EXPORTS	1000 METRIC TONS
223	SEED OIL	TOTAL EXPORTS	1000 METRIC TONS
224	SEED OIL	TOTAL EXPORTS	1000 METRIC TONS
225	SEED OIL	TOTAL EXPORTS	1000 METRIC TONS
226	SEED OIL	TOTAL EXPORTS	1000 METRIC TONS
227	SEED OIL	TOTAL EXPORTS	1000 METRIC TONS
228	SEED OIL	TOTAL EXPORTS	1000 METRIC TONS
229	SEED OIL	TOTAL EXPORTS	1000 METRIC TONS
230	SEED OIL	TOTAL EXPORTS	1000 METRIC TONS
231	SEED OIL	TOTAL EXPORTS	1000 METRIC TONS
232	SEED OIL	TOTAL EXPORTS	1000 METRIC TONS





BOSS\_6/85, IICA CIDIA

VARIABLES PROVENIENTES DE USDA.PAS

CES	CCM CODE	DESCCODE	UNITCODE
432	CLIVE	SHLD AND OTHER USE	1000
433	CIL	TOTAL EXPORTS	1000
434	POULTRY	ENDING INVENTORY	1000
435	OTHER	ENDING INVENTORY	1000
436	POULTRY	NET IMPORTS, CROP YR	1000
437	OTHER	NET IMPORTS, CROP YR	1000
438	POULTRY	TOTAL IMPORTS	1000
439	OTHER	TOTAL IMPORTS	1000
440	POULTRY	PRODUCTION	1000
441	OTHER	PRODUCTION	1000
442	POULTRY	TOTAL DOMESTIC USE	1000
443	OTHER	TOTAL DOMESTIC USE	1000
444	POULTRY	DOMESTIC FEED USE	1000
445	OTHER	DOMESTIC FEED USE	1000
446	POULTRY	DOMESTIC HUMAN CONSUMP	1000
447	OTHER	DOMESTIC HUMAN CONSUMP	1000
448	PIGS	TOTAL EXPORTS	1000
449	PEANUT	ENDING INVENTORY	1000
450	PEANUT	ENDING INVENTORY	1000
451	PEANUT	NET IMPORTS, JULY-JUN	1000
452	PEANUT	NET IMPORTS, JULY-JUN	1000
453	PEANUT	NET IMPORTS, CROP YR	1000
454	PEANUT	NET IMPORTS, CROP YR	1000
455	PEANUT	TOTAL IMPORTS	1000
456	PEANUT	TOTAL IMPORTS	1000
457	PEANUT	PRODUCTION	1000
458	PEANUT	PRODUCTION	1000
459	PEANUT	ROUGH PRODUCTION USE	1000
460	PEANUT	ROUGH PRODUCTION USE	1000
461	PEANUT	SEED AND OTHER USE	1000
462	PEANUT	SEED AND OTHER USE	1000
463	PEANUT	JULY-JUNE EXPORTS	1000
464	PEANUT	JULY-JUNE EXPORTS	1000
465	PEANUT	TOTAL EXPORTS	1000
466	PEANUT	TOTAL EXPORTS	1000
467	PEANUT	MILLING RATE	PERCENT
468	PEANUT	MILLING RATE	PERCENT
469	PEANUT	ENDING INVENTORY	1000
470	PEANUT	ENDING INVENTORY	1000
471	PEANUT	NET IMPORTS, JULY-JUN	1000
472	PEANUT	NET IMPORTS, JULY-JUN	1000
473	PEANUT	NET IMPORTS, CROP YR	1000
474	PEANUT	NET IMPORTS, CROP YR	1000
475	PEANUT	PRODUCTION	1000
476	PEANUT	PRODUCTION	1000
477	PEANUTS	ROUGH PRODUCTION USE	1000
478	PEANUTS	ROUGH PRODUCTION USE	1000
479	PEANUTS	SEED AND OTHER USE	1000
480	PEANUTS	SEED AND OTHER USE	1000
481	PEANUTS	JULY-JUNE EXPORTS	1000
482	PEANUTS	JULY-JUNE EXPORTS	1000
483	PEANUTS	TOTAL EXPORTS	1000
484	PEANUTS	TOTAL EXPORTS	1000
485	PEANUTS	ENDING INVENTORY	1000
486	PEANUTS	ENDING INVENTORY	1000
487	PEANUTS	NET IMPORTS, JULY-JUN	1000
488	PEANUTS	NET IMPORTS, JULY-JUN	1000
489	PEANUTS	NET IMPORTS, CROP YR	1000
490	PEANUTS	NET IMPORTS, CROP YR	1000
491	PEANUTS	TOTAL IMPORTS	1000
492	PEANUTS	TOTAL IMPORTS	1000
493	PEANUTS	PRODUCTION	1000
494	PEANUTS	PRODUCTION	1000
495	PEANUTS	DOMESTIC FEED USE	1000
496	PEANUTS	DOMESTIC FEED USE	1000
497	PEANUTS	DOMESTIC HUMAN CONSUMP	1000
498	PEANUTS	DOMESTIC HUMAN CONSUMP	1000
499	PEANUTS	JULY-JUNE EXPORTS	1000
500	PEANUTS	JULY-JUNE EXPORTS	1000
501	PEANUTS	TOTAL EXPORTS	1000
502	PEANUTS	TOTAL EXPORTS	1000



VARIABLES PROVIDED BY USDA.FAS

CES	CCHM CODE	DESC CODE	UNIT CODE
457	PEARNS IN SHELL	WORLD	TONS PER HEAD
458	BECKING INVENTORY	BECKING INVENTORY	1,000 MT
459	BECKING INVENTORY	BECKING INVENTORY	1,000 MT
460	ANIMALS SLAUGHTERED	ANIMALS SLAUGHTERED	1,000 HEAD
461	NET IMPORTS	NET IMPORTS	1,000 MT
462	TOTAL IMPORTS	TOTAL IMPORTS	1,000 MT
463	PRODUCTION	PRODUCTION	1,000 MT
464	TOTAL DOMESTIC USE	TOTAL DOMESTIC USE	1,000 MT
465	OTHER CONSUMPTION	OTHER CONSUMPTION	1,000 MT
466	YIELD PER ANIMAL	YIELD PER ANIMAL	1,000 MT PER HEAD
467	BECKING INVENTORY	BECKING INVENTORY	1,000 MT
468	NET IMPORTS	NET IMPORTS	1,000 MT
469	TOTAL IMPORTS	TOTAL IMPORTS	1,000 MT
470	PRODUCTION	PRODUCTION	1,000 MT
471	TOTAL DOMESTIC USE	TOTAL DOMESTIC USE	1,000 MT
472	OTHER CONSUMPTION	OTHER CONSUMPTION	1,000 MT
473	YIELD PER ANIMAL	YIELD PER ANIMAL	1,000 MT PER HEAD
474	BECKING INVENTORY	BECKING INVENTORY	1,000 MT
475	NET IMPORTS	NET IMPORTS	1,000 MT
476	TOTAL IMPORTS	TOTAL IMPORTS	1,000 MT
477	PRODUCTION	PRODUCTION	1,000 MT
478	TOTAL DOMESTIC USE	TOTAL DOMESTIC USE	1,000 MT
479	OTHER CONSUMPTION	OTHER CONSUMPTION	1,000 MT
480	YIELD PER ANIMAL	YIELD PER ANIMAL	1,000 MT PER HEAD
481	BECKING INVENTORY	BECKING INVENTORY	1,000 MT
482	NET IMPORTS	NET IMPORTS	1,000 MT
483	TOTAL IMPORTS	TOTAL IMPORTS	1,000 MT
484	PRODUCTION	PRODUCTION	1,000 MT
485	TOTAL DOMESTIC USE	TOTAL DOMESTIC USE	1,000 MT
486	OTHER CONSUMPTION	OTHER CONSUMPTION	1,000 MT
487	YIELD PER ANIMAL	YIELD PER ANIMAL	1,000 MT PER HEAD
488	BECKING INVENTORY	BECKING INVENTORY	1,000 MT
489	NET IMPORTS	NET IMPORTS	1,000 MT
490	TOTAL IMPORTS	TOTAL IMPORTS	1,000 MT
491	PRODUCTION	PRODUCTION	1,000 MT
492	TOTAL DOMESTIC USE	TOTAL DOMESTIC USE	1,000 MT
493	OTHER CONSUMPTION	OTHER CONSUMPTION	1,000 MT
494	YIELD PER ANIMAL	YIELD PER ANIMAL	1,000 MT PER HEAD
495	BECKING INVENTORY	BECKING INVENTORY	1,000 MT
496	NET IMPORTS	NET IMPORTS	1,000 MT
497	TOTAL IMPORTS	TOTAL IMPORTS	1,000 MT
498	PRODUCTION	PRODUCTION	1,000 MT
499	TOTAL DOMESTIC USE	TOTAL DOMESTIC USE	1,000 MT
500	OTHER CONSUMPTION	OTHER CONSUMPTION	1,000 MT
501	YIELD PER ANIMAL	YIELD PER ANIMAL	1,000 MT PER HEAD
502	BECKING INVENTORY	BECKING INVENTORY	1,000 MT
503	NET IMPORTS	NET IMPORTS	1,000 MT
504	TOTAL IMPORTS	TOTAL IMPORTS	1,000 MT
505	PRODUCTION	PRODUCTION	1,000 MT
506	TOTAL DOMESTIC USE	TOTAL DOMESTIC USE	1,000 MT
507	OTHER CONSUMPTION	OTHER CONSUMPTION	1,000 MT
508	YIELD PER ANIMAL	YIELD PER ANIMAL	1,000 MT PER HEAD
509	BECKING INVENTORY	BECKING INVENTORY	1,000 MT
510	NET IMPORTS	NET IMPORTS	1,000 MT
511	TOTAL IMPORTS	TOTAL IMPORTS	1,000 MT
512	PRODUCTION	PRODUCTION	1,000 MT
513	TOTAL DOMESTIC USE	TOTAL DOMESTIC USE	1,000 MT
514	OTHER CONSUMPTION	OTHER CONSUMPTION	1,000 MT
515	YIELD PER ANIMAL	YIELD PER ANIMAL	1,000 MT PER HEAD
516	BECKING INVENTORY	BECKING INVENTORY	1,000 MT
517	NET IMPORTS	NET IMPORTS	1,000 MT
518	TOTAL IMPORTS	TOTAL IMPORTS	1,000 MT
519	PRODUCTION	PRODUCTION	1,000 MT
520	TOTAL DOMESTIC USE	TOTAL DOMESTIC USE	1,000 MT
521	OTHER CONSUMPTION	OTHER CONSUMPTION	1,000 MT
522	YIELD PER ANIMAL	YIELD PER ANIMAL	1,000 MT PER HEAD
523	BECKING INVENTORY	BECKING INVENTORY	1,000 MT
524	NET IMPORTS	NET IMPORTS	1,000 MT
525	TOTAL IMPORTS	TOTAL IMPORTS	1,000 MT
526	PRODUCTION	PRODUCTION	1,000 MT
527	TOTAL DOMESTIC USE	TOTAL DOMESTIC USE	1,000 MT
528	OTHER CONSUMPTION	OTHER CONSUMPTION	1,000 MT
529	YIELD PER ANIMAL	YIELD PER ANIMAL	1,000 MT PER HEAD
530	BECKING INVENTORY	BECKING INVENTORY	1,000 MT
531	NET IMPORTS	NET IMPORTS	1,000 MT
532	TOTAL IMPORTS	TOTAL IMPORTS	1,000 MT
533	PRODUCTION	PRODUCTION	1,000 MT
534	TOTAL DOMESTIC USE	TOTAL DOMESTIC USE	1,000 MT
535	OTHER CONSUMPTION	OTHER CONSUMPTION	1,000 MT
536	YIELD PER ANIMAL	YIELD PER ANIMAL	1,000 MT PER HEAD
537	BECKING INVENTORY	BECKING INVENTORY	1,000 MT
538	NET IMPORTS	NET IMPORTS	1,000 MT
539	TOTAL IMPORTS	TOTAL IMPORTS	1,000 MT
540	PRODUCTION	PRODUCTION	1,000 MT







VARIABLES DEVENIENTES DE USDA.FAS

0012

GES	CCMPCODE	DESCCODE	UNICCODE
55		TOTAL IMPORTS	
5536	SHEEP	DEATH LOSS	MILLION HEAD
5537	SHEEP	TOTAL EXPORTS	MILLION HEAD
5538	SOYBEAN	BEGINNING INVENTORY	1000 METRIC TONS
5539	SOYBEAN	ENDING INVENTORY	1000 METRIC TONS
6001	SOYBEAN	NET IMPORTS JULY-JUN	1000 METRIC TONS
6002	SOYBEAN	NET EXPORTS	1000 METRIC TONS
6003	SOYBEAN	NET IMPORTS CROP YR	1000 METRIC TONS
6004	SOYBEAN	TOTAL EXPORTS	1000 METRIC TONS
6005	SOYBEAN	IMPORTS FROM U.S.	1000 METRIC TONS
6006	SOYBEAN	PRODUCTION	1000 METRIC TONS
6007	SOYBEAN	ROUGH DOMESTIC USE	1000 METRIC TONS
6008	SOYBEAN	TOTAL DOMESTIC USE	1000 METRIC TONS
6009	SOYBEAN	DOMESTIC HUMAN CONSUMP	1000 METRIC TONS
6010	SOYBEAN	SEED AND OTHER USE	1000 METRIC TONS
6011	SOYBEAN	JULY-JUNE EXPORTS	1000 METRIC TONS
6012	SOYBEAN	TOTAL EXPORTS	1000 METRIC TONS
6013	SOYBEAN	MILLING RATE	PERCENT
6014	SOYBEAN	BEGINNING INVENTORY	1000 METRIC TONS
6015	SOYBEAN	ENDING INVENTORY	1000 METRIC TONS
6016	SOYBEAN	NET IMPORTS JULY-JUN	1000 METRIC TONS
6017	SOYBEAN	NET EXPORTS	1000 METRIC TONS
6018	SOYBEAN	NET IMPORTS CROP YR	1000 METRIC TONS
6019	SOYBEAN	TOTAL EXPORTS	1000 METRIC TONS
6020	SOYBEAN	IMPORTS FROM U.S.	1000 METRIC TONS
6021	SOYBEAN	PRODUCTION	1000 METRIC TONS
6022	SOYBEAN	ROUGH PRODUCTION	1000 METRIC TONS
6023	SOYBEAN	TOTAL DOMESTIC USE	1000 METRIC TONS
6024	SOYBEAN	DOMESTIC FEED USE	1000 METRIC TONS
6025	SOYBEAN	DOMESTIC HUMAN CONSUMP	1000 METRIC TONS
6026	SOYBEAN	SEED AND OTHER USE	1000 METRIC TONS
6027	SOYBEAN	JULY-JUNE EXPORTS	1000 METRIC TONS
6028	SOYBEAN	TOTAL EXPORTS	1000 METRIC TONS
6029	SOYBEAN	MILLING RATE	PERCENT
6030	SUGAR, REFINED	AREA HARVESTED	1000 HECTARES
6031	SUGAR, REFINED	AREA PLANTED	1000 HECTARES
6032	SUGAR, REFINED	BEGINNING INVENTORY	1000 METRIC TONS
6033	SUGAR, REFINED	ENDING INVENTORY	1000 METRIC TONS
6034	SUGAR, REFINED	NET IMPORTS	1000 METRIC TONS
6035	SUGAR, REFINED	TOTAL EXPORTS	1000 METRIC TONS
6036	SUGAR, REFINED	ROUGH PRODUCTION	1000 METRIC TONS
6037	SUGAR, REFINED	TOTAL DOMESTIC USE	1000 METRIC TONS
6038	SUGAR, REFINED	TOTAL EXPORTS	1000 METRIC TONS
6039	SUGAR, REFINED	YIELD	TONS PER HECTARE
6040	SUGAR, REFINED	ROUGH YIELD	TONS PER HECTARE
6041	SUGAR, REFINED	MILLING RATE	PERCENT
6042	SUGAR, REFINED	BEGINNING INVENTORY	MILLION HEAD
6043	SUGAR, REFINED	ENDING INVENTORY	MILLION HEAD
6044	SUGAR, REFINED	ANIMALS SLAUGHTERED	MILLION HEAD
6045	SUGAR, REFINED	ANIMALS SLAUGHTERED	1000 METRIC TONS
6046	SUGAR, REFINED	AREA HARVESTED	1000 METRIC TONS
6047	SUGAR, REFINED	BEGINNING INVENTORY	1000 METRIC TONS
6048	SUGAR, REFINED	ENDING INVENTORY	1000 METRIC TONS
6049	SUGAR, REFINED	NET IMPORTS JULY-JUN	1000 METRIC TONS





BASE 6/85, IICA CIDIA  
VARIABLES PROVIDED BY USDA, FAS

0013

CES	CCMCCDE	DESCODE	UNITCODE
640	TOTAL	TOTAL	1000
650	TOTAL	TOTAL	1000
651	TOTAL	TOTAL	1000
652	TOTAL	TOTAL	1000
653	TOTAL	TOTAL	1000
654	TOTAL	TOTAL	1000
655	TOTAL	TOTAL	1000
656	TOTAL	TOTAL	1000
657	TOTAL	TOTAL	1000
658	TOTAL	TOTAL	1000
659	TOTAL	TOTAL	1000
660	TOTAL	TOTAL	1000
661	TOTAL	TOTAL	1000
662	TOTAL	TOTAL	1000
663	TOTAL	TOTAL	1000
664	TOTAL	TOTAL	1000
665	TOTAL	TOTAL	1000
666	TOTAL	TOTAL	1000
667	TOTAL	TOTAL	1000
668	TOTAL	TOTAL	1000
669	TOTAL	TOTAL	1000
670	TOTAL	TOTAL	1000
671	TOTAL	TOTAL	1000
672	TOTAL	TOTAL	1000
673	TOTAL	TOTAL	1000
674	TOTAL	TOTAL	1000
675	TOTAL	TOTAL	1000
676	TOTAL	TOTAL	1000
677	TOTAL	TOTAL	1000
678	TOTAL	TOTAL	1000
680	TOTAL	TOTAL	1000
681	TOTAL	TOTAL	1000
682	TOTAL	TOTAL	1000
683	TOTAL	TOTAL	1000
684	TOTAL	TOTAL	1000
685	TOTAL	TOTAL	1000
686	TOTAL	TOTAL	1000
687	TOTAL	TOTAL	1000
688	TOTAL	TOTAL	1000
689	TOTAL	TOTAL	1000
690	TOTAL	TOTAL	1000
691	TOTAL	TOTAL	1000
692	TOTAL	TOTAL	1000
693	TOTAL	TOTAL	1000
694	TOTAL	TOTAL	1000
695	TOTAL	TOTAL	1000
696	TOTAL	TOTAL	1000
697	TOTAL	TOTAL	1000
698	TOTAL	TOTAL	1000
699	TOTAL	TOTAL	1000
700	TOTAL	TOTAL	1000
701	TOTAL	TOTAL	1000
702	TOTAL	TOTAL	1000



VARIABLES PCOVENIENTES DE USDA.FAS

0014

CES	CCPMCCDE	DESCCODE	UNITCODE
703	SUNFLOWER	TOTAL IMPORTS	1000 METRIC TONS
704	SUNFLOWER	FROM U.S.	1000 METRIC TONS
705	SUNFLOWER	PRODUCTION	1000 METRIC TONS
706	SUNFLOWER	ROUGH DOMESTIC USE	1000 METRIC TONS
707	SUNFLOWER	TOTAL DOMESTIC USE	1000 METRIC TONS
708	SUNFLOWER	DOMESTIC FEED USE	1000 METRIC TONS
709	SUNFLOWER	DOMESTIC HUMAN CONSUMPTION	1000 METRIC TONS
710	SUNFLOWER	SEED AND OTHER USE	1000 METRIC TONS
711	SUNFLOWER	JULY-JUNE EXPORTS	1000 METRIC TONS
712	SUNFLOWER	TOTAL EXPORTS	1000 METRIC TONS
713	SUNFLOWER	PLANTING PALE	HECTARES
714	WHEAT	AREA HARVESTED	1000 HECTARES
715	WHEAT	BEGINNING INVENTORY	1000 METRIC TONS
716	WHEAT	ENDING INVENTORY	1000 METRIC TONS
717	WHEAT	NET IMPORTS JULY-JUN	1000 METRIC TONS
718	WHEAT	JULY-JUNE IMPORTS	1000 METRIC TONS
719	WHEAT	NET EXPORTS CROP YR	1000 METRIC TONS
720	WHEAT	TOTAL EXPORTS	1000 METRIC TONS
721	WHEAT	IMPORTS FROM U.S.	1000 METRIC TONS
722	WHEAT	PRODUCTION	1000 METRIC TONS
723	WHEAT	TOTAL DOMESTIC USE	1000 METRIC TONS
724	WHEAT	DOMESTIC FEED USE	1000 METRIC TONS
725	WHEAT	DOMESTIC HUMAN CONSUMPTION	1000 METRIC TONS
726	WHEAT	JULY-JUNE EXPORTS	1000 METRIC TONS
727	WHEAT	TOTAL EXPORTS	1000 METRIC TONS
728	WHEAT	YIELD	1000 METRIC TONS PER HECTARE



**D. VARIABLES PROVENIENTES DE ONU. UN80f2**



BDSE 6/85, IICA CIDIA  
 VARIABLES PROVENIENTES DE UN80f2.ONU

ENAME	DESCRIPCION
-TOTAL	POPULATION TOTAL MALE FROM 1950 TO 2025
-0-5	POPULATION MALE AGE 0-5 FROM 1950 TO 2025
-5-9	POPULATION MALE AGE 5-9 FROM 1950 TO 2025
-10-14	POPULATION MALE AGE 10-14 FROM 1950 TO 2025
-15-19	POPULATION MALE AGE 15-19 FROM 1950 TO 2025
-20-24	POPULATION MALE AGE 20-24 FROM 1950 TO 2025
-25-29	POPULATION MALE AGE 25-29 FROM 1950 TO 2025
-30-34	POPULATION MALE AGE 30-34 FROM 1950 TO 2025
-35-39	POPULATION MALE AGE 35-39 FROM 1950 TO 2025
-40-44	POPULATION MALE AGE 40-44 FROM 1950 TO 2025
-45-49	POPULATION MALE AGE 45-49 FROM 1950 TO 2025
-50-54	POPULATION MALE AGE 50-54 FROM 1950 TO 2025
-55-59	POPULATION MALE AGE 55-59 FROM 1950 TO 2025
-60-64	POPULATION MALE AGE 60-64 FROM 1950 TO 2025
-65-69	POPULATION MALE AGE 65-69 FROM 1950 TO 2025
-70-74	POPULATION MALE AGE 70-74 FROM 1950 TO 2025
-75-79	POPULATION MALE AGE 75-79 FROM 1950 TO 2025
-80	POPULATION MALE AGE 80 FROM 1950 TO 2025
F-TOTAL	POPULATION FEMALE TOTAL FROM 1950 TO 2025
F-0-5	POPULATION FEMALE AGE 0-5 FROM 1950 TO 2025
F-5-9	POPULATION FEMALE AGE 5-9 FROM 1950 TO 2025
F-10-14	POPULATION FEMALE AGE 10-14 FROM 1950 TO 2025
F-15-19	POPULATION FEMALE AGE 15-19 FROM 1950 TO 2025
F-20-24	POPULATION FEMALE AGE 20-24 FROM 1950 TO 2025
F-25-29	POPULATION FEMALE AGE 25-29 FROM 1950 TO 2025
F-30-34	POPULATION FEMALE AGE 30-34 FROM 1950 TO 2025
F-35-39	POPULATION FEMALE AGE 35-39 FROM 1950 TO 2025
F-40-44	POPULATION FEMALE AGE 40-44 FROM 1950 TO 2025
F-45-49	POPULATION FEMALE AGE 45-49 FROM 1950 TO 2025
F-50-54	POPULATION FEMALE AGE 50-54 FROM 1950 TO 2025
F-55-59	POPULATION FEMALE AGE 55-59 FROM 1950 TO 2025
F-60-64	POPULATION FEMALE AGE 60-64 FROM 1950 TO 2025
F-65-69	POPULATION FEMALE AGE 65-69 FROM 1950 TO 2025
F-70-74	POPULATION FEMALE AGE 70-74 FROM 1950 TO 2025
F-75-79	POPULATION FEMALE AGE 75-79 FROM 1950 TO 2025
F-80	POPULATION FEMALE AGE 80 FROM 1950 TO 2025
T-0-5	POPULATION TOTAL AGE 0-5 FROM 1950 TO 2025
T-5-9	POPULATION TOTAL AGE 5-9 FROM 1950 TO 2025
T-10-14	POPULATION TOTAL AGE 10-14 FROM 1950 TO 2025
T-15-19	POPULATION TOTAL AGE 15-19 FROM 1950 TO 2025
T-20-24	POPULATION TOTAL AGE 20-24 FROM 1950 TO 2025
T-25-29	POPULATION TOTAL AGE 25-29 FROM 1950 TO 2025
T-30-34	POPULATION TOTAL AGE 30-34 FROM 1950 TO 2025
T-35-39	POPULATION TOTAL AGE 35-39 FROM 1950 TO 2025
T-40-44	POPULATION TOTAL AGE 40-44 FROM 1950 TO 2025
T-45-49	POPULATION TOTAL AGE 45-49 FROM 1950 TO 2025
T-50-54	POPULATION TOTAL AGE 50-54 FROM 1950 TO 2025
T-55-59	POPULATION TOTAL AGE 55-59 FROM 1950 TO 2025
T-60-64	POPULATION TOTAL AGE 60-64 FROM 1950 TO 2025
T-65-69	POPULATION TOTAL AGE 65-69 FROM 1950 TO 2025
T-70-74	POPULATION TOTAL AGE 70-74 FROM 1950 TO 2025
T-75-79	POPULATION TOTAL AGE 75-79 FROM 1950 TO 2025
T-80	POPULATION TOTAL AGE 80 FROM 1950 TO 2025





**E. VARIABLES PROVENIENTES DE ONU. UN80f3**



BDSE\_6/85, IICA CIDIA  
 VARIABLES PROVENIENDES DE UN80f3.ONU

DENAME	DESCRIPCION
JNVAR10	AGES UNDER 18 TO TOTAL (0/0)
JNVAR11	WORKING AGE POP 15-64 (IN 1,000)
JNVAR12	WOMEN AGES 15-49
JNVAR13	DEPENDENCY RATIOS (PER 1,000)
JNVAR14	CHILD-WOMEN RATIOS (PER 1,000 WOMEN)
JNVAR15	SEX RATIOS (PER 1,000 WOMEN)
JNVAR16	MEDIAN AGES (YEARS)
JNVAR17	URBAN POPULATION (IN 1,000)
JNVAR18	LAND AREA IN 1980 (SQ. KM.)
JNVAR19	AVERAGE POPULATION (UB 1,000)
JNVAR20	AVERAGE WOMEN AGES 15-49 (IN 1,000)
JNVAR21	RATES OF GROWTH, EXPONENTIAL (0/0)
JNVAR22	RATES OF GROWTH, COMPOUND (0/0)
JNVAR23	RATES OF NATURAL INC. (PER 1,000)
JNVAR24	CRUDE BIRTH RATES (PER 1,000)
JNVAR25	CRUDE DEATH RATES (PER 1,000)
JNVAR26	NUMBER OF BIRTHS (IN 1,000)
JNVAR27	NUMBER OF DEATHS (IN 1,000)
JNVAR28	GROSS REPRODUCTION RATES (PER WOMEN)
JNVAR29	NET REPRODUCTION RATES (PER WOMEN)
JNVAR30	TOTAL FERTILITY RATES (PER 1,000)
JNVAR31	GENERAL FERTILITY RATES (PER 1,000)
JNVAR32	LIFE EXPEC. AT BIRTH, MALES (YRS)
JNVAR33	LIFE EXPECTANCY AT BIRTH, FEM. (YRS)
JNVAR34	LIFE EXPECTANCY AT BIRTH, TOT. (YRS)
JNVAR35	NET MIGRANTS, TOTAL (IN 1,000)
JNVAR36	NET MIGRANT, RATE (PER 1,000)
JNVAR37	ASFR AGES 15-19 (PER 1,000 WOMEN)
JNVAR38	ASFR AGES 20-24 (PER 1,000 WOMEN)
JNVAR39	ASFR AGES 25-29 (PER 1,000 WOMEN)
JNVAR40	ASFR AGES 30-34 (PER 1,000 WOMEN)
JNVAR41	ASFR AGES 35-39 (PER 1,000 WOMEN)
JNVAR42	ASFR AGES 40-44 (PER 1,000 WOMEN)
JNVAR43	ASFR AGES 45-49 (PER 1,000 WOMEN)
JNVAR44	SEX RATIO AT BIRTH
UNVAR-1	POPULATION, TOTAL (IN 1,000)
UNVAR-2	POPULATION, MALES (IN 1,000)
UNVAR-3	POPULATION, FEMALES (IN 1,000)
UNVAR-4	AGES 0-4 TO TOTAL (0/0)
UNVAR-5	AGES 5-14 TO TOTAL (0/0)
UNVAR-6	AGES 15-24 TO TOTAL (0/0)
UNVAR-7	AGES 25-65 TO TOTAL (0/0)
UNVAR-8	AGES 65+ TO TOTAL (0/0)
UNVAR-9	AGES UNDER 20 TO TOTAL (0/0)



**F. VARIABLES PROVENIENTES DE FAO. PROD**



0001

BASE\_5/85,IICA CIDIA

11:20 MONDAY, SEPTEMBER 30, 1985

VARIABLES PROVENIENTES DE FAO.PROD

OBS	COMPCODE	COMNAME	ELEMNAME	UNIT
1	809	ABACA (MANILA HEMP)	AREA HARV	HA
2	809	ABACA (MANILA HEMP)	PRODUCTION	MT
3	800	ABACA (MANILA HEMP)	YIELD	*KG/HA
4	800	AGAVE FIBRES NES	AREA HARV	HA
5	800	AGAVE FIBRES NES	PRODUCTION	MT
6	641	ALFA FUR FORAGE+SILAG	YIELD	*KG/HA
7	641	ALFA FUR FORAGE+SILAG	PRODUCTION	MT
8	641	ALFA FUR FORAGE+SILAG	YIELD	*KG/HA
9	221	ALFA FUR FORAGE+SILAG	PRODUCTION	MT
10	1108	ANIMAL BILLS AND FATS NES	PRODUCTION	MT
11	7111	ANISE, Badian, FENNEL	AREA HARV	HA
12	7111	ANISE, Badian, FENNEL	PRODUCTION	MT
13	7115	ANISE, Badian, FENNEL	YIELD	*KG/HA
14	5115	APPLES	AREA HARV	HA
15	5115	APPLES	PRODUCTION	MT
16	526	APRICOTS	YIELD	*KG/HA
17	526	APRICOTS	PRODUCTION	MT
18	526	APRICOTS	YIELD	*KG/HA
19	526	APRICOTS	PRODUCTION	MT
20	3666	ARTICHOCKES	AREA HARV	HA
21	3666	ARTICHOCKES	PRODUCTION	MT
22	3666	ARTICHOCKES	YIELD	*KG/HA
23	3667	ARTICHOCKES	PRODUCTION	MT
24	367	ASPARAGUS	AREA HARV	HA
25	367	ASPARAGUS	PRODUCTION	MT
26	1107	ASPARAGUS	YIELD	*KG/HA
27	1107	ASPARAGUS	PRODUCTION	MT
28	572	AVOCADOS	STOCKS	HEAD
29	572	AVOCADOS	AREA HARV	HA
30	572	AVOCADOS	PRODUCTION	MT
31	486	AVOCADOS	YIELD	*KG/HA
32	486	AVOCADOS	PRODUCTION	MT
33	44	BANANAS	AREA HARV	HA
34	44	BANANAS	PRODUCTION	MT
35	44	BANANAS	YIELD	*KG/HA
36	44	BANANAS	PRODUCTION	MT
37	176	BARLEY	AREA HARV	HA
38	176	BARLEY	PRODUCTION	MT
39	176	BARLEY	YIELD	*KG/HA
40	414	BEANS, DRY	AREA HARV	HA
41	414	BEANS, DRY	PRODUCTION	MT
42	414	BEANS, DRY	YIELD	*KG/HA
43	414	BEANS, DRY	PRODUCTION	MT
44	867	BEANS, GREEN	AREA HARV	HA
45	867	BEANS, GREEN	PRODUCTION	MT
46	1183	BEEF AND VEAL	STOCKS	HEAD
47	1183	BEEF AND VEAL	SLAUGHTERED	NUMBER
48	1183	BEEF AND VEAL	PRODUCTION	MT
49	647	BEEF AND VEAL	AREA HARV	HA
50	647	BEEF AND VEAL	PRODUCTION	MT
51	558	BEEF AND VEAL	YIELD	*KG/HA
52	552	BEEF AND VEAL	PRODUCTION	MT
53	2181	BRAZIL BEANS, DRY	AREA HARV	HA
54	2181	BRAZIL BEANS, DRY	PRODUCTION	MT
55	2181	BRAZIL BEANS, DRY	YIELD	*KG/HA
56	2181	BRAZIL BEANS, DRY	PRODUCTION	MT





0002

BASE\_5/95, IICA CIJIA

11:20 MONDAY, SEPTEMBER 30, 1985

2

VARIABLES PROVENIENTES DE FAU.PRJD

UBS	COMMCODE	COMNAME	ELEMNAME	UNIT
55	181	BROAD BEANS, DRY	PRODUCTION	MT KG/HA
56	181	BROAD BEANS, DRY	YIELD HARV	HA
57	420	BROAD BEANS, GREEN	PRODUCTION	MT KG/HA
58	420	BROAD BEANS, GREEN	YIELD	HA
60	89	BUCKWHEAT	AREA HARV	MT KG/HA
61	89	BUCKWHEAT	PRODUCTION	HA
62	89	BUCKWHEAT	YIELD	MT KG/HA
63	940	BUFFALOES	STOCKS	HEAD
64	358	CABBAGES	AREA HARV	HA
65	358	CABBAGES	PRODUCTION	MT KG/HA
66	101	CANARY SEED	YIELD HARV	HA
67	101	CANARY SEED	PRODUCTION	MT KG/HA
68	508	CANTALOUPE + OTH MELONS	YIELD	HA
69	508	CANTALOUPE + OTH MELONS	PRODUCTION	MT KG/HA
70	508	CANTALOUPE + OTH MELONS	YIELD	HA
71	426	CARROTS	AREA HARV	MT KG/HA
72	426	CARROTS	PRODUCTION	HA
73	426	CARROTS	YIELD	MT KG/HA
74	426	CARROTS	PRODUCTION	HA
75	427	CARROTS	YIELD	MT KG/HA
76	217	CASHEM NUTS	AREA HARV	HA
77	217	CASHEM NUTS	PRODUCTION	MT KG/HA
78	217	CASHEM NUTS	YIELD	HA
79	591	CASHEM NUTS	PRODUCTION	MT KG/HA
80	125	CASSAVA	AREA HARV	HA
81	125	CASSAVA	PRODUCTION	MT KG/HA
82	125	CASSAVA	YIELD	HA
83	125	CASSAVA	PRODUCTION	MT KG/HA
84	265	CASTOR BEANS	AREA HARV	HA
85	265	CASTOR BEANS	PRODUCTION	MT KG/HA
86	866	CASTOR BEANS	YIELD	HA
87	866	CASTOR BEANS	PRODUCTION	MT KG/HA
88	866	CASTOR BEANS	YIELD	HA
89	866	CASTOR BEANS	PRODUCTION	MT KG/HA
90	871	CATTLE	BORN ACT REPR	HEAD
91	871	CATTLE	STOCKS	HEAD
92	871	CATTLE	INPUT	MT
93	919	CATTLE	PRODUCTION	MT
94	393	CATTLE	SLAUGHTERED	HEAD
95	393	CATTLE	AREA HARV	HA
96	393	CATTLE	PRODUCTION	MT KG/HA
97	108	CEREALS	YIELD	HA
98	108	CEREALS	AREA HARV	MT KG/HA
99	108	CEREALS	PRODUCTION	MT KG/HA
100	220	CHESTNUTS	YIELD	MT
101	191	CHESTNUTS	PRODUCTION	MT
102	191	CHESTNUTS	AREA HARV	HA
103	191	CHESTNUTS	PRODUCTION	MT KG/HA
104	1058	CHICKENS	YIELD	MT
105	1058	CHICKENS	SLAUGHTERED	1000
106	1057	CHICKENS	BORN	1000
107	1057	CHICKENS	ACT REPR	1000
108	1057	CHICKENS	STOCKS	1000



0003

30SE\_6/85,IICA CIDIA

11:20 MONDAY, SEPTEMBER 30, 1985

VARIABLES PROVENIENTES DE FAU.PRJD

OBS	COMACODE	COMNAME	ELEMNAME	UNIT
1105	401	CHILLIES+PEPPERS, GREEN	AREA HARV	HA
1110	401	CHILLIES+PEPPERS, GREEN	PRODUCTION	*KG/HA
1111	512	CHILLIES+PEPPERS, GREEN	YIELD	MT
1112	512	CHILLIES+PEPPERS, GREEN	AREA HARV	HA
1113	512	CHILLIES+PEPPERS, GREEN	PRODUCTION	*KG/HA
1114	661	CHILLIES+PEPPERS, GREEN	YIELD	MT
1116	661	CHILLIES+PEPPERS, GREEN	AREA HARV	*KG/HA
1117	661	CHILLIES+PEPPERS, GREEN	PRODUCTION	MT
1118	249	CHILLIES+PEPPERS, GREEN	YIELD	*KG/HA
1119	249	CHILLIES+PEPPERS, GREEN	AREA HARV	HA
1120	249	CHILLIES+PEPPERS, GREEN	PRODUCTION	*KG/HA
1121	1185	COCONUTS	YIELD	MT
1122	656	COCONUTS	AREA HARV	HA
1123	656	COCONUTS	PRODUCTION	*KG/HA
1124	656	COCONUTS	YIELD	HG/MT
1125	767	COCONUTS	EXTR RATE	MT
1126	767	COCONUTS	INPJCT	MT
1127	767	COCONUTS	PRODUCTION	HG/MT
1128	329	COCONUTS	EXTR RATE	MT
1129	329	COCONUTS	INPJCT	MT
1130	329	COCONUTS	PRODUCTION	MT
1131	882	COCONUTS	YIELD	MT
1132	882	COCONUTS	AREA HARV	HEAD
1133	195	COCONUTS	PRODUCTION	MT
1134	195	COCONUTS	YIELD	HA
1135	195	COCONUTS	EXTR RATE	*KG/HA
1136	195	COCONUTS	INPJCT	MT
1137	1554	COCONUTS	PRODUCTION	MT
1138	397	COCONUTS	AREA HARV	HA
1139	397	COCONUTS	PRODUCTION	*KG/HA
1140	550	COCONUTS	YIELD	MT
1141	577	COCONUTS	AREA HARV	HA
1142	577	COCONUTS	PRODUCTION	*KG/HA
1143	577	COCONUTS	YIELD	MT
1144	1069	COCONUTS	PRODUCTION	MT
1145	1069	COCONUTS	EXTR RATE	1000
1146	1068	COCONUTS	YIELD	1000
1147	399	COCONUTS	AREA HARV	HA
1148	399	COCONUTS	PRODUCTION	MT
1149	399	COCONUTS	YIELD	*KG/HA
1150	1091	COCONUTS	EXTR RATE	MT
1151	1091	COCONUTS	INPJCT	*KG/HA
1152	869	COCONUTS	PRODUCTION	1000
1153	869	COCONUTS	EXTR RATE	MT
1154	1019	COCONUTS	PRODUCTION	MT
1155	1019	COCONUTS	EXTR RATE	MT
1156	1160	COCONUTS	PRODUCTION	MT
1157	1160	COCONUTS	EXTR RATE	MT
1158	11037	COCONUTS	PRODUCTION	MT
1159	11037	COCONUTS	EXTR RATE	MT
1160	11037	COCONUTS	PRODUCTION	MT
1161	979	COCONUTS	EXTR RATE	MT
1162	821	COCONUTS	PRODUCTION	HA



0001

30SE\_5/85,IICA CIDIA

11:20 MONDAY, SEPTEMBER 30, 1985

VARIABLES PROVENIENTES DE FAU.PK3D

OBS	COMMCODE	CUYMNAME	ELEYNAME	UNIT
163	821	FIBRE CROPS NES	PRODUCTION	MT
164	821	FIBRE CROPS NES	AREA HARV	*KG/HA
165	569	FIBRES	PRODUCTION	HA
166	569	FIBRES	AREA HARV	*KG/HA
167	773	FIBRE AND TOM	PRODUCTION	HA
168	773	FIBRE AND TOM	AREA HARV	*KG/HA
169	773	FIBRE AND TOM	PRODUCTION	HA
170	773	FIBRE AND TOM	AREA HARV	*KG/HA
171	619	FRESH NES	PRODUCTION	MT
172	619	FRESH NES	AREA HARV	*KG/HA
173	619	FRESH NES	PRODUCTION	MT
174	619	FRESH NES	AREA HARV	*KG/HA
175	603	TROPICAL FRESH NES	PRODUCTION	MT
176	1163	MEAT	PRODUCTION	MT
177	406	MEAT	AREA HARV	HA
178	406	MEAT	PRODUCTION	MT
179	406	MEAT	AREA HARV	*KG/HA
180	1072	MEAT	YIELD	1000
181	1017	MEAT	PRODUCTION	MT
182	1017	MEAT	PRODUCTION	MT
183	1020	MILK	SLAUGHTERED	HEAD
184	1020	MILK	MILK ANIMALS	HEAD
185	1016	MILK	PRODUCTION	MT
186	1016	MILK	SLAUGHTERED	HEAD
187	1016	MILK	PRODUCTION	MT
188	1025	MILK	SLAUGHTERED	HEAD
189	1025	MILK	SLAUGHTERED	HEAD
190	1073	MILK	SLAUGHTERED	HEAD
191	1073	MILK	SLAUGHTERED	HEAD
192	507	MEAT	AREA HARV	HA
193	507	MEAT	PRODUCTION	MT
194	507	MEAT	AREA HARV	*KG/HA
195	560	MEAT	PRODUCTION	MT
196	560	MEAT	AREA HARV	*KG/HA
197	560	MEAT	PRODUCTION	MT
198	560	MEAT	AREA HARV	*KG/HA
199	639	MEAT	PRODUCTION	MT
200	639	MEAT	AREA HARV	*KG/HA
201	446	MEAT	PRODUCTION	MT
202	446	MEAT	AREA HARV	*KG/HA
203	446	MEAT	PRODUCTION	MT
204	446	MEAT	AREA HARV	*KG/HA
205	242	MEAT	PRODUCTION	MT
206	242	MEAT	AREA HARV	*KG/HA
207	242	MEAT	PRODUCTION	MT
208	1218	MEAT	AREA HARV	*KG/HA
209	1218	MEAT	PRODUCTION	MT
210	1225	MEAT	AREA HARV	*KG/HA
211	1225	MEAT	PRODUCTION	MT
212	777	MEAT	AREA HARV	*KG/HA
213	777	MEAT	PRODUCTION	MT
214	777	MEAT	AREA HARV	*KG/HA
215	336	MEAT	PRODUCTION	MT
216	336	MEAT	AREA HARV	*KG/HA



VARIABLES PROVENIENTES DE FAO.PROD

Obs	COMCODE	COMNAME	ELENAME	UNIT
217	1062	HEN EGGS	LAYINZTION	1000
218	1062	HEN EGGS	PRODUCTION	MT
219	1182	HONEY	PRODUCTION	MT
220	1182	HONEY	AREA HARV	HA
221	677	HPPS	PRODUCTION	MT
222	677	HPPS	YIELD	*KG/HA
223	677	HPPS	PRODUCTION	MT
224	1102	HORSE HIDES; FRESH	SLAJGHTERED	MT HEAD
225	1102	HORSE HIDES; FRESH	PRODUCTION	MT
226	1097	HORSEMEAT	SLAJGHTERED	MT HEAD
227	1097	HORSEMEAT	BURN	HEAD
228	1096	HORSES	STOCKS	HEAD
229	1096	HORSES	AREA HARV	HA
230	861	IMPROVED PASTJRE	AREA HARV	HA
231	780	JUTE	PRODUCTION	MT
232	780	JUTE	YIELD	*KG/HA
233	782	JUTE	PRODUCTION	MT
234	782	JUTE	YIELD	*KG/HA
235	782	JUTE	PRODUCTION	MT
236	782	JUTE	YIELD	*KG/HA
237	497	LEMONS AND LIMES	AREA HARV	HA
238	497	LEMONS AND LIMES	PRODUCTION	MT
239	497	LEMONS AND LIMES	YIELD	*KG/HA
240	201	LENTILS	AREA HARV	HA
241	201	LENTILS	PRODUCTION	MT
242	201	LENTILS	YIELD	*KG/HA
243	372	LETTUCE	AREA HARV	HA
244	372	LETTUCE	PRODUCTION	MT
245	372	LETTUCE	YIELD	*KG/HA
246	333	LINSEED	AREA HARV	HA
247	333	LINSEED	PRODUCTION	MT
248	333	LINSEED	YIELD	*KG/HA
249	330	LUPINS	AREA HARV	HA
250	210	LUPINS	PRODUCTION	MT
251	210	LUPINS	YIELD	*KG/HA
252	56	MAIZE	AREA HARV	HA
253	56	MAIZE	PRODUCTION	MT
254	56	MAIZE	YIELD	*KG/HA
255	636	MAIZE FOR FORAGE+SILAGE	AREA HARV	HA
256	636	MAIZE FOR FORAGE+SILAGE	PRODUCTION	MT
257	636	MAIZE FOR FORAGE+SILAGE	YIELD	*KG/HA
258	571	MANGOES	AREA HARV	HA
259	571	MANGOES	PRODUCTION	MT
260	571	MANGOES	YIELD	*KG/HA
261	671	MATE	PRODUCTION	MT
262	1108	MEAT OF ASSES	PRODUCTION	MT
263	1108	MEAT OF MULES	PRODUCTION	MT
264	1111	MEAT OF OTHER CAMELIDS	SLAJGHTERED	MT HEAD
265	1111	MEAT OF OTHER CAMELIDS	PRODUCTION	MT
266	11158	MEAT OF OTHER RODENTS	SLAJGHTERED	MT HEAD
267	11158	MEAT OF OTHER RODENTS	PRODUCTION	MT
268	1151	MEAT OF OTHER RODENTS	SLAJGHTERED	MT HEAD
269	1151	MEAT OF OTHER RODENTS	PRODUCTION	MT
270	1151	MEAT OF OTHER RODENTS	YIELD	*KG/HA





0000

BASE\_6/85, IICA CIDIA

11:20 MONDAY, SEPTEMBER 30, 1985

5

VARIABLES PROVENIENTES DE FAO-PRD

OBS	COMMCODE	COMNAME	EXCL	ELLNAME	JNIT
271	1089	MEAT OF POJLTRY		PRODUCTION	MT
272	79	MILLET		AREA HARV	HA
273	79	MILLET		PRODUCTION	MT
274	79	MILLET		YIELD	*KG/HA
275	103	MIXED GRAIN		AREA HARV	HA
276	103	MIXED GRAIN		PRODUCTION	MT
277	103	MIXED GRAIN		YIELD	*KG/HA
278	1110	MULES		STOCKS	MT
279	449	MUSTARD SEED		PRODUCTION	MT
280	292	MUSTARD SEED		AREA HARV	HA
281	292	MUSTARD SEED		PRODUCTION	MT
282	977	MUTTON AND LAMB		YIELD	*KG/HA
283	977	MUTTON AND LAMB		PRODUCTION	MT
284	839	NATURAL RUBBER		SLAUGHTERED	HEAD
285	836	NATURAL RUBBER		PRODUCTION	MT
286	702	NATURAL RUBBER		PRODUCTION	MT
287	234	NUTMEG		AREA HARV	HA
288	234	NUTMEG		PRODUCTION	MT
289	234	NUTMEG		YIELD	*KG/HA
290	75	NUTS		PRODUCTION	MT
291	75	NUTS		AREA HARV	HA
292	75	NUTS		PRODUCTION	MT
293	75	NUTS		YIELD	*KG/HA
294	1059	OFFALS OF CHICKENS		PRODUCTION	MT
295	1868	OFFALS OF CHICKENS		SLAUGHTERED	HEAD
296	868	OFFALS OF CATTLE, EDIBLE		PRODUCTION	MT
297	1018	OFFALS OF CATTLE, EDIBLE		SLAUGHTERED	HEAD
298	1018	OFFALS OF GOATS, EDIBLE		PRODUCTION	MT
299	1098	OFFALS OF HORSE		PRODUCTION	MT
300	1098	OFFALS OF HORSE		SLAUGHTERED	HEAD
301	1159	OFFALS OF OTHER CAMELIDS		PRODUCTION	MT
302	1159	OFFALS OF OTHER CAMELIDS		SLAUGHTERED	HEAD
303	1036	OFFALS OF PIGS, EDIBLE		PRODUCTION	MT
304	978	OFFALS OF PIGS, EDIBLE		SLAUGHTERED	HEAD
305	978	OFFALS OF SHEEP, EDIBLE		PRODUCTION	MT
306	254	OFFALS OF SHEEP, EDIBLE		SLAUGHTERED	HEAD
307	254	OFFALS OF SHEEP, EDIBLE		PRODUCTION	MT
308	254	OFFALS OF SHEEP, EDIBLE		SLAUGHTERED	HEAD
309	254	OFFALS OF SHEEP, EDIBLE		PRODUCTION	MT
310	254	OFFALS OF SHEEP, EDIBLE		SLAUGHTERED	HEAD
311	260	OFFALS OF SHEEP, EDIBLE		PRODUCTION	MT
312	260	OFFALS OF SHEEP, EDIBLE		SLAUGHTERED	HEAD
313	260	OFFALS OF SHEEP, EDIBLE		PRODUCTION	MT
314	260	OFFALS OF SHEEP, EDIBLE		SLAUGHTERED	HEAD
315	402	OFFALS OF SHEEP, EDIBLE		PRODUCTION	MT
316	402	OFFALS OF SHEEP, EDIBLE		SLAUGHTERED	HEAD
317	402	OFFALS OF SHEEP, EDIBLE		PRODUCTION	MT
318	403	OFFALS OF SHEEP, EDIBLE		SLAUGHTERED	HEAD
319	403	OFFALS OF SHEEP, EDIBLE		PRODUCTION	MT
320	490	OFFALS OF SHEEP, EDIBLE		SLAUGHTERED	HEAD
321	490	OFFALS OF SHEEP, EDIBLE		PRODUCTION	MT
322	490	OFFALS OF SHEEP, EDIBLE		SLAUGHTERED	HEAD
323	490	OFFALS OF SHEEP, EDIBLE		PRODUCTION	MT
324	1157	OTHER CAMELIDS		STOCKS	*KG/HA



VARIABLES PROVENIENTES DE FAO.PROD

LSB	COM:CODE	COM:NAME	ELE:NAME	UNIT
325	1150	OTHER RODENTS	STUCKS	1000
326	256	PALM KERNELS	EXTRK RATE	HG/MT
328	258	PALM KERNELS	INPJIT	MT
329	257	PALM KERNELS	PRODUCTION	MT
330	257	PALM OIL	EXTRK RATE	HG/MT
331	257	PALM OIL	INPJIT	MT
332	600	PAPAYAS	PRODUCTION	MT
333	600	PAPAYAS	AREA HARV	HA
334	600	PAPAYAS	PRODUCTION	MT
335	600	PAPAYAS	AREA HARV	HA
336	534	PEACHES AND NECTARINES	PRODUCTION	MT
337	534	PEACHES AND NECTARINES	YIELD	*KG/HA
338	521	PEACHES AND NECTARINES	PRODUCTION	MT
339	521	PEACHES AND NECTARINES	AREA HARV	HA
340	521	PEACHES AND NECTARINES	PRODUCTION	MT
341	187	PEACHES AND NECTARINES	YIELD	*KG/HA
342	187	PEACHES AND NECTARINES	PRODUCTION	MT
343	187	PEACHES AND NECTARINES	AREA HARV	HA
344	417	PEACHES AND NECTARINES	PRODUCTION	MT
345	417	PEACHES AND NECTARINES	YIELD	*KG/HA
346	417	PEACHES AND NECTARINES	PRODUCTION	MT
347	687	PEPPERS, WHITE/LONG/BLACK	PRODUCTION	MT
348	687	PEPPERS, WHITE/LONG/BLACK	YIELD	*KG/HA
349	687	PEPPERS, WHITE/LONG/BLACK	PRODUCTION	MT
350	687	PEPPERS, WHITE/LONG/BLACK	YIELD	*KG/HA
351	748	PEPPERS, WHITE/LONG/BLACK	PRODUCTION	MT
352	587	PEPPERS, WHITE/LONG/BLACK	YIELD	*KG/HA
353	587	PEPPERS, WHITE/LONG/BLACK	PRODUCTION	MT
354	1040	PIG SKINS, FRESH	INPJIT	MT
355	1040	PIG SKINS, FRESH	PRODUCTION	MT
356	197	PIG SKINS, FRESH	AREA HARV	HA
357	197	PIG SKINS, FRESH	PRODUCTION	MT
358	1035	PIG MEAT	YIELD	*KG/HA
359	1035	PIG MEAT	PRODUCTION	MT
360	1034	PIG MEAT	SLAUGHTERED	MT
361	1034	PIG MEAT	HEAD	HEAD
362	1044	PIG SKINS, FRESH	HEAD	HEAD
363	1044	PIG SKINS, FRESH	HEAD	HEAD
364	689	PIMENTO, ALLSPICE	PRODUCTION	MT
365	689	PIMENTO, ALLSPICE	YIELD	*KG/HA
366	689	PIMENTO, ALLSPICE	PRODUCTION	MT
367	574	PINEAPPLES	AREA HARV	HA
368	574	PINEAPPLES	PRODUCTION	MT
369	574	PINEAPPLES	YIELD	*KG/HA
370	223	PLANTAINS	PRODUCTION	MT
371	489	PLANTAINS	AREA HARV	HA
372	489	PLANTAINS	PRODUCTION	MT
373	489	PLANTAINS	YIELD	*KG/HA
374	536	PLUMS	AREA HARV	HA
375	536	PLUMS	PRODUCTION	MT
376	536	PLUMS	YIELD	*KG/HA
377	68	POP CORN	AREA HARV	HA
378	68	POP CORN	PRODUCTION	MT



0000


30SE\_5/85,IICA CIDIA

11:20 MONDAY, SEPTEMBER 30, 1985

3


VARIABLES PROVENIENTES DE FAJ.PRJO

CBS	COMMCODE	COMMNAME	ELENAME	JUNIT
375	68	POP CORN	YIELD	*KG/HA
380	110	POTATOES	AREA HARV	HA
381	110	POTATOES	PRODUCTION	MT
382	110	POTATOES	YIELD	*KG/HA
383	211	PULSES NES	AREA HARV	HA
384	211	PULSES NES	PRODUCTION	MT
385	211	PULSES NES	YIELD	*KG/HA
386	394	PUMPKINS	AREA HARV	HA
387	394	PUMPKINS	PRODUCTION	MT
388	394	PUMPKINS	YIELD	*KG/HA
389	754	PYRETHRUM, DRIED	AREA HARV	HA
390	754	PYRETHRUM, DRIED	PRODUCTION	MT
391	754	PYRETHRUM, DRIED	YIELD	*KG/HA
392	523	QUINCES	AREA HARV	HA
393	523	QUINCES	PRODUCTION	MT
394	523	QUINCES	YIELD	*KG/HA
395	92	QUINOA	AREA HARV	HA
396	92	QUINOA	PRODUCTION	MT
397	92	QUINOA	YIELD	*KG/HA
398	1141	RABBIT MEAT	PRODUCTION	MT
399	1141	RABBIT MEAT	YIELD	1000
400	1146	RABBITS SKINS	SLAUGHTERED	1000
401	1146	RABBITS SKINS	PRODUCTION	MT
402	1146	RABBITS SKINS	YIELD	*KG/HA
403	11788	RABBITS	STOCKS	1000
404	11788	RABBITS	AREA HARV	HA
405	1788	RAMIE	PRODUCTION	MT
406	788	RAMIE	YIELD	*KG/HA
407	860	RANGE PASTURE	AREA HARV	HA
408	270	RAPESSEED	AREA HARV	HA
409	270	RAPESSEED	PRODUCTION	MT
410	270	RAPESSEED	YIELD	*KG/HA
411	27	RAPESSEED	PRODUCTION	MT
412	27	RICE, PADDY	AREA HARV	HA
413	27	RICE, PADDY	PRODUCTION	MT
414	27	RICE, PADDY	YIELD	*KG/HA
415	149	ROOTS AND TUBERS NES	AREA HARV	HA
416	149	ROOTS AND TUBERS NES	PRODUCTION	MT
417	149	ROOTS AND TUBERS NES	YIELD	*KG/HA
418	71	RYE	AREA HARV	HA
419	71	RYE	PRODUCTION	MT
420	71	RYE	YIELD	*KG/HA
421	638	RYE GRASS, FORAGE+SILAGE	AREA HARV	HA
422	638	RYE GRASS, FORAGE+SILAGE	PRODUCTION	MT
423	638	RYE GRASS, FORAGE+SILAGE	YIELD	*KG/HA
424	280	SAFFLOWER SEED	AREA HARV	HA
425	280	SAFFLOWER SEED	PRODUCTION	MT
426	280	SAFFLOWER SEED	YIELD	*KG/HA
427	328	SEED = WITTON	AREA HARV	HA
428	328	SEED = WITTON	PRODUCTION	MT
429	328	SEED = WITTON	YIELD	*KG/HA
430	289	SESAME SEED	AREA HARV	HA
431	289	SESAME SEED	PRODUCTION	MT
432	289	SESAME SEED	YIELD	*KG/HA
		SHEEP	BORN	HEAD



VARIABLES PROVENIENTES DE FAU.PRJD

OBS	CUMM CODE	CUMM NAME	ELEM NAME	UNIT
433	975	SHEEP	FEM ACT REPR	HEAD
434	976	SHEEP	STUCKS	HEAD
435	982	SHEEP MILK	MILK ANIMALS	MT
436	982	SHEEP MILK	PRODUCTION	MT
437	995	SHEEPSKINS, FRESH	PRODUCTION	MT
438	995	SHEEPSKINS, FRESH	SLAUGHTERED	MT
439	789	SHEEPSKINS, FRESH	AREA HARV	HA
440	789	SHEEPSKINS, FRESH	PRODUCTION	MT
441	789	SHEEPSKINS, FRESH	YIELD	*KG/HA
442	83	SHEEPSKINS, FRESH	AREA HARV	HA
443	83	SHEEPSKINS, FRESH	PRODUCTION	MT
444	83	SHEEPSKINS, FRESH	YIELD	*KG/HA
445	637	SORGHUM	AREA HARV	HA
446	637	SORGHUM	PRODUCTION	MT
447	637	SORGHUM	YIELD	*KG/HA
448	530	SORGHUM	PRODUCTION	MT
449	530	SORGHUM	AREA HARV	HA
450	236	SOYBEANS	PRODUCTION	MT
451	236	SOYBEANS	YIELD	*KG/HA
452	723	SOYBEANS	PRODUCTION	MT
453	373	SOYBEANS	AREA HARV	HA
454	373	SOYBEANS	PRODUCTION	MT
455	373	SOYBEANS	YIELD	*KG/HA
456	341	SPIVACH	PRODUCTION	MT
457	635	SPIVACH	AREA HARV	HA
458	544	SPIVACH	PRODUCTION	MT
459	544	SPIVACH	YIELD	*KG/HA
460	544	SPIVACH	PRODUCTION	MT
461	423	STRING BEANS	AREA HARV	HA
462	423	STRING BEANS	PRODUCTION	MT
463	423	STRING BEANS	YIELD	*KG/HA
464	157	SUGAR BEETS	PRODUCTION	MT
465	157	SUGAR BEETS	AREA HARV	HA
466	156	SUGAR BEETS	PRODUCTION	MT
467	156	SUGAR BEETS	YIELD	*KG/HA
468	156	SUGAR BEETS	PRODUCTION	MT
469	156	SUGAR BEETS	AREA HARV	HA
470	267	SUNFLOWER SEED	PRODUCTION	MT
471	267	SUNFLOWER SEED	AREA HARV	HA
472	267	SUNFLOWER SEED	YIELD	*KG/HA
473	122	SWEET POTATOES	PRODUCTION	MT
474	122	SWEET POTATOES	AREA HARV	HA
475	122	SWEET POTATOES	YIELD	*KG/HA
476	495	TANJ. MANJ. ELEMENT	PRODUCTION	MT
477	495	TANJ. MANJ. ELEMENT	AREA HARV	HA
478	495	TANJ. MANJ. ELEMENT	YIELD	*KG/HA
479	136	TARU (CJCU YAM)	PRODUCTION	MT
480	136	TARU (CJCU YAM)	AREA HARV	HA
481	136	TARU (CJCU YAM)	YIELD	*KG/HA
482	667	TEA	PRODUCTION	MT
483	667	TEA	AREA HARV	HA
484	667	TEA	YIELD	*KG/HA
485	826	TOBACCO LEAVES	PRODUCTION	MT
486	826	TOBACCO LEAVES	AREA HARV	HA
487	826	TOBACCO LEAVES	YIELD	*KG/HA





0000

BOISE\_5/85, IICA CIDIA

11:20 MONDAY, SEPTEMBER 30, 1985 10

VARIABLES PROVENIENTES DE FAU.PRJD

DBS	COMM CODE	COMM NAME	ELEM NAME	UNIT
487	826	TOBACCO LEAVES	YIELD	*KG/HA
488	368	TOMATOES	AREA HARV	HA
489	368	TOMATOES	PRODUCTION	MT
490	375	TUNG VJTS	YIELD	*KG/HA
491	275	TUNG VJTS	AREA HARV	HA
492	275	TUNG VJTS	PRODUCTION	MT
493	1080	TURKEY MEAT	PRODUCTION	*KG/HA
494	1080	TURKEY MEAT	STOCKS	1000
495	1080	TURKEY MEAT	SLAUGHTERED	MT
496	1080	TURKEY MEAT	STOCKS	1000
497	692	VANILLA	AREA HARV	HA
498	692	VANILLA	PRODUCTION	MT
499	692	VANILLA	YIELD	*KG/HA
500	463	VEGETABLES FRESH NES	AREA HARV	HA
501	463	VEGETABLES FRESH NES	PRODUCTION	MT
502	463	VEGETABLES FRESH NES	YIELD	*KG/HA
503	463	VEGETABLES FRESH NES	AREA HARV	HA
504	655	VEGETABLES FODDER	PRODUCTION	MT
505	655	VEGETABLES FODDER	YIELD	*KG/HA
506	222	WALNUTS	AREA HARV	HA
507	222	WALNUTS	PRODUCTION	MT
508	222	WALNUTS	YIELD	*KG/HA
509	222	WALNUTS	AREA HARV	HA
510	567	WATERMELONS	PRODUCTION	MT
511	567	WATERMELONS	YIELD	*KG/HA
512	15	WHEAT	AREA HARV	HA
513	15	WHEAT	PRODUCTION	MT
514	15	WHEAT	YIELD	*KG/HA
515	987	WOOL	PRODUCTION	MT
516	987	WOOL	HEAD	MT
517	137	YAMS	AREA HARV	HA
518	137	YAMS	PRODUCTION	MT
519	137	YAMS	YIELD	*KG/HA
520	135	YAUTIA (COCOYAM)	AREA HARV	HA
521	135	YAUTIA (COCOYAM)	PRODUCTION	MT
522	135	YAUTIA (COCOYAM)	YIELD	*KG/HA



**G. VARIABLES PROVENIENTES DE FAO. TRADE**



**G. VARIABLES PROVENIENTES DE FAO. TRADE**



VARIABLES DISPONIBLES DE FAO. TRADE

0001

COMCODE	COMNAME	ELENAME	UNIT	DIMEN
2702	AGRI CULT PRODUCTS, TOTAL	EXFPTS	1000 \$	VALUE
2703	AGRI CULT PRODUCTS, TOTAL	IMPPTS	1000 \$	VALUE
2801	AGRI CULT FURS+PISH+FORESTR	EXFPTS	MT	QUANTITY
2801	AGRI CULT FURS+PISH+FORESTR	IMPPTS	MT	QUANTITY
2796	ANIMAL OIL+PAT+GRS	EXFPTS	MT	QUANTITY
2796	ANIMAL OIL+PAT+GRS	IMPPTS	MT	QUANTITY
515	APPLES	EXFPTS	MT	QUANTITY
515	APPLES	IMPPTS	MT	QUANTITY
1039	BACON AND HAM	EXFPTS	MT	QUANTITY
1039	BACON AND HAM	IMPPTS	MT	QUANTITY
2771	BANANAS	EXFPTS	MT	QUANTITY
2771	BANANAS	IMPPTS	MT	QUANTITY
44	BARLEY	EXFPTS	MT	QUANTITY
44	BARLEY	IMPPTS	MT	QUANTITY
2787	BEER	EXFPTS	MT	QUANTITY
2787	BEER	IMPPTS	MT	QUANTITY
2781	BOVINE CARCASS	EXFPTS	MT	QUANTITY
2781	BOVINE CARCASS	IMPPTS	MT	QUANTITY
2741	BRAN+HILLING	EXFPTS	MT	QUANTITY
2741	BRAN+HILLING	IMPPTS	MT	QUANTITY
2779	BUTTER	EXFPTS	MT	QUANTITY
2779	BUTTER	IMPPTS	MT	QUANTITY
2758	CANNED BEANS	EXFPTS	MT	QUANTITY
2758	CANNED BEANS	IMPPTS	MT	QUANTITY
2751	CANISTER BEANS	EXFPTS	MT	QUANTITY
2751	CANISTER BEANS	IMPPTS	MT	QUANTITY
265	CASTOR OIL	EXFPTS	MT	QUANTITY
265	CASTOR OIL	IMPPTS	MT	QUANTITY
266	CEREALS	EXFPTS	MT	QUANTITY
266	CEREALS	IMPPTS	MT	QUANTITY
2764	CEREALS NES	EXFPTS	MT	QUANTITY
2764	CEREALS NES	IMPPTS	MT	QUANTITY
2768	CHEESE AND CURD	EXFPTS	MT	QUANTITY
2768	CHEESE AND CURD	IMPPTS	MT	QUANTITY
2759	CHOCOLATE+PRDCTS	EXFPTS	MT	QUANTITY
2759	CHOCOLATE+PRDCTS	IMPPTS	MT	QUANTITY
666	COCOA BEANS	EXFPTS	MT	QUANTITY
666	COCOA BEANS	IMPPTS	MT	QUANTITY
661	COCOA BUTTER	EXFPTS	MT	QUANTITY
661	COCOA BUTTER	IMPPTS	MT	QUANTITY
664	COCOA PASTE	EXFPTS	MT	QUANTITY
664	COCOA PASTE	IMPPTS	MT	QUANTITY
662	COCOA POWDER	EXFPTS	MT	QUANTITY
662	COCOA POWDER	IMPPTS	MT	QUANTITY
665	COCOA BUT OIL	EXFPTS	MT	QUANTITY
665	COCOA BUT OIL	IMPPTS	MT	QUANTITY
273	COCOA NUT OIL	EXFPTS	MT	QUANTITY
273	COCOA NUT OIL	IMPPTS	MT	QUANTITY
249	COCOA NUTS	EXFPTS	MT	QUANTITY
249	COCOA NUTS	IMPPTS	MT	QUANTITY
250	COCOA NUTS DESICC	EXFPTS	MT	QUANTITY
250	COCOA NUTS DESICC	IMPPTS	MT	QUANTITY
250	COCOA NUTS DESICC	EXFPTS	MT	QUANTITY
250	COCOA NUTS DESICC	IMPPTS	MT	QUANTITY
2776	COPPER GREEN+RCAST	EXFPTS	MT	QUANTITY
2776	COPPER GREEN+RCAST	IMPPTS	MT	QUANTITY
251	COPPER	EXFPTS	MT	QUANTITY
251	COPPER	IMPPTS	MT	QUANTITY
251	COPRA	EXFPTS	MT	QUANTITY
251	COPRA	IMPPTS	MT	QUANTITY





0002 VARIABLE: 2137 BIENTRISTES DE PAO. TRADE

OBS	COMCODE	COMNAME	QUANTITY	UNIT	ELENAME	UNIT	QUANTITY	UNIT
525	353	COPRA CAKE	091.37	MT	EXPORTS	MT	QUANTITY	
525	767	COPRA CAKE	081.37	MT	EXPORTS	MT	QUANTITY	
525	767	COPRA CAKE	263.1	MT	EXPORTS	MT	QUANTITY	
525	329	COTTON LINT	222.3	MT	EXPORTS	MT	QUANTITY	
525	332	COTTONSEED	222.3	MT	EXPORTS	MT	QUANTITY	
525	332	COTTONSEED	081.33	MT	EXPORTS	MT	QUANTITY	
525	331	COTTONSEED	0423.3	MT	EXPORTS	MT	QUANTITY	
525	332	COTTONSEED	-271	MT	EXPORTS	MT	QUANTITY	
525	332	CRUDE FERTILIZERS	-271	MT	EXPORTS	MT	QUANTITY	
525	577	CRUDE FERTILIZERS	057.95	1000 \$	EXPORTS	1000 \$	VALUE	
525	577	CRUDE FERTILIZERS	025.2	MT	EXPORTS	MT	QUANTITY	
525	1064	DRIED SHELL	025.2	MT	EXPORTS	MT	QUANTITY	
525	2762	DRIED SHELL	025.1	MT	EXPORTS	MT	QUANTITY	
525	2762	DRIED SHELL	025.2	MT	EXPORTS	MT	QUANTITY	
525	1065	LIQUID DRIED	025.2	MT	EXPORTS	MT	QUANTITY	
525	2763	LIQUID DRIED	025.1	MT	EXPORTS	MT	QUANTITY	
525	2763	LIQUID DRIED	025.2	MT	EXPORTS	MT	QUANTITY	
525	2793	PIB + PWB	265.1	MT	EXPORTS	MT	QUANTITY	
525	560	FLAXES	265.1	MT	EXPORTS	MT	QUANTITY	
525	245	GRAPES	057.51	MT	EXPORTS	MT	QUANTITY	
525	245	GRAPES	057.51	MT	EXPORTS	MT	QUANTITY	
525	244	GROUNDNUT CAKE	081.32	MT	EXPORTS	MT	QUANTITY	
525	244	GROUNDNUT CAKE	423.4	MT	EXPORTS	MT	QUANTITY	
525	244	GROUNDNUT CAKE	423.4	MT	EXPORTS	MT	QUANTITY	
525	2788	GROUNDNUT OIL	222.1	MT	EXPORTS	MT	QUANTITY	
525	2788	GROUNDNUT OIL	222.84	MT	EXPORTS	MT	QUANTITY	
525	677	GROUNDNUTS	054.84	MT	EXPORTS	MT	QUANTITY	
525	677	GROUNDNUTS	011.5	MT	EXPORTS	MT	QUANTITY	
525	1097	HOPS	011.5	MT	EXPORTS	MT	QUANTITY	
525	1097	HOPS	264	MT	EXPORTS	MT	QUANTITY	
525	2800	HORSEBEAT	264	MT	EXPORTS	MT	QUANTITY	
525	2784	HORSEBEAT	091.3	MT	EXPORTS	MT	QUANTITY	
525	2784	HORSEBEAT	091.21	MT	EXPORTS	MT	QUANTITY	
525	497	JUTE + BAST	057.21	MT	EXPORTS	MT	QUANTITY	
525	497	JUTE + BAST	223.4	MT	EXPORTS	MT	QUANTITY	
525	333	LARD + FAT	223.4	MT	EXPORTS	MT	QUANTITY	
525	333	LARD + FAT	081.34	MT	EXPORTS	MT	QUANTITY	
525	335	LEMONS AND LIMS	081.34	MT	EXPORTS	MT	QUANTITY	
525	334	LINSEED	424.4	MT	EXPORTS	MT	QUANTITY	
525	334	LINSEED	424.4	MT	EXPORTS	MT	QUANTITY	
525	56	LINSEED OIL	041.2	MT	EXPORTS	MT	QUANTITY	
525	56	LINSEED OIL	048.56	MT	EXPORTS	MT	QUANTITY	
525	49	HAIR	-56	MT	EXPORTS	MT	QUANTITY	
525	49	HAIR	-56	MT	EXPORTS	MT	QUANTITY	
525	2733	MANUP FERTILIZERS	-56	MT	EXPORTS	MT	QUANTITY	
525	2733	MANUP FERTILIZERS	-56	MT	EXPORTS	MT	QUANTITY	



111111

3225-3/0471108 111111

VARIABLES MOVIENTES DE PAO. TRADE

OBS	CORNCODE	COMNAME	ELENAME	UNIT	DIMEN
133	2785	MARGARINE ETC	EXPORTS	MT	QUANTITY
134	2784	MARBLE ETC	EXPORTS	MT	QUANTITY
135	2744	MEAT BOWLIE FRESH	EXPORTS	MT	QUANTITY
136	2743	MEAT DRIED SALTED SM	EXPORTS	MT	QUANTITY
137	2749	MEAT DRIED SALTED SX	EXPORTS	MT	QUANTITY
138	873	MEAT EXTRA FRESH	EXPORTS	MT	QUANTITY
139	2743	MEAT EXTRA FROZEN	EXPORTS	MT	QUANTITY
140	2774	MEAT FRESH	EXPORTS	MT	QUANTITY
141	1173	MEAT HEAL	EXPORTS	MT	QUANTITY
142	1173	MEAT HEAL	EXPORTS	MT	QUANTITY
143	2848	MEAT OF HORSES	EXPORTS	MT	QUANTITY
144	2847	MEAT OF HORSES	EXPORTS	MT	QUANTITY
145	2847	MEAT OF SWINE	EXPORTS	MT	QUANTITY
146	2748	MEAT OF SWINE	EXPORTS	MT	QUANTITY
147	2748	MEAT OF SWINE	EXPORTS	MT	QUANTITY
148	2746	MEAT OF SWINE	EXPORTS	MT	QUANTITY
149	2775	MEAT OF SWINE	EXPORTS	MT	QUANTITY
150	2775	MEAT OF SWINE	EXPORTS	MT	QUANTITY
151	2774	MEAT OF SWINE	EXPORTS	MT	QUANTITY
152	2775	MEAT OF SWINE	EXPORTS	MT	QUANTITY
153	2750	MEAT OF SWINE	EXPORTS	MT	QUANTITY
154	2755	MEAT OF SWINE	EXPORTS	MT	QUANTITY
155	2755	MEAT OF SWINE	EXPORTS	MT	QUANTITY
156	2754	MEAT OF SWINE	EXPORTS	MT	QUANTITY
157	2756	MEAT OF SWINE	EXPORTS	MT	QUANTITY
158	1182	MILK COND + EVAP	EXPORTS	MT	QUANTITY
159	1182	MILK COND + EVAP	EXPORTS	MT	QUANTITY
160	2790	MILK COND + FRESH	EXPORTS	MT	QUANTITY
161	2790	MILK COND + FRESH	EXPORTS	MT	QUANTITY
162	75	MILK DRY	EXPORTS	MT	QUANTITY
163	2747	MILK FRESH	EXPORTS	MT	QUANTITY
164	2747	MILK FRESH	EXPORTS	MT	QUANTITY
165	1182	MILK FRESH	EXPORTS	MT	QUANTITY
166	1182	MILK FRESH	EXPORTS	MT	QUANTITY
167	2790	NATURAL RUBBER	EXPORTS	MT	QUANTITY
168	2790	NATURAL RUBBER	EXPORTS	MT	QUANTITY
169	75	NATURAL RUBBER	EXPORTS	MT	QUANTITY
170	2747	EDIBLE FRESH	EXPORTS	MT	QUANTITY
171	2747	EDIBLE FRESH	EXPORTS	MT	QUANTITY
172	60	OIL OF MAIZE	EXPORTS	MT	QUANTITY
173	60	OIL OF MAIZE	EXPORTS	MT	QUANTITY
174	2780	OILSEED CAKE	EXPORTS	MT	QUANTITY
175	2782	OILSEED CAKE	EXPORTS	MT	QUANTITY
176	2782	OILSEED CAKE	EXPORTS	MT	QUANTITY
177	2819	OILSEED CAKE	EXPORTS	MT	QUANTITY
178	2760	OLIVE OIL	EXPORTS	MT	QUANTITY
179	2760	OLIVE OIL	EXPORTS	MT	QUANTITY
180	2769	ORANGES	EXPORTS	MT	QUANTITY
181	2769	ORANGES	EXPORTS	MT	QUANTITY
182	2769	ORANGES	EXPORTS	MT	QUANTITY



0004

BASE\_3/04/11A C101A

VARIABLES CONVENIENTES DE PAO. TRADE

OBS	CORNCODE	COMNAME	ELEMANE	UNIT	CIMEN
163	2770	OTH CITRUS FRU	EXPORTS	MT	QUANTITY
164	2770	CITRUS FRU	EXPORTS	MT	QUANTITY
165	259	PALM KERNEL CAKE	EXPORTS	MT	QUANTITY
166	259	PALM KERNEL CAKE	EXPORTS	MT	QUANTITY
167	258	PALM KERNEL OIL	EXPORTS	MT	QUANTITY
168	256	PALM KERNEL OIL	EXPORTS	MT	QUANTITY
169	256	PALM KERNEL OIL	EXPORTS	MT	QUANTITY
170	257	PALM KERNEL OIL	EXPORTS	MT	QUANTITY
171	257	PALM KERNEL OIL	EXPORTS	MT	QUANTITY
172	254	PALM KERNEL OIL	EXPORTS	MT	QUANTITY
173	234	PEACHES	EXPORTS	MT	QUANTITY
174	521	PEACHES	EXPORTS	MT	QUANTITY
175	521	PEACHES	EXPORTS	MT	QUANTITY
176	687	PEPPERS	EXPORTS	MT	QUANTITY
177	687	PEPPERS	EXPORTS	MT	QUANTITY
178	1357	PEPPERS	EXPORTS	MT	QUANTITY
179	1357	PEPPERS	EXPORTS	MT	QUANTITY
180	1035	PIGMEAT	EXPORTS	MT	QUANTITY
181	1035	PIGMEAT	EXPORTS	MT	QUANTITY
182	1034	PIGMEAT	EXPORTS	MT	QUANTITY
183	1034	PIGMEAT	EXPORTS	MT	QUANTITY
184	689	PIGMEAT	EXPORTS	MT	QUANTITY
185	689	PIGMEAT	EXPORTS	MT	QUANTITY
186	575	PINEAPPLES	EXPORTS	MT	QUANTITY
187	575	PINEAPPLES	EXPORTS	MT	QUANTITY
188	574	PINEAPPLES	EXPORTS	MT	QUANTITY
189	574	PINEAPPLES	EXPORTS	MT	QUANTITY
190	116	POTATOES	EXPORTS	MT	QUANTITY
191	116	POTATOES	EXPORTS	MT	QUANTITY
192	2774	PULSES	EXPORTS	MT	QUANTITY
193	2774	PULSES	EXPORTS	MT	QUANTITY
194	561	RALSINS	EXPORTS	MT	QUANTITY
195	561	RALSINS	EXPORTS	MT	QUANTITY
196	2797	RAPE+MUSTARD OILS	EXPORTS	MT	QUANTITY
197	2797	RAPE+MUSTARD OILS	EXPORTS	MT	QUANTITY
198	2789	RAPE+MUSTARD SEED	EXPORTS	MT	QUANTITY
199	2789	RAPE+MUSTARD SEED	EXPORTS	MT	QUANTITY
200	2722	RAPE+MUSTARD SEED	EXPORTS	MT	QUANTITY
201	2722	RAPE+MUSTARD SEED	EXPORTS	MT	QUANTITY
202	2766	RAPE+MUSTARD SEED	EXPORTS	MT	QUANTITY
203	2766	RAPE+MUSTARD SEED	EXPORTS	MT	QUANTITY
204	71	RICE	EXPORTS	MT	QUANTITY
205	71	RICE	EXPORTS	MT	QUANTITY
206	2752	RYE	EXPORTS	MT	QUANTITY
207	2752	RYE	EXPORTS	MT	QUANTITY
208	289	SAUSAGES	EXPORTS	MT	QUANTITY
209	289	SAUSAGES	EXPORTS	MT	QUANTITY
210	289	SESAME SEED	EXPORTS	MT	QUANTITY
211	2742	SESAME SEED	EXPORTS	MT	QUANTITY
212	2742	SESAME SEED	EXPORTS	MT	QUANTITY
213	2791	SHEEP AND GOATS	EXPORTS	MT	QUANTITY
214	2791	SHEEP AND GOATS	EXPORTS	MT	QUANTITY
215	2794	SILK	EXPORTS	MT	QUANTITY
216	2794	SILK	EXPORTS	MT	QUANTITY
217	2794	SISAL+COPIH AGAVES	EXPORTS	MT	QUANTITY
218	2794	SISAL+COPIH AGAVES	EXPORTS	MT	QUANTITY

1000 \$



3053\_3/84, IICA CIDIA  
VARIABLES PROVENIENTES DE PAO. TRADE

0005

CBS	COMCODE	COMNAME	ELEMNAME	UNIT	DIMEN
217	338	SOY BEAN	EXPORTS	MT	QUANTITY
218	337	SOY BEAN	EXPORTS	MT	QUANTITY
219	337	SOY BEAN OIL	EXPORTS	MT	QUANTITY
220	336	SOY BEAN OIL	EXPORTS	MT	QUANTITY
221	336	SOY BEANS	EXPORTS	MT	QUANTITY
222	336	SOY BEANS	EXPORTS	MT	QUANTITY
223	336	SOY BEANS	EXPORTS	MT	QUANTITY
224	336	SOY BEANS	EXPORTS	MT	QUANTITY
225	336	SOY BEANS	EXPORTS	MT	QUANTITY
226	336	SUGAR RAW	EXPORTS	MT	QUANTITY
227	336	SUGAR REFINED	EXPORTS	MT	QUANTITY
228	336	SUGAR FODDER	EXPORTS	MT	QUANTITY
229	336	SUGAR FODDER	EXPORTS	MT	QUANTITY
230	336	SUNFLOWER SEED	EXPORTS	MT	QUANTITY
231	336	SUNFLOWER SEED	EXPORTS	MT	QUANTITY
232	336	SUNFLOWER SEED	EXPORTS	MT	QUANTITY
233	336	SUNFLOWER SEED	EXPORTS	MT	QUANTITY
234	336	SUNFLOWER SEED	EXPORTS	MT	QUANTITY
235	336	SUNFLOWER SEED	EXPORTS	MT	QUANTITY
236	336	SUNFLOWER SEED	EXPORTS	MT	QUANTITY
237	336	SUNFLOWER SEED	EXPORTS	MT	QUANTITY
238	336	SUNFLOWER SEED	EXPORTS	MT	QUANTITY
239	336	SUNFLOWER SEED	EXPORTS	MT	QUANTITY
240	336	SUNFLOWER SEED	EXPORTS	MT	QUANTITY
241	336	SUNFLOWER SEED	EXPORTS	MT	QUANTITY
242	336	SUNFLOWER SEED	EXPORTS	MT	QUANTITY
243	336	SUNFLOWER SEED	EXPORTS	MT	QUANTITY
244	336	SUNFLOWER SEED	EXPORTS	MT	QUANTITY
245	336	SUNFLOWER SEED	EXPORTS	MT	QUANTITY
246	336	SUNFLOWER SEED	EXPORTS	MT	QUANTITY
247	336	SUNFLOWER SEED	EXPORTS	MT	QUANTITY
248	336	SUNFLOWER SEED	EXPORTS	MT	QUANTITY
249	336	SUNFLOWER SEED	EXPORTS	MT	QUANTITY
250	336	SUNFLOWER SEED	EXPORTS	MT	QUANTITY
251	336	SUNFLOWER SEED	EXPORTS	MT	QUANTITY
252	336	SUNFLOWER SEED	EXPORTS	MT	QUANTITY
253	336	SUNFLOWER SEED	EXPORTS	MT	QUANTITY
254	336	SUNFLOWER SEED	EXPORTS	MT	QUANTITY
255	336	SUNFLOWER SEED	EXPORTS	MT	QUANTITY
256	336	SUNFLOWER SEED	EXPORTS	MT	QUANTITY
257	336	SUNFLOWER SEED	EXPORTS	MT	QUANTITY
258	336	SUNFLOWER SEED	EXPORTS	MT	QUANTITY
259	336	SUNFLOWER SEED	EXPORTS	MT	QUANTITY
260	336	SUNFLOWER SEED	EXPORTS	MT	QUANTITY
261	336	SUNFLOWER SEED	EXPORTS	MT	QUANTITY
262	336	SUNFLOWER SEED	EXPORTS	MT	QUANTITY
263	336	SUNFLOWER SEED	EXPORTS	MT	QUANTITY
264	336	SUNFLOWER SEED	EXPORTS	MT	QUANTITY
265	336	SUNFLOWER SEED	EXPORTS	MT	QUANTITY
266	336	SUNFLOWER SEED	EXPORTS	MT	QUANTITY
267	336	SUNFLOWER SEED	EXPORTS	MT	QUANTITY
268	336	SUNFLOWER SEED	EXPORTS	MT	QUANTITY
269	336	SUNFLOWER SEED	EXPORTS	MT	QUANTITY
270	336	SUNFLOWER SEED	EXPORTS	MT	QUANTITY
271	336	SUNFLOWER SEED	EXPORTS	MT	QUANTITY
272	336	SUNFLOWER SEED	EXPORTS	MT	QUANTITY
273	336	SUNFLOWER SEED	EXPORTS	MT	QUANTITY
274	336	SUNFLOWER SEED	EXPORTS	MT	QUANTITY
275	336	SUNFLOWER SEED	EXPORTS	MT	QUANTITY
276	336	SUNFLOWER SEED	EXPORTS	MT	QUANTITY
277	336	SUNFLOWER SEED	EXPORTS	MT	QUANTITY
278	336	SUNFLOWER SEED	EXPORTS	MT	QUANTITY
279	336	SUNFLOWER SEED	EXPORTS	MT	QUANTITY
280	336	SUNFLOWER SEED	EXPORTS	MT	QUANTITY
281	336	SUNFLOWER SEED	EXPORTS	MT	QUANTITY
282	336	SUNFLOWER SEED	EXPORTS	MT	QUANTITY
283	336	SUNFLOWER SEED	EXPORTS	MT	QUANTITY
284	336	SUNFLOWER SEED	EXPORTS	MT	QUANTITY
285	336	SUNFLOWER SEED	EXPORTS	MT	QUANTITY
286	336	SUNFLOWER SEED	EXPORTS	MT	QUANTITY
287	336	SUNFLOWER SEED	EXPORTS	MT	QUANTITY
288	336	SUNFLOWER SEED	EXPORTS	MT	QUANTITY
289	336	SUNFLOWER SEED	EXPORTS	MT	QUANTITY
290	336	SUNFLOWER SEED	EXPORTS	MT	QUANTITY
291	336	SUNFLOWER SEED	EXPORTS	MT	QUANTITY
292	336	SUNFLOWER SEED	EXPORTS	MT	QUANTITY
293	336	SUNFLOWER SEED	EXPORTS	MT	QUANTITY
294	336	SUNFLOWER SEED	EXPORTS	MT	QUANTITY
295	336	SUNFLOWER SEED	EXPORTS	MT	QUANTITY
296	336	SUNFLOWER SEED	EXPORTS	MT	QUANTITY
297	336	SUNFLOWER SEED	EXPORTS	MT	QUANTITY
298	336	SUNFLOWER SEED	EXPORTS	MT	QUANTITY
299	336	SUNFLOWER SEED	EXPORTS	MT	QUANTITY
300	336	SUNFLOWER SEED	EXPORTS	MT	QUANTITY





**H. VARIABLES PROVENIENTES DE FAO. FERTIL**



3)S3\_3/84,IICA CIDIA

VARIABLES IDENTIFIQUES DE PAO. FERTIL

0001

DBS	COMBCCDE	COMNAME	ELENAME	UNIT	DIMEN
1	1362	AMMONIUM NITRATE	C CONSUMPTION	MT	QUANTITY
2	1362	AMMONIUM NITRATE	EXPORTS	MT	QUANTITY
3	1362	AMMONIUM NITRATE	IMPORTS	MT	QUANTITY
4	1379	AMMONIUM PHOSPHATE	CONSUMPTION	MT	QUANTITY
5	1379	AMMONIUM PHOSPHATE	EXPORTS	MT	QUANTITY
6	1379	AMMONIUM PHOSPHATE	IMPORTS	MT	QUANTITY
7	1368	AMMONIUM PHOSPHATE	CONSUMPTION	MT	QUANTITY
8	1368	AMMONIUM PHOSPHATE	EXPORTS	MT	QUANTITY
9	1368	AMMONIUM PHOSPHATE	IMPORTS	MT	QUANTITY
10	1363	AMMONIUM SULPHATE	CONSUMPTION	MT	QUANTITY
11	1363	AMMONIUM SULPHATE	EXPORTS	MT	QUANTITY
12	1363	AMMONIUM SULPHATE	IMPORTS	MT	QUANTITY
13	1361	AMMONIUM SULPHATE	CONSUMPTION	MT	QUANTITY
14	1361	AMMONIUM SULPHATE	EXPORTS	MT	QUANTITY
15	1361	AMMONIUM SULPHATE	IMPORTS	MT	QUANTITY
16	1361	AMMONIUM SULPHATE	CONSUMPTION	MT	QUANTITY
17	1361	AMMONIUM SULPHATE	EXPORTS	MT	QUANTITY
18	1361	AMMONIUM SULPHATE	IMPORTS	MT	QUANTITY
19	1361	AMMONIUM SULPHATE	CONSUMPTION	MT	QUANTITY
20	1361	AMMONIUM SULPHATE	EXPORTS	MT	QUANTITY
21	1378	BASIC SLAG	CONSUMPTION	MT	QUANTITY
22	1378	BASIC SLAG	EXPORTS	MT	QUANTITY
23	1378	BASIC SLAG	IMPORTS	MT	QUANTITY
24	1372	CALCIUM CYANAMIDE	CONSUMPTION	MT	QUANTITY
25	1366	CALCIUM CYANAMIDE	EXPORTS	MT	QUANTITY
26	1366	CALCIUM CYANAMIDE	IMPORTS	MT	QUANTITY
27	1366	CALCIUM CYANAMIDE	CONSUMPTION	MT	QUANTITY
28	1366	CALCIUM CYANAMIDE	EXPORTS	MT	QUANTITY
29	1366	CALCIUM CYANAMIDE	IMPORTS	MT	QUANTITY
30	1365	CALCIUM NITRATE	CONSUMPTION	MT	QUANTITY
31	1392	CALCIUM NITRATE	EXPORTS	MT	QUANTITY
32	1392	CALCIUM NITRATE	IMPORTS	MT	QUANTITY
33	1394	COMPLEX FERTILIZER	CONSUMPTION	MT	QUANTITY
34	1394	COMPLEX FERTILIZER	EXPORTS	MT	QUANTITY
35	1394	COMPLEX FERTILIZER	IMPORTS	MT	QUANTITY
36	1377	CONCENT SUPERPHOSPHATE	CONSUMPTION	MT	QUANTITY
37	1377	CONCENT SUPERPHOSPHATE	EXPORTS	MT	QUANTITY
38	1377	CONCENT SUPERPHOSPHATE	IMPORTS	MT	QUANTITY
39	1390	CRUDE SALTS TO 20% K2O	CONSUMPTION	MT	QUANTITY
40	1390	CRUDE SALTS TO 20% K2O	EXPORTS	MT	QUANTITY
41	1390	CRUDE SALTS TO 20% K2O	IMPORTS	MT	QUANTITY
42	1382	CRUDE SALTS TO 20% K2O	CONSUMPTION	MT	QUANTITY
43	1382	CRUDE SALTS TO 20% K2O	EXPORTS	MT	QUANTITY
44	1382	CRUDE SALTS TO 20% K2O	IMPORTS	MT	QUANTITY
45	1382	GROUND ROCK PHOSPHATE	CONSUMPTION	MT	QUANTITY
46	1382	GROUND ROCK PHOSPHATE	EXPORTS	MT	QUANTITY
47	1382	GROUND ROCK PHOSPHATE	IMPORTS	MT	QUANTITY
48	1388	MURIATE OVER 45% K2O	CONSUMPTION	MT	QUANTITY
49	1388	MURIATE OVER 45% K2O	EXPORTS	MT	QUANTITY
50	1388	MURIATE OVER 45% K2O	IMPORTS	MT	QUANTITY
51	1389	MURIATE OVER 45% K2O	CONSUMPTION	MT	QUANTITY
52	1389	MURIATE OVER 45% K2O	EXPORTS	MT	QUANTITY
53	1389	MURIATE OVER 45% K2O	IMPORTS	MT	QUANTITY
54	1360	NITROGENOUS FERTILIZERS	CONSUMPTION	MT	QUANTITY
55	1360	NITROGENOUS FERTILIZERS	EXPORTS	MT	QUANTITY
56	1360	NITROGENOUS FERTILIZERS	IMPORTS	MT	QUANTITY



VARIABLES PROVENIENTES DE PAO.PERTIL

0002

OBS	COMPCODE	COMNAMES	ELEHNAME	UNIT	DIMEN
55	1360	NITROGENOJS	FERTILIZERS	MT	QUANTITY
56	1370	OTH COMPLEX	FERT (N)	MT	QUANTITY
57	1370	OTH COMPLEX	FERT (N)	MT	QUANTITY
58	1370	OTH COMPLEX	FERT (N)	MT	QUANTITY
59	1381	OTH COMPLEX	FERT (P205)	MT	QUANTITY
60	1381	OTH COMPLEX	FERT (P205)	MT	QUANTITY
61	1381	OTH COMPLEX	FERT (P205)	MT	QUANTITY
62	1369	OTHER NITROGENOUS	FERT	MT	QUANTITY
63	1369	OTHER NITROGENOUS	FERT	MT	QUANTITY
64	1369	OTHER NITROGENOUS	FERT	MT	QUANTITY
65	1369	OTHER NITROGENOUS	FERT	MT	QUANTITY
66	1369	OTHER NITROGENOUS	FERT	MT	QUANTITY
67	1369	OTHER NITROGENOUS	FERT	MT	QUANTITY
68	1380	OTHER PHOSPHATE	FERTIL	MT	QUANTITY
69	1380	OTHER PHOSPHATE	FERTIL	MT	QUANTITY
70	1380	OTHER PHOSPHATE	FERTIL	MT	QUANTITY
71	1380	OTHER PHOSPHATE	FERTIL	MT	QUANTITY
72	1391	OTHER POTASH	FERTILIZERS	MT	QUANTITY
73	1391	OTHER POTASH	FERTILIZERS	MT	QUANTITY
74	1391	OTHER POTASH	FERTILIZERS	MT	QUANTITY
75	1391	OTHER POTASH	FERTILIZERS	MT	QUANTITY
76	1375	PHOSPHATE	FERTILIZERS	MT	QUANTITY
77	1375	PHOSPHATE	FERTILIZERS	MT	QUANTITY
78	1375	PHOSPHATE	FERTILIZERS	MT	QUANTITY
79	1386	POTASH	FERTILIZERS	MT	QUANTITY
80	1386	POTASH	FERTILIZERS	MT	QUANTITY
81	1386	POTASH	FERTILIZERS	MT	QUANTITY
82	1386	POTASH	FERTILIZERS	MT	QUANTITY
83	1387	POTASSIUM	FERTILIZERS	MT	QUANTITY
84	1387	POTASSIUM	FERTILIZERS	MT	QUANTITY
85	1387	POTASSIUM	FERTILIZERS	MT	QUANTITY
86	1387	POTASSIUM	FERTILIZERS	MT	QUANTITY
87	1387	POTASSIUM	FERTILIZERS	MT	QUANTITY
88	1376	POTASSIUM	FERTILIZERS	MT	QUANTITY
89	1376	POTASSIUM	FERTILIZERS	MT	QUANTITY
90	1376	POTASSIUM	FERTILIZERS	MT	QUANTITY
91	1364	SINGLE SUPERPHATE	FERTILIZERS	MT	QUANTITY
92	1364	SINGLE SUPERPHATE	FERTILIZERS	MT	QUANTITY
93	1364	SINGLE SUPERPHATE	FERTILIZERS	MT	QUANTITY
94	1364	SINGLE SUPERPHATE	FERTILIZERS	MT	QUANTITY
95	1364	SINGLE SUPERPHATE	FERTILIZERS	MT	QUANTITY
96	1364	SINGLE SUPERPHATE	FERTILIZERS	MT	QUANTITY
97	1364	SINGLE SUPERPHATE	FERTILIZERS	MT	QUANTITY
98	1364	SINGLE SUPERPHATE	FERTILIZERS	MT	QUANTITY
99	1367	TOTAL	FERTILIZERS	MT	QUANTITY
100	1367	TOTAL	FERTILIZERS	MT	QUANTITY
101	1367	TOTAL	FERTILIZERS	MT	QUANTITY
102	1367	TOTAL	FERTILIZERS	MT	QUANTITY
103	1367	TOTAL	FERTILIZERS	MT	QUANTITY
104	1367	TOTAL	FERTILIZERS	MT	QUANTITY
105	1367	TOTAL	FERTILIZERS	MT	QUANTITY



**I. VARIABLES PROVENIENTES DE FAO. SUPPLY**





VARIABLES PROVENIENTES DE FAC.SUPPLY

OB5	COMMCODE	COMMNAME	L.EANAME	UNIT
1	809	A3ACA (MANVILA TEMP)	AREA HARV	HA
2	809	A3ACA (MANVILA TEMP)	EXDRTS	MT
3	809	A3ACA (MANVILA TEMP)	EXDRTS	MT
4	809	A3ACA (MANVILA TEMP)	EXDRTS	MT
5	809	A3ACA (MANVILA TEMP)	EXDRTS	MT
6	809	A3ACA (MANVILA TEMP)	EXDRTS	MT
7	800	A3AVE (FIBRES NES)	AREA HARV	KG/HA
8	800	A3AVE (FIBRES NES)	EXDRTS	MT
9	800	A3AVE (FIBRES NES)	EXDRTS	MT
10	800	A3AVE (FIBRES NES)	EXDRTS	MT
11	632	ALCCHJL (NUN FOOD)	EXDRTS	KG/HA
12	632	ALCCHJL (NUN FOOD)	EXDRTS	MT
13	632	ALCCHJL (NUN FOOD)	EXDRTS	MT
14	632	ALCCHJL (NUN FOOD)	EXDRTS	MT
15	632	ALCCHJL (NUN FOOD)	EXDRTS	MT
16	1794	ALCCHJL (NUN BEVERAGES)	EXDRTS	HA
17	1794	ALCCHJL (NUN BEVERAGES)	EXDRTS	1000
18	1794	ALCCHJL (NUN BEVERAGES)	EXDRTS	MT
19	1794	ALCCHJL (NUN BEVERAGES)	EXDRTS	MT
20	1794	ALCCHJL (NUN BEVERAGES)	EXDRTS	MT
21	1794	ALCCHJL (NUN BEVERAGES)	EXDRTS	MT
22	1794	ALCCHJL (NUN BEVERAGES)	EXDRTS	MT
23	1794	ALCCHJL (NUN BEVERAGES)	EXDRTS	MT
24	1794	ALCCHJL (NUN BEVERAGES)	EXDRTS	MT
25	1794	ALCCHJL (NUN BEVERAGES)	EXDRTS	MT
26	1794	ALCCHJL (NUN BEVERAGES)	EXDRTS	MT
27	1794	ALCCHJL (NUN BEVERAGES)	EXDRTS	MT
28	1794	ALCCHJL (NUN BEVERAGES)	EXDRTS	MT
29	1794	ALCCHJL (NUN BEVERAGES)	EXDRTS	MT
30	1794	ALCCHJL (NUN BEVERAGES)	EXDRTS	MT
31	1794	ALCCHJL (NUN BEVERAGES)	EXDRTS	MT
32	1794	ALCCHJL (NUN BEVERAGES)	EXDRTS	MT
33	1794	ALCCHJL (NUN BEVERAGES)	EXDRTS	MT
34	1794	ALCCHJL (NUN BEVERAGES)	EXDRTS	MT
35	641	ALFALEA (FOR FORAGE)	AREA HARV	HA
36	641	ALFALEA (FOR FORAGE)	EXDRTS	MT
37	641	ALFALEA (FOR FORAGE)	EXDRTS	MT
38	641	ALFALEA (FOR FORAGE)	EXDRTS	MT
39	641	ALFALEA (FOR FORAGE)	EXDRTS	MT
40	641	ALFALEA (FOR FORAGE)	EXDRTS	MT
41	2221	ALMUND (SILAG)	EXDRTS	KG/HA
42	2221	ALMUND (SILAG)	EXDRTS	1000
43	2221	ALMUND (SILAG)	EXDRTS	MT
44	2221	ALMUND (SILAG)	EXDRTS	MT
45	2221	ALMUND (SILAG)	EXDRTS	MT
46	2221	ALMUND (SILAG)	EXDRTS	MT
47	2221	ALMUND (SILAG)	EXDRTS	MT
48	2221	ALMUND (SILAG)	EXDRTS	MT
49	2221	ALMUND (SILAG)	EXDRTS	MT
50	2221	ALMUND (SILAG)	EXDRTS	MT
51	2221	ALMUND (SILAG)	EXDRTS	MT
52	2221	ALMUND (SILAG)	EXDRTS	MT
53	2221	ALMUND (SILAG)	EXDRTS	MT
54	2221	ALMUND (SILAG)	EXDRTS	MT



VARIABLES PROVENIENTES DE FAO.SJPLY

OBS	CUMMCOJE	COMNAME	ELENAME	UNIT
55	231	ALMONDS	IMPORTS	MT
56	231	ALMONDS	IMPORTS	MT
57	231	ALMONDS	IMPORTS	MT
58	231	ALMONDS	IMPORTS	MT
59	1789	ANIMAL OILS	FAT	1000
60	1789	ANIMAL OILS	FAT	1000
61	1789	ANIMAL OILS	FAT	1000
62	1789	ANIMAL OILS	FAT	1000
63	1789	ANIMAL OILS	FAT	1000
64	1789	ANIMAL OILS	FAT	1000
65	1789	ANIMAL OILS	FAT	1000
66	1789	ANIMAL OILS	FAT	1000
67	1789	ANIMAL OILS	FAT	1000
68	1789	ANIMAL OILS	FAT	1000
69	1789	ANIMAL OILS	FAT	1000
70	1789	ANIMAL OILS	FAT	1000
71	1789	ANIMAL OILS	FAT	1000
72	1789	ANIMAL OILS	FAT	1000
73	1789	ANIMAL OILS	FAT	1000
74	1789	ANIMAL OILS	FAT	1000
75	1789	ANIMAL OILS	FAT	1000
76	1789	ANIMAL OILS	FAT	1000
77	1789	ANIMAL OILS	FAT	1000
78	1789	ANIMAL OILS	FAT	1000
79	1789	ANIMAL OILS	FAT	1000
80	1789	ANIMAL OILS	FAT	1000
81	1789	ANIMAL OILS	FAT	1000
82	1789	ANIMAL OILS	FAT	1000
83	1789	ANIMAL OILS	FAT	1000
84	1789	ANIMAL OILS	FAT	1000
85	1789	ANIMAL OILS	FAT	1000
86	1789	ANIMAL OILS	FAT	1000
87	1789	ANIMAL OILS	FAT	1000
88	1789	ANIMAL OILS	FAT	1000
89	1789	ANIMAL OILS	FAT	1000
90	1789	ANIMAL OILS	FAT	1000
91	1789	ANIMAL OILS	FAT	1000
92	1789	ANIMAL OILS	FAT	1000
93	1789	ANIMAL OILS	FAT	1000
94	1789	ANIMAL OILS	FAT	1000
95	1789	ANIMAL OILS	FAT	1000
96	1789	ANIMAL OILS	FAT	1000
97	1789	ANIMAL OILS	FAT	1000
98	1789	ANIMAL OILS	FAT	1000
99	1789	ANIMAL OILS	FAT	1000
100	1789	ANIMAL OILS	FAT	1000
101	1789	ANIMAL OILS	FAT	1000
102	1789	ANIMAL OILS	FAT	1000
103	1789	ANIMAL OILS	FAT	1000
104	1789	ANIMAL OILS	FAT	1000
105	1789	ANIMAL OILS	FAT	1000
106	1789	ANIMAL OILS	FAT	1000
107	1789	ANIMAL OILS	FAT	1000
108	1789	ANIMAL OILS	FAT	1000



VARIABLES PROVENIENTES DE FAD.SJPLY

NO	COMMUNE	COMNAME	ELENAME	JUNIT
117	1583	AQUATI	CALDRIE	1200
117	1588	AQUATI	EXTR RATE	MT
117	1589	AQUATI	EXTR RATE	MT
117	1590	AQUATI	EXTR RATE	MT
117	1591	AQUATI	EXTR RATE	MT
117	1592	AQUATI	EXTR RATE	MT
117	1593	AQUATI	EXTR RATE	MT
117	1594	AQUATI	EXTR RATE	MT
117	1595	AQUATI	EXTR RATE	MT
117	1596	AQUATI	EXTR RATE	MT
117	1597	AQUATI	EXTR RATE	MT
117	1598	AQUATI	EXTR RATE	MT
117	1599	AQUATI	EXTR RATE	MT
117	1600	AQUATI	EXTR RATE	MT
117	1601	AQUATI	EXTR RATE	MT
117	1602	AQUATI	EXTR RATE	MT
117	1603	AQUATI	EXTR RATE	MT
117	1604	AQUATI	EXTR RATE	MT
117	1605	AQUATI	EXTR RATE	MT
117	1606	AQUATI	EXTR RATE	MT
117	1607	AQUATI	EXTR RATE	MT
117	1608	AQUATI	EXTR RATE	MT
117	1609	AQUATI	EXTR RATE	MT
117	1610	AQUATI	EXTR RATE	MT
117	1611	AQUATI	EXTR RATE	MT
117	1612	AQUATI	EXTR RATE	MT
117	1613	AQUATI	EXTR RATE	MT
117	1614	AQUATI	EXTR RATE	MT
117	1615	AQUATI	EXTR RATE	MT
117	1616	AQUATI	EXTR RATE	MT
117	1617	AQUATI	EXTR RATE	MT
117	1618	AQUATI	EXTR RATE	MT
117	1619	AQUATI	EXTR RATE	MT
117	1620	AQUATI	EXTR RATE	MT
117	1621	AQUATI	EXTR RATE	MT
117	1622	AQUATI	EXTR RATE	MT
117	1623	AQUATI	EXTR RATE	MT
117	1624	AQUATI	EXTR RATE	MT
117	1625	AQUATI	EXTR RATE	MT
117	1626	AQUATI	EXTR RATE	MT
117	1627	AQUATI	EXTR RATE	MT
117	1628	AQUATI	EXTR RATE	MT
117	1629	AQUATI	EXTR RATE	MT
117	1630	AQUATI	EXTR RATE	MT
117	1631	AQUATI	EXTR RATE	MT
117	1632	AQUATI	EXTR RATE	MT
117	1633	AQUATI	EXTR RATE	MT
117	1634	AQUATI	EXTR RATE	MT
117	1635	AQUATI	EXTR RATE	MT
117	1636	AQUATI	EXTR RATE	MT
117	1637	AQUATI	EXTR RATE	MT
117	1638	AQUATI	EXTR RATE	MT
117	1639	AQUATI	EXTR RATE	MT
117	1640	AQUATI	EXTR RATE	MT
117	1641	AQUATI	EXTR RATE	MT
117	1642	AQUATI	EXTR RATE	MT
117	1643	AQUATI	EXTR RATE	MT
117	1644	AQUATI	EXTR RATE	MT
117	1645	AQUATI	EXTR RATE	MT
117	1646	AQUATI	EXTR RATE	MT
117	1647	AQUATI	EXTR RATE	MT
117	1648	AQUATI	EXTR RATE	MT
117	1649	AQUATI	EXTR RATE	MT
117	1650	AQUATI	EXTR RATE	MT
117	1651	AQUATI	EXTR RATE	MT
117	1652	AQUATI	EXTR RATE	MT
117	1653	AQUATI	EXTR RATE	MT
117	1654	AQUATI	EXTR RATE	MT
117	1655	AQUATI	EXTR RATE	MT
117	1656	AQUATI	EXTR RATE	MT
117	1657	AQUATI	EXTR RATE	MT
117	1658	AQUATI	EXTR RATE	MT
117	1659	AQUATI	EXTR RATE	MT
117	1660	AQUATI	EXTR RATE	MT
117	1661	AQUATI	EXTR RATE	MT
117	1662	AQUATI	EXTR RATE	MT




0001

03SE\_5/85, IICA CIDIA

12:00 MONDAY, SEPTEMBER 30, 1985

VARIABLES PROVENIENTES DE FAJ. SUPPLY

GBS	COMM CODE	COMM. ML	ELEM NAME	JNIT
163	1595	AJJAII	OUTPUT	MT
164	1596	AJJAII	PROCESSING	MT
165	1597	AJJAII	EXPJRTS	MT
166	1598	AJJAII	EXTR RATE	MT
167	1599	AJJAII	FAT	MT
168	1599	AJJAII	FAT	MT
169	1599	AJJAII	FAT	MT
170	1599	AJJAII	FAT	MT
171	1599	AJJAII	FAT	MT
172	1599	AJJAII	FAT	MT
173	1599	AJJAII	FAT	MT
174	1599	AJJAII	FAT	MT
175	1599	AJJAII	FAT	MT
176	1599	AJJAII	FAT	MT
177	360	ARTICH	AREA HARV	HA
178	360	ARTICH	AREA HARV	HA
179	360	ARTICH	AREA HARV	HA
180	360	ARTICH	AREA HARV	HA
181	360	ARTICH	AREA HARV	HA
182	360	ARTICH	AREA HARV	HA
183	360	ARTICH	AREA HARV	HA
184	360	ARTICH	AREA HARV	HA
185	360	ARTICH	AREA HARV	HA
186	360	ARTICH	AREA HARV	HA
187	360	ARTICH	AREA HARV	HA
188	360	ARTICH	AREA HARV	HA
189	360	ARTICH	AREA HARV	HA
190	360	ARTICH	AREA HARV	HA
191	360	ARTICH	AREA HARV	HA
192	360	ARTICH	AREA HARV	HA
193	360	ARTICH	AREA HARV	HA
194	360	ARTICH	AREA HARV	HA
195	360	ARTICH	AREA HARV	HA
196	360	ARTICH	AREA HARV	HA
197	360	ARTICH	AREA HARV	HA
198	360	ARTICH	AREA HARV	HA
199	360	ARTICH	AREA HARV	HA
200	572	AVUC	EXPJRTS	MT
201	572	AVUC	EXPJRTS	MT
202	572	AVUC	EXPJRTS	MT
203	572	AVUC	EXPJRTS	MT
204	572	AVUC	EXPJRTS	MT
205	572	AVUC	EXPJRTS	MT
206	572	AVUC	EXPJRTS	MT
207	572	AVUC	EXPJRTS	MT
208	572	AVUC	EXPJRTS	MT
209	572	AVUC	EXPJRTS	MT
210	572	AVUC	EXPJRTS	MT
211	1039	BACUN	EXPJRTS	MT
212	1039	BACUN	EXPJRTS	MT
213	1039	BACUN	EXPJRTS	MT
214	1039	BACUN	EXPJRTS	MT
215	1039	BACUN	EXPJRTS	MT
216	1039	BACUN	EXPJRTS	MT









0006

30SE 5/85, IICA CIDIA

12:00 MONDAY, SEPTEMBER 30, 1985

5

VARIABLES PROVENIENTES DE FAJ. SUPPLY

CBS	COMXCODE	COMXNAME	ELENAME	UNIT
271	46	BARLEY, PEARLED	FOOD STOCKS	4T
272	46	BARLEY, PEARLED	IMPORTS	MT
273	46	BARLEY, PEARLED	IMPORTS	MT
274	46	BARLEY, PEARLED	IMPORTS	MT
275	46	BARLEY, PEARLED	IMPORTS	MT
276	46	BARLEY, PEARLED	IMPORTS	MT
277	46	BARLEY, PEARLED	IMPORTS	MT
278	46	BARLEY, PEARLED	IMPORTS	MT
279	176	BEANS, DRY	AREA HARV	HA
280	176	BEANS, DRY	AREA HARV	HA
281	176	BEANS, DRY	AREA HARV	HA
282	176	BEANS, DRY	AREA HARV	HA
283	176	BEANS, DRY	AREA HARV	HA
284	176	BEANS, DRY	AREA HARV	HA
285	176	BEANS, DRY	AREA HARV	HA
286	176	BEANS, DRY	AREA HARV	HA
287	176	BEANS, DRY	AREA HARV	HA
288	176	BEANS, DRY	AREA HARV	HA
289	176	BEANS, DRY	AREA HARV	HA
290	176	BEANS, DRY	AREA HARV	HA
291	176	BEANS, DRY	AREA HARV	HA
292	176	BEANS, DRY	AREA HARV	HA
293	176	BEANS, DRY	AREA HARV	HA
294	414	BEANS, GREEN	WASTE	*KG/HA
295	414	BEANS, GREEN	WASTE	*KG/HA
296	414	BEANS, GREEN	WASTE	*KG/HA
297	414	BEANS, GREEN	WASTE	*KG/HA
298	414	BEANS, GREEN	WASTE	*KG/HA
299	414	BEANS, GREEN	WASTE	*KG/HA
300	414	BEANS, GREEN	WASTE	*KG/HA
301	414	BEANS, GREEN	WASTE	*KG/HA
302	414	BEANS, GREEN	WASTE	*KG/HA
303	414	BEANS, GREEN	WASTE	*KG/HA
304	867	BEEF AND VEAL	WASTE	1000
305	867	BEEF AND VEAL	WASTE	1000
306	867	BEEF AND VEAL	WASTE	1000
307	867	BEEF AND VEAL	WASTE	1000
308	867	BEEF AND VEAL	WASTE	1000
309	867	BEEF AND VEAL	WASTE	1000
310	867	BEEF AND VEAL	WASTE	1000
311	867	BEEF AND VEAL	WASTE	1000
312	867	BEEF AND VEAL	WASTE	1000
313	867	BEEF AND VEAL	WASTE	1000
314	867	BEEF AND VEAL	WASTE	1000
315	867	BEEF AND VEAL	WASTE	1000
316	867	BEEF AND VEAL	WASTE	1000
317	867	BEEF AND VEAL	WASTE	1000
318	867	BEEF AND VEAL	WASTE	1000
319	870	BEEF AND VEAL, BONELESS	WASTE	1000
320	870	BEEF AND VEAL, BONELESS	WASTE	1000
321	870	BEEF AND VEAL, BONELESS	WASTE	1000
322	870	BEEF AND VEAL, BONELESS	WASTE	1000
323	870	BEEF AND VEAL, BONELESS	WASTE	1000
324	870	BEEF AND VEAL, BONELESS	WASTE	1000



VARIABLES PROVENIENTES DE FAO. SUPPLY

USS	COMMCODE	COMNAME	ELNAME	JUNIT
325	870	BEF AND VEAL BONELESS	OTHER UTIL-	4T
326	870	CANNED	PRODUCTION	4T
327	875	BEF AND VEAL BONELESS	PROTEIN	4T
328	875	CANNED	CALDRIE	1000
329	875	BEF AND VEAL BONELESS	EXPORTS	4T
330	875	CANNED	FAT	4T
331	875	BEF AND VEAL BONELESS	FOOD	4T
332	875	CANNED	IMPORTS	4T
333	872	SMOKED	PROTEIN	4T
334	872	SALT	CALDRIE	1000
335	872	SALT	EXPORTS	4T
336	872	SALT	EXTR RATE	HG/MT
337	872	SALT	FAT	4T
338	872	SALT	FOOD	4T
339	872	SALT	IMPORTS	4T
340	872	SALT	FROM STOCKS	4T
341	872	SALT	INPUT	4T
342	872	SALT	OTHER UTIL-	4T
343	872	SALT	PRODUCTION	4T
344	872	SALT	TO STOCKS	4T
345	875	PREPARATIONS	PROTEIN	4T
346	875	PREPARATIONS	TO STOCKS	1000
348	875	PREPARATIONS	CALDRIE	4T
349	875	PREPARATIONS	EXPORTS	HG/MT
350	875	PREPARATIONS	FAT	4T
351	875	PREPARATIONS	FOOD	4T
352	875	PREPARATIONS	IMPORTS	4T
353	875	PREPARATIONS	FROM STOCKS	4T
354	875	PREPARATIONS	INPUT	4T
355	875	PREPARATIONS	OTHER UTIL-	4T
356	875	PREPARATIONS	PRODUCTION	4T
357	875	PREPARATIONS	TO STOCKS	4T
358	1181	BARLEY	STOCKS	4T
359	51	BARLEY	AREA	NUMBER
360	51	BARLEY	CALDRIE	1000
361	51	BARLEY	EXPORTS	4T
362	51	BARLEY	EXTR RATE	HG/MT
363	51	BARLEY	FOOD	4T
364	51	BARLEY	FROM STOCKS	4T
365	51	BARLEY	IMPORTS	4T
366	51	BARLEY	OTHER UTIL-	4T
367	51	BARLEY	PRODUCTION	4T
368	51	BARLEY	TO STOCKS	4T
370	51	BARLEY	CALDRIE	4T
371	66	MAIZE	EXPORTS	1000
372	66	MAIZE	EXTR RATE	HG/MT
373	66	MAIZE	FOOD	4T
374	66	MAIZE	IMPORTS	4T
375	66	MAIZE	FROM STOCKS	4T
376	1183	BEER MAX	PRODUCTION	4T
377	1183	BEER MAX	EXPORTS	4T
378	1183	BEER MAX	IMPORTS	4T










VARIABLES PROVENIENTES DE FAO.SJPLY

UBS	COMMCODE	COMNAME	ELENAME	JNIT
433	1033	310L33	PRODUCTION	HEAD
434	1121	310L33	LIVE WEIGHT	*KG/AN
435	1121	310L33	PRODUCTION	HEAD
436	1125	310L33	LIVE WEIGHT	*KG/AN
437	1125	310L33	PRODUCTION	HEAD
438	1122	310L33	LIVE WEIGHT	*KG/AN
439	1122	310L33	PRODUCTION	HEAD
440	1056	310L33	LIVE WEIGHT	*KG/AN
441	1056	310L33	PRODUCTION	HEAD
442	1155	310L33	LIVE WEIGHT	*LGR/A
443	1155	310L33	PRODUCTION	1000
444	1013	310L33	LIVE WEIGHT	*KG/AN
445	1013	310L33	PRODUCTION	HEAD
446	1088	310L33	LIVE WEIGHT	*KG/AN
447	1088	310L33	PRODUCTION	HEAD
448	1175	310L33	LIVE WEIGHT	*LGR/A
449	1175	310L33	PRODUCTION	1000
450	1552	310L33	PRODUCTION	1000
451	552	310L33	CALORIE	1000
452	552	310L33	EXPURTS	MT
453	552	310L33	FAT	MT
454	552	310L33	FOOD	MT
455	552	310L33	IMPORTS	MT
456	552	310L33	PRODUCTION	MT
457	552	310L33	PROTEIN	MT
458	552	310L33	WATER RATE	MT
459	47	310L33	FEEED	HG/MT
460	47	310L33	INPUT	MT
461	47	310L33	PRODUCTION	MT
462	91	310L33	EXTR RATE	HG/MT
463	91	310L33	FEED	MT
464	91	310L33	INPUT	MT
465	91	310L33	PRODUCTION	MT
466	91	310L33	AREA	HA
467	91	310L33	EXTR RATE	HG/MT
468	112	310L33	FEED	MT
469	112	310L33	IMPORTS	MT
470	112	310L33	PRODUCTION	MT
471	112	310L33	PRODUCTION	MT
472	112	310L33	PRODUCTION	MT
473	112	310L33	PRODUCTION	MT
474	112	310L33	PRODUCTION	MT
475	112	310L33	PRODUCTION	MT
476	59	310L33	FEED	HG/MT
477	59	310L33	FEED	HG/MT
478	59	310L33	FEED	HG/MT
479	59	310L33	FEED	HG/MT
480	59	310L33	FEED	HG/MT
481	59	310L33	FEED	HG/MT
482	59	310L33	FEED	HG/MT
483	59	310L33	FEED	HG/MT
484	59	310L33	FEED	HG/MT
485	105	310L33	FEED	HG/MT
486	105	310L33	FEED	HG/MT



VARIABLES PROVENIENTES DE FAO.SJPP.Y

OBS	COMM CODE	COUNTRY	COMMODITY	UNIT	ELEMENT
487	105	BR	WHEAT	MT	IMPORTS
488	105	BR	MIXED GRAIN	MT	IMPORTS
489	177	BR	MIXED GRAIN	MT	EXPORTS
490	77	BR	CATS	HG/MT	EXTR RATE
491	77	BR	OATS	MT	FROM STOCKS
492	77	BR	OATS	MT	FROM STOCKS
493	77	BR	OATS	MT	FROM STOCKS
494	77	BR	OATS	MT	FROM STOCKS
495	77	BR	OATS	MT	FROM STOCKS
496	35	BR	RICE	HG/MT	EXPORTS
497	35	BR	RICE	HG/MT	EXPORTS
498	35	BR	RICE	HG/MT	EXPORTS
499	35	BR	RICE	HG/MT	EXPORTS
500	35	BR	RICE	HG/MT	EXPORTS
501	35	BR	RICE	HG/MT	EXPORTS
502	35	BR	RICE	HG/MT	EXPORTS
503	35	BR	RICE	HG/MT	EXPORTS
504	35	BR	RICE	HG/MT	EXPORTS
505	73	BR	RYE	HG/MT	EXTR RATE
506	73	BR	RYE	MT	FEED
507	73	BR	RYE	MT	FEED
508	73	BR	RYE	MT	FEED
509	85	BR	SORGHUM	MT	IMPORTS
510	85	BR	SORGHUM	MT	EXPORTS
511	85	BR	SORGHUM	MT	FEED
512	85	BR	SORGHUM	MT	FEED
513	85	BR	SORGHUM	MT	FEED
514	85	BR	SORGHUM	MT	FEED
515	17	BR	WHEAT	MT	FROM STOCKS
516	17	BR	WHEAT	MT	FROM STOCKS
517	17	BR	WHEAT	MT	FROM STOCKS
518	17	BR	WHEAT	MT	FROM STOCKS
519	17	BR	WHEAT	MT	FROM STOCKS
520	17	BR	WHEAT	MT	FROM STOCKS
521	17	BR	WHEAT	MT	FROM STOCKS
522	17	BR	WHEAT	MT	FROM STOCKS
523	17	BR	WHEAT	MT	FROM STOCKS
524	17	BR	WHEAT	MT	FROM STOCKS
525	17	BR	WHEAT	MT	FROM STOCKS
526	17	BR	WHEAT	MT	FROM STOCKS
527	17	BR	WHEAT	MT	FROM STOCKS
528	17	BR	WHEAT	MT	FROM STOCKS
529	17	BR	WHEAT	MT	FROM STOCKS
530	17	BR	WHEAT	MT	FROM STOCKS
531	17	BR	WHEAT	MT	FROM STOCKS
532	17	BR	WHEAT	MT	FROM STOCKS
533	17	BR	WHEAT	MT	FROM STOCKS
534	17	BR	WHEAT	MT	FROM STOCKS
535	17	BR	WHEAT	MT	FROM STOCKS
536	17	BR	WHEAT	MT	FROM STOCKS
537	17	BR	WHEAT	MT	FROM STOCKS
538	17	BR	WHEAT	MT	FROM STOCKS
539	17	BR	WHEAT	MT	FROM STOCKS
540	17	BR	WHEAT	MT	FROM STOCKS



VARIABLES PROVENIENTES DE FAC.SUPPLY

QBS	CUT-CUJC	CUMFINAME	ELENAME	UNIT
541	229	BKAZILNUTS	PRODUCTION	MT
542	229	BKAZILNUTS	AREA	HA
543	229	BKAZILNUTS	EXPORTS	1000
544	229	BKAZILNUTS	EXPORT RATE	MT
545	229	BKAZILNUTS	EXPORT RATE	MT
546	229	BKAZILNUTS	EXPORT RATE	MT
547	229	BKAZILNUTS	EXPORT RATE	MT
548	229	BKAZILNUTS	EXPORT RATE	MT
549	229	BKAZILNUTS	EXPORT RATE	MT
550	229	BKAZILNUTS	EXPORT RATE	MT
551	229	BKAZILNUTS	EXPORT RATE	MT
552	229	BKAZILNUTS	EXPORT RATE	MT
553	229	BKAZILNUTS	EXPORT RATE	MT
554	229	BKAZILNUTS	EXPORT RATE	MT
555	229	BKAZILNUTS	EXPORT RATE	MT
556	229	BKAZILNUTS	EXPORT RATE	MT
557	229	BKAZILNUTS	EXPORT RATE	MT
558	229	BKAZILNUTS	EXPORT RATE	MT
559	229	BKAZILNUTS	EXPORT RATE	MT
560	229	BKAZILNUTS	EXPORT RATE	MT
561	229	BKAZILNUTS	EXPORT RATE	MT
562	229	BKAZILNUTS	EXPORT RATE	MT
563	229	BKAZILNUTS	EXPORT RATE	MT
564	229	BKAZILNUTS	EXPORT RATE	MT
565	229	BKAZILNUTS	EXPORT RATE	MT
566	229	BKAZILNUTS	EXPORT RATE	MT
567	229	BKAZILNUTS	EXPORT RATE	MT
568	229	BKAZILNUTS	EXPORT RATE	MT
569	229	BKAZILNUTS	EXPORT RATE	MT
570	181	BKAZILNUTS	EXPORT RATE	MT
571	181	BKAZILNUTS	EXPORT RATE	MT
572	181	BKAZILNUTS	EXPORT RATE	MT
573	181	BKAZILNUTS	EXPORT RATE	MT
574	181	BKAZILNUTS	EXPORT RATE	MT
575	181	BKAZILNUTS	EXPORT RATE	MT
576	181	BKAZILNUTS	EXPORT RATE	MT
577	181	BKAZILNUTS	EXPORT RATE	MT
578	181	BKAZILNUTS	EXPORT RATE	MT
579	181	BKAZILNUTS	EXPORT RATE	MT
580	181	BKAZILNUTS	EXPORT RATE	MT
581	181	BKAZILNUTS	EXPORT RATE	MT
582	181	BKAZILNUTS	EXPORT RATE	MT
583	181	BKAZILNUTS	EXPORT RATE	MT
584	181	BKAZILNUTS	EXPORT RATE	MT
585	181	BKAZILNUTS	EXPORT RATE	MT
586	181	BKAZILNUTS	EXPORT RATE	MT
587	181	BKAZILNUTS	EXPORT RATE	MT
588	181	BKAZILNUTS	EXPORT RATE	MT
589	181	BKAZILNUTS	EXPORT RATE	MT
590	181	BKAZILNUTS	EXPORT RATE	MT
591	181	BKAZILNUTS	EXPORT RATE	MT
592	181	BKAZILNUTS	EXPORT RATE	MT
593	181	BKAZILNUTS	EXPORT RATE	MT
594	181	BKAZILNUTS	EXPORT RATE	MT



VARIABLES PROVENIENTES DE FAO.SJPLY


OBS	CUPMCODE	COMNAME	E-EVNAME	JUNIT
595	89	BUCKWHEAT	FOOD STOCKS	MT
596	89	BUCKWHEAT	IMPORTS	MT
597	89	BUCKWHEAT	PRODUCED	MT
598	89	BUCKWHEAT	PRODUCT IJN	MT
599	89	BUCKWHEAT	PROTEIN	MT
600	89	BUCKWHEAT	SEED	MT
601	89	BUCKWHEAT	STOCKS	MT
602	89	BUCKWHEAT	YIELD	MT
603	89	BUCKWHEAT	YIELD	KG/HA
604	957	BUFFALO HIDES, FRESH	IMPORTS	MT
605	957	BUFFALO HIDES, FRESH	OTHER JTIL	MT
606	946	BUFFALO HIDES	STOCKS	HEAD
607	21	BULBUL	STOCKS	1000
608	21	BULBUL	STOCKS	MT
609	21	BULBUL	STOCKS	MT
610	21	BULBUL	STOCKS	MT
611	21	BULBUL	STOCKS	MT
612	21	BULBUL	STOCKS	MT
613	21	BULBUL	STOCKS	MT
614	21	BULBUL	STOCKS	MT
615	21	BULBUL	STOCKS	MT
616	886	BUTTER OF COW MILK	STOCKS	MT
617	886	BUTTER OF COW MILK	STOCKS	MT
618	886	BUTTER OF COW MILK	STOCKS	MT
619	886	BUTTER OF COW MILK	STOCKS	MT
620	886	BUTTER OF COW MILK	STOCKS	MT
621	886	BUTTER OF COW MILK	STOCKS	MT
622	886	BUTTER OF COW MILK	STOCKS	MT
623	886	BUTTER OF COW MILK	STOCKS	MT
624	886	BUTTER OF COW MILK	STOCKS	MT
625	886	BUTTER OF COW MILK	STOCKS	MT
626	886	BUTTER OF COW MILK	STOCKS	MT
627	886	BUTTER OF COW MILK	STOCKS	MT
628	886	BUTTER OF COW MILK	STOCKS	MT
629	358	CABBAGES	AREA HARV	HA
630	358	CABBAGES	CALORIE	MT
631	358	CABBAGES	EXPORTS	MT
632	358	CABBAGES	FEED	MT
633	358	CABBAGES	FEED	MT
634	358	CABBAGES	FEED	MT
635	358	CABBAGES	FEED	MT
636	358	CABBAGES	FEED	MT
637	358	CABBAGES	FEED	MT
638	358	CABBAGES	FEED	MT
639	358	CABBAGES	FEED	MT
640	358	CABBAGES	FEED	MT
641	253	CAKE OF	EXPORTS	MT
642	253	CAKE OF	EXPORTS	MT
643	253	CAKE OF	EXPORTS	MT
644	253	CAKE OF	EXPORTS	MT
645	253	CAKE OF	EXPORTS	MT
646	253	CAKE OF	EXPORTS	MT
647	253	CAKE OF	EXPORTS	MT
648	253	CAKE OF	EXPORTS	MT






VARIABLES PKOJVENIENTES DE FAD.SJPP.Y

Obs	COMMCODE	CGMNAME	ELENAME	JVIT
649	332	CAKE	EXPORTS	MT
650	332	CAKE	EXTR RATE	HG/MT
651	332	CAKE	FEED STOCKS	MT
652	332	CAKE	FROM ST	MT
653	332	CAKE	IMPORTS	MT
654	332	CAKE	INP ST	MT
655	332	CAKE	INP STOCKS	MT
656	332	CAKE	PRD	MT
657	332	CAKE	PRD STOCKS	MT
658	332	CAKE	PRD TO ST	MT
659	332	CAKE	PRD STOCKS	MT
660	245	CAKE	EXTR RATE	HG/MT
661	245	CAKE	FEED STOCKS	MT
662	245	CAKE	FROM ST	MT
663	245	CAKE	IMPORTS	MT
664	245	CAKE	INP ST	MT
665	245	CAKE	INP STOCKS	MT
666	245	CAKE	PRD	MT
667	245	CAKE	PRD STOCKS	MT
668	245	CAKE	PRD TO ST	MT
669	245	CAKE	PRD STOCKS	MT
670	335	CAKE	EXTR RATE	HG/MT
671	335	CAKE	FEED STOCKS	MT
672	335	CAKE	FROM ST	MT
673	335	CAKE	IMPORTS	MT
674	335	CAKE	INP ST	MT
675	335	CAKE	INP STOCKS	MT
676	61	CAKE	PRD	HG/MT
677	61	CAKE	PRD STOCKS	MT
678	61	CAKE	PRD TO ST	MT
679	61	CAKE	PRD STOCKS	MT
680	61	CAKE	EXTR RATE	HG/MT
681	61	CAKE	FEED STOCKS	MT
682	61	CAKE	FROM ST	MT
683	61	CAKE	IMPORTS	MT
684	259	CAKE	INP ST	HG/MT
685	259	CAKE	INP STOCKS	MT
686	259	CAKE	PRD	MT
687	259	CAKE	PRD STOCKS	MT
688	259	CAKE	PRD TO ST	MT
689	259	CAKE	PRD STOCKS	MT
690	272	CAKE	EXTR RATE	HG/MT
691	272	CAKE	FEED STOCKS	MT
692	272	CAKE	FROM ST	MT
693	272	CAKE	IMPORTS	MT
694	272	CAKE	INP ST	MT
695	272	CAKE	INP STOCKS	MT
696	272	CAKE	PRD	MT
697	272	CAKE	PRD STOCKS	MT
698	272	CAKE	PRD TO ST	MT
699	272	CAKE	PRD STOCKS	MT
700	37	CAKE	EXTR RATE	HG/MT
701	37	CAKE	FEED STOCKS	MT
702	37	CAKE	FROM ST	MT











0016

BJSE\_3/85\_11CA CIDIA

12100 WENDAY, SEPTEMBER 30, 1985 13

VARIABLES PROVENIENTES DE FAO SUPPLY

UBS	COM:MCJDE	CUMNAME	ELENAME	UNIT
811	591	CASH	WASTE	MT
812	125	SAVA	AREA HARV	HA
813	125	SAVA	CALORIE	1000
814	125	SAVA	EXPORTS	MT
815	125	SAVA	FAT	MT
816	125	SAVA	FEED	MT
817	125	SAVA	FOOD	MT
818	125	SAVA	OTHER UTIL	MT
819	125	SAVA	PROCESSED	MT
820	125	SAVA	PRODUCTION	MT
821	125	SAVA	PROTEIN	MT
822	125	SAVA	SEED	MT
823	125	SAVA	WASTE	MT
824	125	SAVA	YIELD	KG/HA
825	128	SAVA	CALORIE	1000
826	128	SAVA	EXPORTS	HG/MT
827	128	SAVA	FAT	MT
828	128	SAVA	FEED	MT
829	128	SAVA	FOOD	MT
830	128	SAVA	IMPORTS	MT
831	128	SAVA	PRODUCTION	MT
832	128	SAVA	PROTEIN	MT
833	129	SAVA	CALORIE	1000
834	129	SAVA	EXPORTS	MT
835	129	SAVA	FAT	MT
836	129	SAVA	FEED	MT
837	129	SAVA	FOOD	MT
838	129	SAVA	IMPORTS	MT
839	129	SAVA	PRODUCTION	MT
840	129	SAVA	PROTEIN	MT
841	129	SAVA	OTHER UTIL	MT
842	129	SAVA	PRODUCTION	MT
843	129	SAVA	PROTEIN	MT
844	129	SAVA	CALORIE	1000
845	129	SAVA	EXPORTS	MT
846	129	SAVA	FAT	HG/MT
847	129	SAVA	FEED	MT
848	129	SAVA	FOOD	MT
849	129	SAVA	IMPORTS	MT
850	129	SAVA	OTHER UTIL	MT
851	129	SAVA	PRODUCTION	MT
852	129	SAVA	PROTEIN	MT
853	129	SAVA	CALORIE	1000
854	129	SAVA	EXPORTS	MT
855	129	SAVA	FAT	HG/MT
856	129	SAVA	FEED	MT
857	129	SAVA	FOOD	MT
858	129	SAVA	IMPORTS	MT
859	129	SAVA	OTHER UTIL	MT
860	129	SAVA	PRODUCTION	MT
861	129	SAVA	PROTEIN	MT
862	129	SAVA	CALORIE	1000
863	129	SAVA	EXPORTS	MT
864	129	SAVA	FAT	HG/MT
865	129	SAVA	FEED	MT
866	129	SAVA	FOOD	MT
867	129	SAVA	IMPORTS	MT
868	129	SAVA	OTHER UTIL	MT
869	129	SAVA	PRODUCTION	MT
870	129	SAVA	PROTEIN	MT
871	129	SAVA	CALORIE	1000
872	129	SAVA	EXPORTS	MT
873	129	SAVA	FAT	HG/MT
874	129	SAVA	FEED	MT
875	129	SAVA	FOOD	MT
876	129	SAVA	IMPORTS	MT
877	129	SAVA	OTHER UTIL	MT
878	129	SAVA	PRODUCTION	MT
879	129	SAVA	PROTEIN	MT
880	129	SAVA	CALORIE	1000
881	129	SAVA	EXPORTS	MT
882	129	SAVA	FAT	HG/MT
883	129	SAVA	FEED	MT
884	129	SAVA	FOOD	MT
885	129	SAVA	IMPORTS	MT
886	129	SAVA	OTHER UTIL	MT
887	129	SAVA	PRODUCTION	MT
888	129	SAVA	PROTEIN	MT
889	129	SAVA	CALORIE	1000
890	129	SAVA	EXPORTS	MT
891	129	SAVA	FAT	HG/MT
892	129	SAVA	FEED	MT
893	129	SAVA	FOOD	MT
894	129	SAVA	IMPORTS	MT
895	129	SAVA	OTHER UTIL	MT
896	129	SAVA	PRODUCTION	MT
897	129	SAVA	PROTEIN	MT
898	129	SAVA	CALORIE	1000
899	129	SAVA	EXPORTS	MT
900	129	SAVA	FAT	HG/MT
901	129	SAVA	FEED	MT
902	129	SAVA	FOOD	MT
903	129	SAVA	IMPORTS	MT
904	129	SAVA	OTHER UTIL	MT
905	129	SAVA	PRODUCTION	MT
906	129	SAVA	PROTEIN	MT
907	129	SAVA	CALORIE	1000
908	129	SAVA	EXPORTS	MT
909	129	SAVA	FAT	HG/MT
910	129	SAVA	FEED	MT
911	129	SAVA	FOOD	MT
912	129	SAVA	IMPORTS	MT
913	129	SAVA	OTHER UTIL	MT
914	129	SAVA	PRODUCTION	MT
915	129	SAVA	PROTEIN	MT
916	129	SAVA	CALORIE	1000
917	129	SAVA	EXPORTS	MT
918	129	SAVA	FAT	HG/MT
919	129	SAVA	FEED	MT
920	129	SAVA	FOOD	MT
921	129	SAVA	IMPORTS	MT
922	129	SAVA	OTHER UTIL	MT
923	129	SAVA	PRODUCTION	MT
924	129	SAVA	PROTEIN	MT
925	129	SAVA	CALORIE	1000
926	129	SAVA	EXPORTS	MT
927	129	SAVA	FAT	HG/MT
928	129	SAVA	FEED	MT
929	129	SAVA	FOOD	MT
930	129	SAVA	IMPORTS	MT
931	129	SAVA	OTHER UTIL	MT
932	129	SAVA	PRODUCTION	MT
933	129	SAVA	PROTEIN	MT
934	129	SAVA	CALORIE	1000
935	129	SAVA	EXPORTS	MT
936	129	SAVA	FAT	HG/MT
937	129	SAVA	FEED	MT
938	129	SAVA	FOOD	MT
939	129	SAVA	IMPORTS	MT
940	129	SAVA	OTHER UTIL	MT
941	129	SAVA	PRODUCTION	MT
942	129	SAVA	PROTEIN	MT
943	129	SAVA	CALORIE	1000
944	129	SAVA	EXPORTS	MT
945	129	SAVA	FAT	HG/MT
946	129	SAVA	FEED	MT
947	129	SAVA	FOOD	MT
948	129	SAVA	IMPORTS	MT
949	129	SAVA	OTHER UTIL	MT
950	129	SAVA	PRODUCTION	MT
951	129	SAVA	PROTEIN	MT
952	129	SAVA	CALORIE	1000
953	129	SAVA	EXPORTS	MT
954	129	SAVA	FAT	HG/MT
955	129	SAVA	FEED	MT
956	129	SAVA	FOOD	MT
957	129	SAVA	IMPORTS	MT
958	129	SAVA	OTHER UTIL	MT
959	129	SAVA	PRODUCTION	MT
960	129	SAVA	PROTEIN	MT
961	129	SAVA	CALORIE	1000
962	129	SAVA	EXPORTS	MT
963	129	SAVA	FAT	HG/MT
964	129	SAVA	FEED	MT
965	129	SAVA	FOOD	MT
966	129	SAVA	IMPORTS	MT
967	129	SAVA	OTHER UTIL	MT
968	129	SAVA	PRODUCTION	MT
969	129	SAVA	PROTEIN	MT
970	129	SAVA	CALORIE	1000
971	129	SAVA	EXPORTS	MT
972	129	SAVA	FAT	HG/MT
973	129	SAVA	FEED	MT
974	129	SAVA	FOOD	MT
975	129	SAVA	IMPORTS	MT
976	129	SAVA	OTHER UTIL	MT
977	129	SAVA	PRODUCTION	MT
978	129	SAVA	PROTEIN	MT
979	129	SAVA	CALORIE	1000
980	129	SAVA	EXPORTS	MT
981	129	SAVA	FAT	HG/MT
982	129	SAVA	FEED	MT
983	129	SAVA	FOOD	MT
984	129	SAVA	IMPORTS	MT
985	129	SAVA	OTHER UTIL	MT
986	129	SAVA	PRODUCTION	MT
987	129	SAVA	PROTEIN	MT
988	129	SAVA	CALORIE	1000
989	129	SAVA	EXPORTS	MT
990	129	SAVA	FAT	HG/MT
991	129	SAVA	FEED	MT
992	129	SAVA	FOOD	MT
993	129	SAVA	IMPORTS	MT
994	129	SAVA	OTHER UTIL	MT
995	129	SAVA	PRODUCTION	MT
996	129	SAVA	PROTEIN	MT
997	129	SAVA	CALORIE	1000
998	129	SAVA	EXPORTS	MT
999	129	SAVA	FAT	HG/MT
1000	129	SAVA	FEED	MT





0017


30SE\_5/85\_IIICA CIGIA

12:00 MONDAY, SEPTEMBER 30, 1985

17


VARIABLES PROVENIENTES DE FAO.SJPLY

CBS	CODIGO	COMNAME	ELENAME	JUNIT
865	265	CASDJK BEANS	PRODUCTION	4T
867	265	CASDJK BEANS	FEED STOCKS	4T
868	265	CASDJK BEANS	WASTE	4T
869	265	CASDJK BEANS	WASTE	4T
870	855	CATILE	BIRTH RATE	*KG/HA
871	865	CATILE	BUNNORTS	HEAD
872	866	CATILE	EXPORTS	HEAD
873	866	CATILE	FEM ACT REPR	HEAD
874	866	CATILE	FEM REPR AGE	HEAD
875	866	CATILE	IMPORTS	HEAD
876	865	CATILE	NAT DEATH	HEAD
877	865	CATILE	SLAUGHTERED	HEAD
878	865	CATILE	STOCKS	HEAD
879	871	CATILE	EXTR RATE	HG/MT
880	871	CATILE	FRUM STOCKS	4T
881	871	CATILE	INPJT UTIL	4T
882	871	CATILE	OTHER SECT	4T
883	871	CATILE	PRODUCTION	4T
884	871	CATILE	PRODUCTION	4T
885	871	CATILE	TO STOCKS	4T
886	871	CATILE	EXPORTS	4T
887	871	CATILE	IMPORTS	4T
888	871	CATILE	WASTE	4T
889	871	CATILE	WASTE	4T
890	871	CATILE	WASTE	4T
891	871	CATILE	WASTE	4T
892	871	CATILE	WASTE	4T
893	871	CATILE	WASTE	4T
894	871	CATILE	WASTE	4T
895	871	CATILE	WASTE	4T
896	871	CATILE	WASTE	4T
897	871	CATILE	WASTE	4T
898	871	CATILE	WASTE	4T
899	871	CATILE	WASTE	4T
900	871	CATILE	WASTE	4T
901	871	CATILE	WASTE	4T
902	871	CATILE	WASTE	4T
903	871	CATILE	WASTE	4T
904	1570	CEPHALOPODS	BREED/BAIT	*KG/HA
905	1570	CEPHALOPODS	EXPORTS	4T
906	1570	CEPHALOPODS	EXPORTS	4T
907	1570	CEPHALOPODS	EXPORTS	4T
908	1570	CEPHALOPODS	EXPORTS	4T
909	1570	CEPHALOPODS	EXPORTS	4T
910	1570	CEPHALOPODS	EXPORTS	4T
911	1570	CEPHALOPODS	EXPORTS	4T
912	1570	CEPHALOPODS	EXPORTS	4T
913	1570	CEPHALOPODS	EXPORTS	4T
914	1573	CEPHALOPODS	EXPORTS	4T
915	1573	CEPHALOPODS	EXPORTS	4T
916	1573	CEPHALOPODS	EXPORTS	4T
917	1573	CEPHALOPODS	EXPORTS	4T
918	1573	CEPHALOPODS	EXPORTS	4T




VARIABLES PROVENIENTES DE FAO-SJPP\_Y

UBS	COMCODE	CGMNAME	ELENAME	UNIT
919	1573	CEP1ALPODS	FROM STOCKS	MT
920	1573	CEP1ALPODS	INPUT	MT
921	1573	CEP1ALPODS	OUTPUT	MT
922	1573	CEP1ALPODS	PROTEIN	MT
923	1573	CEP1ALPODS	FROM STOCKS	MT
924	1572	CEP1ALPODS	CARRIES	1000
925	1572	CEP1ALPODS	EXPORTS	MT
926	1572	CEP1ALPODS	EXTR RATE	MT
927	1572	CEP1ALPODS	FAT	MT
928	1572	CEP1ALPODS	FOOD	MT
929	1572	CEP1ALPODS	IMPORTS	MT
930	1572	CEP1ALPODS	OUTPUT	MT
931	1572	CEP1ALPODS	PROTEIN	MT
932	1572	CEP1ALPODS	CARRIES	1000
933	1571	CEP1ALPODS	EXPORTS	MT
934	1571	CEP1ALPODS	EXTR RATE	MT
935	1571	CEP1ALPODS	FOOD	MT
936	1571	CEP1ALPODS	FROM STOCKS	MT
937	1571	CEP1ALPODS	IMPORTS	MT
938	1571	CEP1ALPODS	OUTPUT	MT
939	1571	CEP1ALPODS	PROTEIN	MT
940	1571	CEP1ALPODS	FROM STOCKS	MT
941	1571	CEP1ALPODS	IMPORTS	MT
942	1571	CEP1ALPODS	OTHER JTIL	MT
943	1571	CEP1ALPODS	OUTPUT	MT
944	1571	CEP1ALPODS	PROCESING	MT
945	1571	CEP1ALPODS	PROTEIN	MT
946	1571	CEP1ALPODS	FROM STOCKS	MT
947	1575	CEP1ALPODS	EXTR RATE	MT
948	1575	CEP1ALPODS	FEED	MT
949	1575	CEP1ALPODS	INPUT	MT
950	1575	CEP1ALPODS	OUTPUT	MT
951	1113	CEP1ALPREP	AREA	HA
952	1113	CEP1ALPREP	CARRIES	1000
953	1113	CEP1ALPREP	EXPORTS	MT
954	1113	CEP1ALPREP	EXTR RATE	MT
955	1113	CEP1ALPREP	FAT	MT
956	1113	CEP1ALPREP	FROM STOCKS	MT
957	1113	CEP1ALPREP	IMPORTS	MT
958	1113	CEP1ALPREP	OUTPUT	MT
959	1113	CEP1ALPREP	OTHER JTIL	MT
960	1113	CEP1ALPREP	PRODUCTION	MT
961	1113	CEP1ALPREP	PROTEIN	MT
962	1113	CEP1ALPREP	FROM STOCKS	MT
963	1716	CEP1ALREAL	AREA	HA
964	1716	CEP1ALREAL	CARRIES	1000
965	1716	CEP1ALREAL	EXPORTS	MT
966	1716	CEP1ALREAL	EXTR RATE	MT
967	1716	CEP1ALREAL	FAT	MT
968	1716	CEP1ALREAL	FEED	MT
969	1716	CEP1ALREAL	FROM STOCKS	MT
970	1716	CEP1ALREAL	IMPORTS	MT
971	1716	CEP1ALREAL	OUTPUT	MT
972	1716	CEP1ALREAL	OTHER JTIL	MT








VARIABLES PROVENIENTES DE FAO.SUPPLY

OBS	COMMCODE	CUMMNAME	ELEMNAME	UNIT
1027	984	SHEEP	AREA	HA
1028	984	SHEEP	CALORIE	1000
1029	984	SHEEP	EXTR RATE	HG/MT
1030	984	SHEEP	FAT	MT
1031	984	SHEEP	FOOD	MT
1032	984	SHEEP	IMPORT	MT
1033	984	SHEEP	PROTEIN	MT
1034	984	SHEEP	CALORIE	1000
1035	531	SHEEP	EXPORTS	MT
1036	531	SHEEP	FAT	MT
1037	531	SHEEP	IMPORTS	MT
1038	531	SHEEP	PROTEIN	MT
1039	531	SHEEP	WASTE	MT
1040	531	SHEEP	CALORIE	1000
1041	531	SHEEP	EXPORTS	MT
1042	531	SHEEP	FAT	MT
1043	220	SHEEP	IMPORTS	MT
1044	220	SHEEP	PROTEIN	MT
1045	220	SHEEP	WASTE	MT
1046	220	SHEEP	CALORIE	1000
1047	220	SHEEP	EXPORTS	MT
1048	220	SHEEP	FAT	MT
1049	220	SHEEP	IMPORTS	MT
1050	220	SHEEP	PROTEIN	MT
1051	220	SHEEP	WASTE	MT
1052	191	SHEEP	AREA HARV	HA
1053	191	SHEEP	AREA SOWN	HA
1054	191	SHEEP	EXPORTS	1000
1055	191	SHEEP	FAT	MT
1056	191	SHEEP	FEED	MT
1057	191	SHEEP	FROM STOCKS	MT
1058	191	SHEEP	IMPORTS	MT
1059	191	SHEEP	PROTEIN	MT
1060	191	SHEEP	SEED STOCKS	MT
1061	191	SHEEP	WASTE	MT
1062	191	SHEEP	YIELD	MT
1063	191	SHEEP	CALORIES	KG/HA
1064	191	SHEEP	CARCASS	1000
1065	191	SHEEP	EXPORTS	MT
1066	191	SHEEP	FAT	MT
1067	191	SHEEP	FOOD	MT
1068	191	SHEEP	FROM STOCKS	MT
1069	191	SHEEP	IMPORTS	MT
1070	191	SHEEP	OTHER	MT
1071	191	SHEEP	PROCESSED	MT
1072	191	SHEEP	PROTEIN	MT
1073	191	SHEEP	SLAUGHTERED	1000
1074	191	SHEEP	TO STOCKS	MT
1075	191	SHEEP	WASTE	MT
1076	191	SHEEP	BIRTH RATE	10-7
1077	191	SHEEP		
1078	191	SHEEP		
1079	191	SHEEP		
1080	191	SHEEP		





VARIABLES PROVENIENTES DL FAD.SJPLY

OBS	COMM CODE	COMMNAME	ELENAME	UNIT
1081	1057	CHICKENS	BORN	1000
1082	1057	CHICKENS	EXPKRTS REPR	1000
1083	1057	CHICKENS	IMPORTS	1000
1084	1057	CHICKENS	NAT DEATH	1000
1085	1057	CHICKENS	STOCKS	1000
1086	1057	CHICKENS	STOCKS OFF RAT	1000
1087	1057	CHICKENS	TAKE OFF RAT	10-7
1088	459	CHICKEN	CALORIE	MT
1089	459	CHICKEN	FAT	MT
1090	459	CHICKEN	FAT	MT
1091	459	CHICKEN	FAT	MT
1092	459	CHICKEN	FAT	MT
1093	459	CHICKEN	FAT	MT
1094	459	CHICKEN	FAT	MT
1095	459	CHICKEN	FAT	MT
1096	401	CHICKEN	AREA HARV	HA
1097	401	CHICKEN	AREA HARV	HA
1098	401	CHICKEN	AREA HARV	HA
1099	401	CHICKEN	AREA HARV	HA
1100	401	CHICKEN	AREA HARV	HA
1101	401	CHICKEN	AREA HARV	HA
1102	401	CHICKEN	AREA HARV	HA
1103	401	CHICKEN	AREA HARV	HA
1104	401	CHICKEN	AREA HARV	HA
1105	401	CHICKEN	AREA HARV	HA
1106	660	CHICKEN	WASTE	*KG/HA
1107	660	CHICKEN	WASTE	*KG/HA
1108	660	CHICKEN	WASTE	*KG/HA
1109	660	CHICKEN	WASTE	*KG/HA
1110	660	CHICKEN	WASTE	*KG/HA
1111	660	CHICKEN	WASTE	*KG/HA
1112	660	CHICKEN	WASTE	*KG/HA
1113	660	CHICKEN	WASTE	*KG/HA
1114	660	CHICKEN	WASTE	*KG/HA
1115	660	CHICKEN	WASTE	*KG/HA
1116	660	CHICKEN	WASTE	*KG/HA
1117	660	CHICKEN	WASTE	*KG/HA
1118	660	CHICKEN	WASTE	*KG/HA
1119	660	CHICKEN	WASTE	*KG/HA
1120	660	CHICKEN	WASTE	*KG/HA
1121	660	CHICKEN	WASTE	*KG/HA
1122	660	CHICKEN	WASTE	*KG/HA
1123	660	CHICKEN	WASTE	*KG/HA
1124	660	CHICKEN	WASTE	*KG/HA
1125	660	CHICKEN	WASTE	*KG/HA
1126	660	CHICKEN	WASTE	*KG/HA
1127	660	CHICKEN	WASTE	*KG/HA
1128	660	CHICKEN	WASTE	*KG/HA
1129	660	CHICKEN	WASTE	*KG/HA
1130	660	CHICKEN	WASTE	*KG/HA
1131	512	CHICKEN	EXPORTS	MT
1132	512	CHICKEN	EXPORTS	MT
1133	512	CHICKEN	EXPORTS	MT
1134	512	CHICKEN	EXPORTS	MT




0022

30SE\_5/85,JICA CIDIA


12:00 MONDAY, SEPTEMBER 30, 1985

VARIABLES PROVENIENTES DE FAO.SJPLY

OBS	COM:CODE	COM:NAME	ELE:NAME	UNIT
1135	512	CITRUS FRUIT NES	FOOD	MT
1136	512	CITRUS FRUIT NES	IMPORTS	MT
1137	512	CITRUS FRUIT NES	PRODUCTION	MT
1138	512	CITRUS FRUIT NES	WASTE	MT
1139	514	CITRUS JUICE NES	WASTE	MT
1140	514	CITRUS JUICE NES	EXPORTS	*KG/HA
1141	514	CITRUS JUICE NES	EXPORT RATE	1000
1142	514	CITRUS JUICE NES	EXPORT RATE	HG/MT
1143	514	CITRUS JUICE NES	EXPORT RATE	MT
1144	514	CITRUS JUICE NES	EXPORT RATE	MT
1145	514	CITRUS JUICE NES	EXPORT RATE	MT
1146	514	CITRUS JUICE NES	EXPORT RATE	MT
1147	514	CITRUS JUICE NES	EXPORT RATE	MT
1148	514	CITRUS JUICE NES	EXPORT RATE	MT
1149	514	CITRUS JUICE NES	EXPORT RATE	MT
1150	514	CITRUS JUICE NES	EXPORT RATE	MT
1151	513	CITRUS JUICE NES	EXPORT RATE	HA
1152	513	CITRUS JUICE NES	EXPORT RATE	1000
1153	513	CITRUS JUICE NES	EXPORT RATE	HG/MT
1154	513	CITRUS JUICE NES	EXPORT RATE	MT
1155	513	CITRUS JUICE NES	EXPORT RATE	MT
1156	513	CITRUS JUICE NES	EXPORT RATE	MT
1157	513	CITRUS JUICE NES	EXPORT RATE	MT
1158	513	CITRUS JUICE NES	EXPORT RATE	MT
1159	513	CITRUS JUICE NES	EXPORT RATE	MT
1160	513	CITRUS JUICE NES	EXPORT RATE	MT
1161	513	CITRUS JUICE NES	EXPORT RATE	MT
1162	513	CITRUS JUICE NES	EXPORT RATE	MT
1163	698	CITRUS JUICE NES	EXPORT RATE	MT
1164	698	CITRUS JUICE NES	EXPORT RATE	MT
1165	698	CITRUS JUICE NES	EXPORT RATE	MT
1166	698	CITRUS JUICE NES	EXPORT RATE	MT
1167	698	CITRUS JUICE NES	EXPORT RATE	MT
1168	698	CITRUS JUICE NES	EXPORT RATE	MT
1169	698	CITRUS JUICE NES	EXPORT RATE	MT
1170	661	CITRUS JUICE NES	EXPORT RATE	MT
1171	661	CITRUS JUICE NES	EXPORT RATE	MT
1172	661	CITRUS JUICE NES	EXPORT RATE	MT
1173	661	CITRUS JUICE NES	EXPORT RATE	MT
1174	661	CITRUS JUICE NES	EXPORT RATE	MT
1175	661	CITRUS JUICE NES	EXPORT RATE	MT
1176	661	CITRUS JUICE NES	EXPORT RATE	MT
1177	661	CITRUS JUICE NES	EXPORT RATE	MT
1178	661	CITRUS JUICE NES	EXPORT RATE	MT
1179	661	CITRUS JUICE NES	EXPORT RATE	MT
1180	661	CITRUS JUICE NES	EXPORT RATE	MT
1181	661	CITRUS JUICE NES	EXPORT RATE	MT
1182	664	CITRUS JUICE NES	EXPORT RATE	*KG/HA
1183	664	CITRUS JUICE NES	EXPORT RATE	1000
1184	664	CITRUS JUICE NES	EXPORT RATE	HG/MT
1185	664	CITRUS JUICE NES	EXPORT RATE	MT
1186	664	CITRUS JUICE NES	EXPORT RATE	MT
1187	664	CITRUS JUICE NES	EXPORT RATE	MT
1188	664	CITRUS JUICE NES	EXPORT RATE	MT








0024

BOSE 5/85, IICA CIUIA

12:00 MONDAY, SEPTEMBER 30, 1985

VARIABLES PROVENIENTES DE FAO.SJPLY

OBS	CUMHCODE	CUMHNAME	ELENAME	UNIT
1243	250	DESICCATED	EXPORTS	MT
1244	250	DESICCATED	EXTR RATE	HG/MT
1245	250	DESICCATED	FAT	MT
1246	250	DESICCATED	FOOD	MT
1247	250	DESICCATED	IMPORTS	MT
1248	250	DESICCATED	INPJRT	MT
1249	250	DESICCATED	PRODUCTION	MT
1250	250	DESICCATED	PROTEIN	MT
1251	250	DESICCATED	MASLETS	MT
1252	1185	REELABLE	EXPORTS	MT
1253	1185	REELABLE	IMPCKRTS	MT
1254	1185	REELABLE	OTHER UTIL	MT
1255	1185	REELABLE	PRJCESSED	MT
1256	1185	REELABLE	PRJDUCTDN	MT
1257	1187	JNREELABLE	EXPORTS	MT
1258	1187	JNREELABLE	IMPCKRTS	MT
1259	1187	JNREELABLE	OTHER UTIL	MT
1260	659	EXTRACTS	CALCKRTS	1000
1261	659	EXTRACTS	EXTR RATE	HG/MT
1262	659	EXTRACTS	FOOD	MT
1263	659	EXTRACTS	IMPORTS	MT
1264	659	EXTRACTS	INPJRTS	MT
1265	659	EXTRACTS	OTHER UTIL	MT
1266	659	EXTRACTS	PRODUCTION	MT
1267	659	EXTRACTS	PROTEIN	MT
1268	657	EXTRACTS	CALCKRTS	1000
1269	657	EXTRACTS	EXPORTS	MT
1270	657	EXTRACTS	IMPCKRTS	HG/MT
1271	657	EXTRACTS	OTHER UTIL	MT
1272	657	EXTRACTS	PRODUCTION	MT
1273	657	EXTRACTS	PROTEIN	MT
1274	657	EXTRACTS	STOCKS	MT
1275	657	EXTRACTS	IMPORTS	MT
1276	657	EXTRACTS	INPJRTS	MT
1277	657	EXTRACTS	OTHER UTIL	MT
1278	657	EXTRACTS	PRODUCTION	MT
1279	657	EXTRACTS	PROTEIN	MT
1280	657	EXTRACTS	STOCKS	MT
1281	658	EXTRACTS	EXPORTS	1000
1282	658	EXTRACTS	FOOD	MT
1283	658	EXTRACTS	IMPORTS	MT
1284	658	EXTRACTS	INPJRTS	MT
1285	658	EXTRACTS	OTHER UTIL	MT
1286	658	EXTRACTS	PRODUCTION	MT
1287	658	EXTRACTS	PROTEIN	MT
1288	658	EXTRACTS	STOCKS	MT
1289	656	EXTRACTS	AREA HARV	1000
1290	656	EXTRACTS	CALCKRTS	MT
1291	656	EXTRACTS	EXPORTS	MT
1292	656	EXTRACTS	IMPORTS	MT
1293	656	EXTRACTS	OTHER UTIL	MT
1294	656	EXTRACTS	PRODUCTION	MT
1295	656	EXTRACTS	PROTEIN	MT





VARIABLES PROVENIENTES DE FAO-SUPPLY

CB5	COMM CODE	COMNAME	ELENAME	UNIT
1297	656	COFFEE, GREEN	TU STOCKS	MT
1298	656	COFFEE, GREEN	WASTE	MT
1300	840	COMPOUNDED, CATTLE	EXPTS	MT
1301	840	COMPOUNDED, CATTLE	FIELD	MT
1303	842	COMPOUNDED, PIGS	IMPOR	MT
1305	842	COMPOUNDED, PIGS	EXPTS	MT
1306	842	COMPOUNDED, PIGS	FIELD	MT
1308	841	COMPOUNDED, POULTRY	IMPOR	MT
1309	841	COMPOUNDED, POULTRY	EXPTS	MT
1311	841	COMPOUNDED, POULTRY	FIELD	MT
1312	845	COMPOUNDED, OTHER NES	IMPOR	MT
1313	845	COMPOUNDED, OTHER NES	EXPTS	MT
1315	845	COMPOUNDED, OTHER NES	FIELD	MT
1316	845	COMPOUNDED, OTHER NES	IMPOR	MT
1317	845	COMPOUNDED, OTHER NES	EXPTS	MT
1318	845	COMPOUNDED, OTHER NES	FIELD	MT
1319	251	COPRA	EXTR RATE	HG/MT
1320	251	COPRA	FRM STOCKS	MT
1321	251	COPRA	IMPOR	MT
1322	251	COPRA	JTIL	MT
1323	251	COPRA	OTHER	MT
1324	251	COPRA	PRODUCTION	MT
1325	251	COPRA	TU STOCKS	MT
1326	251	COPRA	EXTR RATE	MT
1327	251	COPRA	FRM STOCKS	MT
1328	768	COTTON	EXTR RATE	HG/MT
1329	768	COTTON	FRM STOCKS	MT
1330	768	COTTON	IMPOR	MT
1331	768	COTTON	JTIL	MT
1332	767	COTTON	OTHER	MT
1333	767	COTTON	PRODUCTION	MT
1334	767	COTTON	TU STOCKS	MT
1335	767	COTTON	EXTR RATE	MT
1336	767	COTTON	FRM STOCKS	MT
1337	767	COTTON	IMPOR	MT
1338	767	COTTON	JTIL	MT
1339	767	COTTON	OTHER	MT
1340	770	COTTON	PRODUCTION	HG/MT
1341	770	COTTON	EXTR RATE	MT
1342	770	COTTON	FRM STOCKS	MT
1343	770	COTTON	IMPOR	MT
1344	770	COTTON	JTIL	MT
1345	770	COTTON	OTHER	MT
1346	770	COTTON	PRODUCTION	MT
1347	770	COTTON	EXTR RATE	MT
1348	770	COTTON	FRM STOCKS	MT
1349	769	COTTON	IMPOR	HG/MT




0026

BDSE\_5/85,11CA CIDIA

12:00 MONDAY, SEPTEMBER 30, 1985 25

VARIABLES PROVENIENTES DE FAO.S.JPLY

OBS	COMM CODE	COMM NAME	ELEM NAME	JUNIT
1351	769	COTTON WASTE	FROM STOCKS	MT
1352	769	COTTON WASTE	IMPORTS	MT
1353	769	COTTON WASTE	INPJT	MT
1354	769	COTTON WASTE	OTHR JTIL	MT
1355	769	COTTON WASTE	PRODUCTION	MT
1356	769	COTTON WASTE	TU STOCKS	MT
1357	329	COTTON SEED	AREA	HA
1358	329	COTTON SEED	EXPR RATE	HG/MT
1359	329	COTTON SEED	FEED	MT
1360	329	COTTON SEED	FROM STOCKS	MT
1361	329	COTTON SEED	INPJT	MT
1362	329	COTTON SEED	OTHR JTIL	MT
1363	329	COTTON SEED	PRODUCTION	MT
1364	329	COTTON SEED	TU STOCKS	MT
1365	329	COTTON SEED	PRODUCTION	MT
1366	329	COTTON SEED	PRODUCTION	MT
1367	329	COTTON SEED	PRODUCTION	MT
1368	329	COTTON SEED	PRODUCTION	MT
1369	329	COTTON SEED	PRODUCTION	MT
1370	882	COW MILK, WHOLE	WASTE	1000
1371	882	COW MILK, WHOLE	CALORIE	HEAD
1372	882	COW MILK, WHOLE	COMS	MT
1373	882	COW MILK, WHOLE	EXPORTS	MT
1374	882	COW MILK, WHOLE	FAT	MT
1375	882	COW MILK, WHOLE	FEED	MT
1376	882	COW MILK, WHOLE	FEED	MT
1377	882	COW MILK, WHOLE	FEED	MT
1378	882	COW MILK, WHOLE	FEED	MT
1379	882	COW MILK, WHOLE	FEED	MT
1380	882	COW MILK, WHOLE	FEED	MT
1381	882	COW MILK, WHOLE	FEED	MT
1382	882	COW MILK, WHOLE	FEED	MT
1383	882	COW MILK, WHOLE	FEED	MT
1384	882	COW MILK, WHOLE	FEED	MT
1385	882	COW MILK, WHOLE	FEED	MT
1386	195	COW PEAS, DRY	AREA HARV	HA
1387	195	COW PEAS, DRY	CALORIE	1000
1388	195	COW PEAS, DRY	FAT	MT
1389	195	COW PEAS, DRY	FEED	MT
1390	195	COW PEAS, DRY	FEED	MT
1391	195	COW PEAS, DRY	FEED	MT
1392	195	COW PEAS, DRY	FEED	MT
1393	195	COW PEAS, DRY	FEED	MT
1394	195	COW PEAS, DRY	FEED	MT
1395	195	COW PEAS, DRY	FEED	MT
1396	195	COW PEAS, DRY	FEED	MT
1397	195	COW PEAS, DRY	FEED	MT
1398	554	COW PEAS, DRY	AREA HARV	HA
1399	554	COW PEAS, DRY	CALORIE	1000
1400	554	COW PEAS, DRY	FAT	MT
1401	554	COW PEAS, DRY	FEED	MT
1402	554	COW PEAS, DRY	FEED	MT
1403	554	COW PEAS, DRY	FEED	MT
1404	554	COW PEAS, DRY	FEED	MT



007

305E\_5/85, LICA CIDIA

12:00 WNDAY, SEPTEMBER 30, 1935 27

VARIABLES PROVENIENTES DE FAD.SJPP.Y

QBS	CUMINCODE	CUMINNAME	ELEMINAME	UNIT
1405	000	CREAM, BEANS	FAT	MT
1406	000	CREAM, BEANS	FAT	MT
1407	000	CREAM, BEANS	FAT	MT
1408	000	CREAM, BEANS	FAT	MT
1409	000	CREAM, BEANS	FAT	MT
1410	000	CREAM, BEANS	FAT	MT
1411	1556	CREAM, BEANS	FAT	MT
1412	1556	CREAM, BEANS	FAT	MT
1413	1556	CREAM, BEANS	FAT	MT
1414	1556	CREAM, BEANS	FAT	MT
1415	1556	CREAM, BEANS	FAT	MT
1416	1556	CREAM, BEANS	FAT	MT
1417	1556	CREAM, BEANS	FAT	MT
1418	1556	CREAM, BEANS	FAT	MT
1419	1556	CREAM, BEANS	FAT	MT
1420	1556	CREAM, BEANS	FAT	MT
1421	1556	CREAM, BEANS	FAT	MT
1422	1556	CREAM, BEANS	FAT	MT
1423	1556	CREAM, BEANS	FAT	MT
1424	1556	CREAM, BEANS	FAT	MT
1425	1556	CREAM, BEANS	FAT	MT
1426	1556	CREAM, BEANS	FAT	MT
1427	1556	CREAM, BEANS	FAT	MT
1428	1556	CREAM, BEANS	FAT	MT
1429	1556	CREAM, BEANS	FAT	MT
1430	1556	CREAM, BEANS	FAT	MT
1431	1556	CREAM, BEANS	FAT	MT
1432	1556	CREAM, BEANS	FAT	MT
1433	1556	CREAM, BEANS	FAT	MT
1434	1556	CREAM, BEANS	FAT	MT
1435	1556	CREAM, BEANS	FAT	MT
1436	1556	CREAM, BEANS	FAT	MT
1437	1556	CREAM, BEANS	FAT	MT
1438	1556	CREAM, BEANS	FAT	MT
1439	1556	CREAM, BEANS	FAT	MT
1440	1556	CREAM, BEANS	FAT	MT
1441	1556	CREAM, BEANS	FAT	MT
1442	1556	CREAM, BEANS	FAT	MT
1443	1556	CREAM, BEANS	FAT	MT
1444	1556	CREAM, BEANS	FAT	MT
1445	1556	CREAM, BEANS	FAT	MT
1446	1556	CREAM, BEANS	FAT	MT
1447	1556	CREAM, BEANS	FAT	MT
1448	1556	CREAM, BEANS	FAT	MT
1449	1556	CREAM, BEANS	FAT	MT
1450	1556	CREAM, BEANS	FAT	MT
1451	1556	CREAM, BEANS	FAT	MT
1452	1556	CREAM, BEANS	FAT	MT
1453	1556	CREAM, BEANS	FAT	MT
1454	1556	CREAM, BEANS	FAT	MT
1455	1556	CREAM, BEANS	FAT	MT
1456	1556	CREAM, BEANS	FAT	MT
1457	1556	CREAM, BEANS	FAT	MT
1458	1556	CREAM, BEANS	FAT	MT


MATERIALS 29

OFFAL  
OFFAL  
OFFAL  
OFFAL



VARIABLES PROCEDIMIENTOS DE FAC.SJPP.Y.

OBS	COMCODE	COMNAME	ELEMNAME	UNIT
1459	1558	CRUSTACEANS	EXTR RATE	MT
1460	1558	MEALS	FEED	MT
1461	1558	MEALS	IMPORTS	MT
1462	1558	MEALS	IMPJTI	MT
1463	1558	MEALS	OTHERJTIL	MT
1464	1557	MEALS	OUTPJT	MT
1465	1557	PREP NES	CALORIE	1000
1466	1557	PREP NES	EXTR RATE	MT
1467	1557	PREP NES	FAT	MT
1468	1557	PREP NES	FLOOD	MT
1469	1557	PREP NES	IMPJTI	MT
1470	1557	PREP NES	OUTPJT	MT
1471	1397	CRUSTACEANS	PROTEIN	MT
1472	397	AND GHERKINS	AREA HKV	HA
1473	397	AND GHERKINS	CALORIE	1000
1474	397	AND GHERKINS	EXPORTS	MT
1475	397	AND GHERKINS	FAT	MT
1476	397	AND GHERKINS	FLOOD	MT
1477	397	AND GHERKINS	IMPORTS	MT
1478	397	AND GHERKINS	IMPJTI	MT
1479	397	AND GHERKINS	OTHERJTIL	MT
1480	397	AND GHERKINS	PROCESSED	MT
1481	397	AND GHERKINS	PRODUCTION	MT
1482	397	AND GHERKINS	PROTEIN	MT
1483	397	AND GHERKINS	TO STOCKS	MT
1484	397	AND GHERKINS	WASTE	MT
1485	397	AND GHERKINS	WASTE D	MT
1486	350	CURRANTS	CALORIE	*KG/HA
1487	550	CURRANTS	FAT	1000
1488	550	CURRANTS	FLOOD	MT
1489	550	CURRANTS	PRODUCTION	MT
1490	550	CURRANTS	PROTEIN	MT
1491	550	CURRANTS	WASTE	MT
1492	577	DATES	AREA HKV	HA
1493	577	DATES	CALORIE	1000
1494	577	DATES	EXPORTS	MT
1495	577	DATES	FAT	MT
1496	577	DATES	FLOOD	MT
1497	577	DATES	IMPORTS	MT
1498	577	DATES	IMPJTI	MT
1499	577	DATES	OTHERJTIL	MT
1500	577	DATES	PROTEIN	MT
1501	577	DATES	WASTE	MT
1502	1222	DEMERALS	YIELD	MT
1503	1222	DEMERALS	OTHERJTIL	MT
1504	1222	DEMERALS	IMPORTS	MT
1505	1222	DEMERALS	FEED	MT
1506	1222	DEMERALS	IMPJTI	MT
1507	1222	DEMERALS	OTHERJTIL	MT
1508	1222	DEMERALS	EXPORTS	MT
1509	1519	DEMERALS	CALORIE	1000
1510	1519	DEMERALS	FEED	MT
1511	1519	DEMERALS	EXTR RATE	MT
1512	1519	DEMERALS	FAT	MT














VARIABLES PROVENIENTES DE FAD.SUPPLY

LBS	COMM CODE	COM4NAME	ELEMNAME	UNIT
1621	899	DRY BUTTERMILK	INPJT	MT
1622	899	DRY BUTTERMILK	PRODUCTION	MT
1623	899	DRY BUTTERMILK	PROTEIN	MT
1624	899	DRY BUTTERMILK	TO STOCKS	MT
1625	898	DRY SKIM MILK	CALORIE	1000
1626	898	DRY SKIM MILK	EXPTS	MT
1627	898	DRY SKIM MILK	EXTR RATE	HG/MT
1628	898	DRY SKIM MILK	FAT	MT
1629	898	DRY SKIM MILK	FLED	MT
1630	898	DRY SKIM MILK	FOOD	MT
1631	898	DRY SKIM MILK	FROM STOCKS	MT
1632	898	DRY SKIM MILK	IMPORTS	MT
1633	898	DRY SKIM MILK	INPUT	MT
1634	898	DRY SKIM MILK	OTHER JTIL	MT
1635	898	DRY SKIM MILK	PRODUCTION	MT
1636	898	DRY SKIM MILK	PROTEIN	MT
1637	898	DRY SKIM MILK	TO STOCKS	MT
1638	898	DRY SKIM MILK	WASTE	MT
1639	900	DRY WHEY	CALORIE	1000
1640	900	DRY WHEY	EXPTS	MT
1641	900	DRY WHEY	EXTR RATE	HG/MT
1642	900	DRY WHEY	FAT	MT
1643	900	DRY WHEY	FEED	MT
1644	900	DRY WHEY	FOOD	MT
1645	900	DRY WHEY	FROM STOCKS	MT
1646	900	DRY WHEY	IMPORTS	MT
1647	900	DRY WHEY	INPUT	MT
1648	900	DRY WHEY	OTHER JTIL	MT
1649	900	DRY WHEY	PRODUCTION	MT
1650	900	DRY WHEY	PROTEIN	MT
1651	897	DRY WHOLE MILK	TO STOCKS	MT
1652	897	DRY WHOLE MILK	CALORIE	1000
1653	897	DRY WHOLE MILK	EXPTS	MT
1654	897	DRY WHOLE MILK	EXTR RATE	HG/MT
1655	897	DRY WHOLE MILK	FAT	MT
1656	897	DRY WHOLE MILK	FEED	MT
1657	897	DRY WHOLE MILK	FOOD	MT
1658	897	DRY WHOLE MILK	FROM STOCKS	MT
1659	897	DRY WHOLE MILK	IMPORTS	MT
1660	897	DRY WHOLE MILK	INPUT	MT
1661	897	DRY WHOLE MILK	OTHER JTIL	MT
1662	897	DRY WHOLE MILK	PRODUCTION	MT
1663	897	DRY WHOLE MILK	PROTEIN	MT
1664	1069	DUCK MEAT	TO STOCKS	MT
1665	1069	DUCK MEAT	WASTES	MT
1666	1069	DUCK MEAT	CALORIE	1000
1667	1069	DUCK MEAT	EXPTS	MT
1668	1069	DUCK MEAT	EXTR RATE	HG/MT
1669	1069	DUCK MEAT	FAT	MT
1670	1069	DUCK MEAT	FEED	MT
1671	1068	DUCK MEAT	FOOD	MT
1672	1068	DUCK MEAT	FROM STOCKS	MT
1673	1068	DUCK MEAT	IMPORTS	MT
1674	1068	DUCK MEAT	INPUT	MT
1675	1068	DUCK MEAT	OTHER JTIL	MT
1676	1068	DUCK MEAT	PRODUCTION	MT
1677	1068	DUCK MEAT	PROTEIN	MT
1678	1068	DUCK MEAT	TO STOCKS	MT
1679	1068	DUCK MEAT	WASTES	MT
1680	1068	DUCK MEAT	CALORIE	1000
1681	1068	DUCK MEAT	EXPTS	MT
1682	1068	DUCK MEAT	EXTR RATE	HG/MT
1683	1068	DUCK MEAT	FAT	MT
1684	1068	DUCK MEAT	FEED	MT
1685	1068	DUCK MEAT	FOOD	MT
1686	1068	DUCK MEAT	FROM STOCKS	MT
1687	1068	DUCK MEAT	IMPORTS	MT
1688	1068	DUCK MEAT	INPUT	MT
1689	1068	DUCK MEAT	OTHER JTIL	MT
1690	1068	DUCK MEAT	PRODUCTION	MT
1691	1068	DUCK MEAT	PROTEIN	MT
1692	1068	DUCK MEAT	TO STOCKS	MT
1693	1068	DUCK MEAT	WASTES	MT
1694	1068	DUCK MEAT	CALORIE	1000
1695	1068	DUCK MEAT	EXPTS	MT
1696	1068	DUCK MEAT	EXTR RATE	HG/MT
1697	1068	DUCK MEAT	FAT	MT
1698	1068	DUCK MEAT	FEED	MT
1699	1068	DUCK MEAT	FOOD	MT
1700	1068	DUCK MEAT	FROM STOCKS	MT
1701	1068	DUCK MEAT	IMPORTS	MT
1702	1068	DUCK MEAT	INPUT	MT
1703	1068	DUCK MEAT	OTHER JTIL	MT
1704	1068	DUCK MEAT	PRODUCTION	MT
1705	1068	DUCK MEAT	PROTEIN	MT
1706	1068	DUCK MEAT	TO STOCKS	MT
1707	1068	DUCK MEAT	WASTES	MT
1708	1068	DUCK MEAT	CALORIE	1000
1709	1068	DUCK MEAT	EXPTS	MT
1710	1068	DUCK MEAT	EXTR RATE	HG/MT
1711	1068	DUCK MEAT	FAT	MT
1712	1068	DUCK MEAT	FEED	MT
1713	1068	DUCK MEAT	FOOD	MT
1714	1068	DUCK MEAT	FROM STOCKS	MT
1715	1068	DUCK MEAT	IMPORTS	MT
1716	1068	DUCK MEAT	INPUT	MT
1717	1068	DUCK MEAT	OTHER JTIL	MT
1718	1068	DUCK MEAT	PRODUCTION	MT
1719	1068	DUCK MEAT	PROTEIN	MT
1720	1068	DUCK MEAT	TO STOCKS	MT
1721	1068	DUCK MEAT	WASTES	MT
1722	1068	DUCK MEAT	CALORIE	1000
1723	1068	DUCK MEAT	EXPTS	MT
1724	1068	DUCK MEAT	EXTR RATE	HG/MT
1725	1068	DUCK MEAT	FAT	MT
1726	1068	DUCK MEAT	FEED	MT
1727	1068	DUCK MEAT	FOOD	MT
1728	1068	DUCK MEAT	FROM STOCKS	MT
1729	1068	DUCK MEAT	IMPORTS	MT
1730	1068	DUCK MEAT	INPUT	MT
1731	1068	DUCK MEAT	OTHER JTIL	MT
1732	1068	DUCK MEAT	PRODUCTION	MT
1733	1068	DUCK MEAT	PROTEIN	MT
1734	1068	DUCK MEAT	TO STOCKS	MT
1735	1068	DUCK MEAT	WASTES	MT
1736	1068	DUCK MEAT	CALORIE	1000
1737	1068	DUCK MEAT	EXPTS	MT
1738	1068	DUCK MEAT	EXTR RATE	HG/MT
1739	1068	DUCK MEAT	FAT	MT
1740	1068	DUCK MEAT	FEED	MT
1741	1068	DUCK MEAT	FOOD	MT
1742	1068	DUCK MEAT	FROM STOCKS	MT
1743	1068	DUCK MEAT	IMPORTS	MT
1744	1068	DUCK MEAT	INPUT	MT
1745	1068	DUCK MEAT	OTHER JTIL	MT
1746	1068	DUCK MEAT	PRODUCTION	MT
1747	1068	DUCK MEAT	PROTEIN	MT
1748	1068	DUCK MEAT	TO STOCKS	MT
1749	1068	DUCK MEAT	WASTES	MT
1750	1068	DUCK MEAT	CALORIE	1000
1751	1068	DUCK MEAT	EXPTS	MT
1752	1068	DUCK MEAT	EXTR RATE	HG/MT
1753	1068	DUCK MEAT	FAT	MT
1754	1068	DUCK MEAT	FEED	MT
1755	1068	DUCK MEAT	FOOD	MT
1756	1068	DUCK MEAT	FROM STOCKS	MT
1757	1068	DUCK MEAT	IMPORTS	MT
1758	1068	DUCK MEAT	INPUT	MT
1759	1068	DUCK MEAT	OTHER JTIL	MT
1760	1068	DUCK MEAT	PRODUCTION	MT
1761	1068	DUCK MEAT	PROTEIN	MT
1762	1068	DUCK MEAT	TO STOCKS	MT
1763	1068	DUCK MEAT	WASTES	MT
1764	1068	DUCK MEAT	CALORIE	1000
1765	1068	DUCK MEAT	EXPTS	MT
1766	1068	DUCK MEAT	EXTR RATE	HG/MT
1767	1068	DUCK MEAT	FAT	MT
1768	1068	DUCK MEAT	FEED	MT
1769	1068	DUCK MEAT	FOOD	MT
1770	1068	DUCK MEAT	FROM STOCKS	MT
1771	1068	DUCK MEAT	IMPORTS	MT
1772	1068	DUCK MEAT	INPUT	MT
1773	1068	DUCK MEAT	OTHER JTIL	MT
1774	1068	DUCK MEAT	PRODUCTION	MT
1775	1068	DUCK MEAT	PROTEIN	MT
1776	1068	DUCK MEAT	TO STOCKS	MT
1777	1068	DUCK MEAT	WASTES	MT
1778	1068	DUCK MEAT	CALORIE	1000
1779	1068	DUCK MEAT	EXPTS	MT
1780	1068	DUCK MEAT	EXTR RATE	HG/MT
1781	1068	DUCK MEAT	FAT	MT
1782	1068	DUCK MEAT	FEED	MT
1783	1068	DUCK MEAT	FOOD	MT
1784	1068	DUCK MEAT	FROM STOCKS	MT
1785	1068	DUCK MEAT	IMPORTS	MT
1786	1068	DUCK MEAT	INPUT	MT
1787	1068	DUCK MEAT	OTHER JTIL	MT
1788	1068	DUCK MEAT	PRODUCTION	MT
1789	1068	DUCK MEAT	PROTEIN	MT
1790	1068	DUCK MEAT	TO STOCKS	MT
1791	1068	DUCK MEAT	WASTES	MT
1792	1068	DUCK MEAT	CALORIE	1000
1793	1068	DUCK MEAT	EXPTS	MT
1794	1068	DUCK MEAT	EXTR RATE	HG/MT
1795	1068	DUCK MEAT	FAT	MT
1796	1068	DUCK MEAT	FEED	MT
1797	1068	DUCK MEAT	FOOD	MT
1798	1068	DUCK MEAT	FROM STOCKS	MT
1799	1068	DUCK MEAT	IMPORTS	MT
1800	1068	DUCK MEAT	INPUT	MT
1801	1068	DUCK MEAT	OTHER JTIL	MT
1802	1068	DUCK MEAT	PRODUCTION	MT
1803	1068	DUCK MEAT	PROTEIN	MT
1804	1068	DUCK MEAT	TO STOCKS	MT
1805	1068	DUCK MEAT	WASTES	MT
1806	1068	DUCK MEAT	CALORIE	1000
1807	1068	DUCK MEAT	EXPTS	MT
1808	1068	DUCK MEAT	EXTR RATE	HG/MT
1809	1068	DUCK MEAT	FAT	MT
1810	1068	DUCK MEAT	FEED	MT
1811	1068	DUCK MEAT	FOOD	MT
1812	1068	DUCK MEAT	FROM STOCKS	MT
1813	1068	DUCK MEAT	IMPORTS	MT
1814	1068	DUCK MEAT	INPUT	MT
1815	1068	DUCK MEAT	OTHER JTIL	MT
1816	1068	DUCK MEAT	PRODUCTION	MT
1817	1068	DUCK MEAT	PROTEIN	MT
1818	1068	DUCK MEAT	TO STOCKS	MT
1819	1068	DUCK MEAT	WASTES	MT
1820	1068	DUCK MEAT	CALORIE	1000
1821	1068	DUCK MEAT	EXPTS	MT
1822	1068	DUCK MEAT	EXTR RATE	HG/MT
1823	1068	DUCK MEAT	FAT	MT
1824	1068	DUCK MEAT	FEED	MT
1825	1068	DUCK MEAT	FOOD	MT
1826	1068	DUCK MEAT	FROM STOCKS	MT
1827	1068	DUCK MEAT	IMPORTS	MT
1828	1068	DUCK MEAT	INPUT	MT
1829	1068	DUCK MEAT	OTHER JTIL	MT
1830	1068	DUCK MEAT	PRODUCTION	MT
1831	1068	DUCK MEAT	PROTEIN	MT
1832	1068	DUCK MEAT	TO STOCKS	MT
1833	1068	DUCK MEAT	WASTES	MT
1834	1068	DUCK MEAT	CALORIE	1000
1835	1068	DUCK MEAT	EXPTS	MT
1836	1068	DUCK MEAT	EXTR RATE	HG/MT
1837	1068	DUCK MEAT	FAT	MT
1838	1068	DUCK MEAT	FEED	MT
1839	1068	DUCK MEAT	FOOD	MT
1840	1068	DUCK MEAT	FROM STOCKS	MT
1841	1068	DUCK MEAT	IMPORTS	MT
1842	1068	DUCK MEAT	INPUT	MT
1843	1068	DUCK MEAT	OTHER JTIL	MT
1844	1068	DUCK MEAT	PRODUCTION	MT
1845	1068	DUCK MEAT	PROTEIN	MT
1846	1068	DUCK MEAT	TO STOCKS	MT
1847	1068	DUCK MEAT	WASTES	MT
1848	1068	DUCK MEAT	CALORIE	1000
1849	1068	DUCK MEAT	EXPTS	MT
1850	1068	DUCK MEAT	EXTR RATE	HG/MT
1851	1068	DUCK MEAT	FAT	MT
1852	1068	DUCK MEAT	FEED	MT
1853	1068	DUCK MEAT	FOOD	MT
1854	1068	DUCK MEAT	FROM STOCKS	MT
1855	1068	DUCK MEAT	IMPORTS	MT
1856	1068	DUCK MEAT	INPUT	MT
1857	1068	DUCK MEAT	OTHER JTIL	MT
1858	1068	DUCK MEAT	PRODUCTION	MT
1859	1068	DUCK MEAT	PROTEIN	MT
1860	1068	DUCK MEAT	TO STOCKS	MT
1861	1068	DUCK MEAT	WASTES	MT
1862	1068	DUCK MEAT	CALORIE	1000
1863	1068	DUCK MEAT	EXPTS	MT
1864	1068	DUCK MEAT	EXTR RATE	HG/MT
1865	1068	DUCK MEAT	FAT	MT
1866	1068	DUCK MEAT	FEED	MT
1867	1068	DUCK MEAT	FOOD	MT
1868	1068	DUCK MEAT	FROM STOCKS	MT
1869	1068	DUCK MEAT	IMPORTS	MT
1870	1068	DUCK MEAT	INPUT	MT
1871	1068	DUCK MEAT	OTHER JTIL	MT
1872	1068	DUCK MEAT	PRODUCTION	MT
1873	1068	DUCK MEAT	PROTEIN	MT
1874	1068	DUCK MEAT	TO STOCKS	MT
1875	1068	DUCK MEAT	WASTES	MT
1876	1068	DUCK MEAT	CALORIE	1000
1877	1068	DUCK MEAT	EXPTS	MT
1878	1068	DUCK MEAT	EXTR RATE	HG/MT
1879	1068	DUCK MEAT	FAT	MT
1880	1068	DUCK MEAT	FEED	MT
1881	1068	DUCK MEAT	FOOD	MT
1882	1068	DUCK MEAT	FROM STOCKS	MT
1883	1068	DUCK MEAT	IMPORTS	MT
1884	1068	DUCK MEAT	INPUT	MT
1885	1068			




VARIABLES PROVENIENTES DE FAO.SJPLY

UBS	COMM CODE	COMM NAME	ELENA ME	UNIT
1675	399	EGGPLANTS	CALORIE	1000
1676	399	EGGPLANTS	EXPORTS	MT
1677	399	EGGPLANTS	FAT	MT
1678	399	EGGPLANTS	FOOD	MT
1679	399	EGGPLANTS	IMPROVTS	MT
1680	399	EGGPLANTS	OTHER UTIL	MT
1681	399	EGGPLANTS	PRODUCTION	MT
1682	399	EGGPLANTS	PROTEIN	MT
1683	399	EGGPLANTS	WASTE	MT
1684	399	EGGPLANTS	WILDED	MT
1685	1782	EGGSS	CALORIE	*KG/HA
1686	1782	EGGSS	FAT	1000
1687	1782	EGGSS	PROTEIN	MT
1688	1782	EGGSS	CALORIE	1000
1689	1782	EGGSS	EXPORTS	MT
1690	1782	EGGSS	EXTR RATE	HG/MT
1691	1782	EGGSS	FAT	MT
1692	1782	EGGSS	FOOD	MT
1693	1782	EGGSS	IMPROVTS	MT
1694	1782	EGGSS	PRODUCTION	MT
1695	1782	EGGSS	PROTEIN	MT
1696	1782	EGGSS	WASTE	MT
1697	1782	EGGSS	WILDED	MT
1698	1782	EGGSS	CALORIE	1000
1699	1782	EGGSS	EXPORTS	MT
1700	1782	EGGSS	EXTR RATE	HG/MT
1701	1782	EGGSS	FAT	MT
1702	1782	EGGSS	FOOD	MT
1703	1782	EGGSS	IMPROVTS	MT
1704	1782	EGGSS	PRODUCTION	MT
1705	1782	EGGSS	PROTEIN	MT
1706	1782	EGGSS	WASTE	MT
1707	1782	EGGSS	WILDED	MT
1708	1782	EGGSS	CALORIE	1000
1709	1782	EGGSS	EXPORTS	MT
1710	1782	EGGSS	EXTR RATE	HG/MT
1711	1782	EGGSS	FAT	MT
1712	1782	EGGSS	FOOD	MT
1713	1782	EGGSS	IMPROVTS	MT
1714	1782	EGGSS	PRODUCTION	MT
1715	1782	EGGSS	PROTEIN	MT
1716	1782	EGGSS	WASTE	MT
1717	1782	EGGSS	WILDED	MT
1718	1782	EGGSS	CALORIE	1000
1719	1782	EGGSS	EXPORTS	MT
1720	1782	EGGSS	EXTR RATE	HG/MT
1721	1782	EGGSS	FAT	MT
1722	1782	EGGSS	FOOD	MT
1723	1782	EGGSS	IMPROVTS	MT
1724	1782	EGGSS	PRODUCTION	MT
1725	1782	EGGSS	PROTEIN	MT
1726	1782	EGGSS	WASTE	MT
1727	1782	EGGSS	WILDED	MT
1728	1782	EGGSS	CALORIE	1000
1729	1782	EGGSS	EXPORTS	MT
1730	1782	EGGSS	EXTR RATE	HG/MT
1731	1782	EGGSS	FAT	MT
1732	1782	EGGSS	FOOD	MT
1733	1782	EGGSS	IMPROVTS	MT
1734	1782	EGGSS	PRODUCTION	MT
1735	1782	EGGSS	PROTEIN	MT
1736	1782	EGGSS	WASTE	MT
1737	1782	EGGSS	WILDED	MT
1738	1782	EGGSS	CALORIE	1000
1739	1782	EGGSS	EXPORTS	MT
1740	1782	EGGSS	EXTR RATE	HG/MT
1741	1782	EGGSS	FAT	MT
1742	1782	EGGSS	FOOD	MT
1743	1782	EGGSS	IMPROVTS	MT
1744	1782	EGGSS	PRODUCTION	MT
1745	1782	EGGSS	PROTEIN	MT
1746	1782	EGGSS	WASTE	MT
1747	1782	EGGSS	WILDED	MT
1748	1782	EGGSS	CALORIE	1000
1749	1782	EGGSS	EXPORTS	MT
1750	1782	EGGSS	EXTR RATE	HG/MT
1751	1782	EGGSS	FAT	MT
1752	1782	EGGSS	FOOD	MT
1753	1782	EGGSS	IMPROVTS	MT
1754	1782	EGGSS	PRODUCTION	MT
1755	1782	EGGSS	PROTEIN	MT
1756	1782	EGGSS	WASTE	MT
1757	1782	EGGSS	WILDED	MT
1758	1782	EGGSS	CALORIE	1000
1759	1782	EGGSS	EXPORTS	MT
1760	1782	EGGSS	EXTR RATE	HG/MT
1761	1782	EGGSS	FAT	MT
1762	1782	EGGSS	FOOD	MT
1763	1782	EGGSS	IMPROVTS	MT
1764	1782	EGGSS	PRODUCTION	MT
1765	1782	EGGSS	PROTEIN	MT
1766	1782	EGGSS	WASTE	MT
1767	1782	EGGSS	WILDED	MT
1768	1782	EGGSS	CALORIE	1000
1769	1782	EGGSS	EXPORTS	MT
1770	1782	EGGSS	EXTR RATE	HG/MT
1771	1782	EGGSS	FAT	MT
1772	1782	EGGSS	FOOD	MT
1773	1782	EGGSS	IMPROVTS	MT
1774	1782	EGGSS	PRODUCTION	MT
1775	1782	EGGSS	PROTEIN	MT
1776	1782	EGGSS	WASTE	MT
1777	1782	EGGSS	WILDED	MT
1778	1782	EGGSS	CALORIE	1000
1779	1782	EGGSS	EXPORTS	MT
1780	1782	EGGSS	EXTR RATE	HG/MT
1781	1782	EGGSS	FAT	MT
1782	1782	EGGSS	FOOD	MT
1783	1782	EGGSS	IMPROVTS	MT
1784	1782	EGGSS	PRODUCTION	MT
1785	1782	EGGSS	PROTEIN	MT
1786	1782	EGGSS	WASTE	MT
1787	1782	EGGSS	WILDED	MT
1788	1782	EGGSS	CALORIE	1000
1789	1782	EGGSS	EXPORTS	MT
1790	1782	EGGSS	EXTR RATE	HG/MT
1791	1782	EGGSS	FAT	MT
1792	1782	EGGSS	FOOD	MT
1793	1782	EGGSS	IMPROVTS	MT
1794	1782	EGGSS	PRODUCTION	MT
1795	1782	EGGSS	PROTEIN	MT
1796	1782	EGGSS	WASTE	MT
1797	1782	EGGSS	WILDED	MT
1798	1782	EGGSS	CALORIE	1000
1799	1782	EGGSS	EXPORTS	MT
1800	1782	EGGSS	EXTR RATE	HG/MT











VARIABLES PROVENIENTES DE FAO. SUPPLY

GBS	COMCODE	COMNAME	UNIT	ELENAME
1783	1243	FATT	HG/MT	EXTR KATE
1784	1243	FATT	MT	FAT
1785	1243	FATT	MT	FOOD
1786	1243	FATT	MT	FRUM
1787	1243	FATT	MT	IMPJRT
1788	1243	FATT	MT	UTHER
1789	1243	FATT	MT	PROJCT ION
1790	1243	FATT	MT	PROTEIN
1791	1243	FATT	MT	EXTR KATE
1792	1276	FATTY ACIDS	MT	FRUM
1793	1276	FATTY ACIDS	MT	IMPJRT
1794	1276	FATTY ACIDS	MT	UTHER
1795	1276	FATTY ACIDS	MT	PROJCT ION
1796	1276	FATTY ACIDS	MT	PROTEIN
1797	1276	FATTY ACIDS	MT	EXTR KATE
1798	1276	FATTY ACIDS	MT	FRUM
1799	1276	FATTY ACIDS	MT	IMPJRT
1800	1276	FATTY ACIDS	MT	UTHER
1801	1276	FATTY ACIDS	MT	PROJCT ION
1802	1276	FATTY ACIDS	MT	PROTEIN
1803	1276	FATTY ACIDS	MT	EXTR KATE
1804	1276	FATTY ACIDS	MT	FRUM
1805	1276	FATTY ACIDS	MT	IMPJRT
1806	1276	FATTY ACIDS	MT	UTHER
1807	1276	FATTY ACIDS	MT	PROJCT ION
1808	1276	FATTY ACIDS	MT	PROTEIN
1809	1276	FATTY ACIDS	MT	EXTR KATE
1810	1276	FATTY ACIDS	MT	FRUM
1811	1276	FATTY ACIDS	MT	IMPJRT
1812	1276	FATTY ACIDS	MT	UTHER
1813	1276	FATTY ACIDS	MT	PROJCT ION
1814	1276	FATTY ACIDS	MT	PROTEIN
1815	1276	FATTY ACIDS	MT	EXTR KATE
1816	1276	FATTY ACIDS	MT	FRUM
1817	1276	FATTY ACIDS	MT	IMPJRT
1818	1276	FATTY ACIDS	MT	UTHER
1819	1276	FATTY ACIDS	MT	PROJCT ION
1820	1276	FATTY ACIDS	MT	PROTEIN
1821	1276	FATTY ACIDS	MT	EXTR KATE
1822	1276	FATTY ACIDS	MT	FRUM
1823	1276	FATTY ACIDS	MT	IMPJRT
1824	1276	FATTY ACIDS	MT	UTHER
1825	1276	FATTY ACIDS	MT	PROJCT ION
1826	1276	FATTY ACIDS	MT	PROTEIN
1827	1276	FATTY ACIDS	MT	EXTR KATE
1828	1276	FATTY ACIDS	MT	FRUM
1829	1276	FATTY ACIDS	MT	IMPJRT
1830	1276	FATTY ACIDS	MT	UTHER
1831	1276	FATTY ACIDS	MT	PROJCT ION
1832	1276	FATTY ACIDS	MT	PROTEIN
1833	1276	FATTY ACIDS	MT	EXTR KATE
1834	1276	FATTY ACIDS	MT	FRUM
1835	1276	FATTY ACIDS	MT	IMPJRT
1836	1276	FATTY ACIDS	MT	UTHER



VARIABLES PROVENIENTES DE FAC.SJPPPLY

OBS	COMMCODE	COMNAME	ELEMNAME	UNIT
1837	570	FISH, DRIED	EXPORTS	MT
1838	570	FISH, DRIED	IMPORT	MT
1839	570	FISH, DRIED	PRODUCTION	MT
1840	570	FISH, DRIED	PROTEIN	MT
1841	570	FISH, DRIED	WASTE	MT
1842	1834	FISH, FOOD	CALORIE	1000
1843	1834	FISH, FOOD	FAT	MT
1844	1834	FISH, FOOD	PROTEIN	MT
1845	1834	FISH, FOOD	AREA HARV	HA
1846	773	FLAX FIBRE AND TOW	IMPORTS	MT
1847	773	FLAX FIBRE AND TOW	OTHER JTIL	MT
1848	773	FLAX FIBRE AND TOW	PRODUCTION	MT
1849	773	FLAX FIBRE AND TOW	YIELD	MT
1850	774	FLAX TOW WASTE	EXPORTS	MT
1851	774	FLAX TOW WASTE	IMPORTS	MT
1852	774	FLAX TOW WASTE	OTHER JTIL	MT
1853	90	FLOUR OF WHEAT	CALORIE	1000
1854	90	FLOUR OF WHEAT	EXTR RATE	HG/MT
1855	90	FLOUR OF WHEAT	FAT	MT
1856	90	FLOUR OF WHEAT	FEED	MT
1857	90	FLOUR OF WHEAT	IMPORT	MT
1858	90	FLOUR OF WHEAT	PRODUCTION	MT
1859	90	FLOUR OF WHEAT	PROTEIN	MT
1860	90	FLOUR OF WHEAT	CALORIE	1000
1861	126	FLOUR OF WHEAT	EXTR RATE	HG/MT
1862	126	FLOUR OF WHEAT	FAT	MT
1863	126	FLOUR OF WHEAT	FEED	MT
1864	126	FLOUR OF WHEAT	IMPORT	MT
1865	126	FLOUR OF WHEAT	PRODUCTION	MT
1866	126	FLOUR OF WHEAT	PROTEIN	MT
1867	126	FLOUR OF WHEAT	CALORIE	1000
1868	126	FLOUR OF WHEAT	EXTR RATE	HG/MT
1869	126	FLOUR OF WHEAT	FAT	MT
1870	126	FLOUR OF WHEAT	FEED	MT
1871	126	FLOUR OF WHEAT	IMPORT	MT
1872	126	FLOUR OF WHEAT	PRODUCTION	MT
1873	126	FLOUR OF WHEAT	PROTEIN	MT
1874	126	FLOUR OF WHEAT	CALORIE	1000
1875	126	FLOUR OF WHEAT	EXTR RATE	HG/MT
1876	126	FLOUR OF WHEAT	FAT	MT
1877	126	FLOUR OF WHEAT	FEED	MT
1878	126	FLOUR OF WHEAT	IMPORT	MT
1879	126	FLOUR OF WHEAT	PRODUCTION	MT
1880	126	FLOUR OF WHEAT	PROTEIN	MT
1881	126	FLOUR OF WHEAT	CALORIE	1000
1882	126	FLOUR OF WHEAT	EXTR RATE	HG/MT
1883	126	FLOUR OF WHEAT	FAT	MT
1884	126	FLOUR OF WHEAT	FEED	MT
1885	126	FLOUR OF WHEAT	IMPORT	MT
1886	126	FLOUR OF WHEAT	PRODUCTION	MT
1887	126	FLOUR OF WHEAT	PROTEIN	MT
1888	126	FLOUR OF WHEAT	CALORIE	1000
1889	126	FLOUR OF WHEAT	EXTR RATE	HG/MT
1890	126	FLOUR OF WHEAT	FAT	MT



VARIABLES PROVENIENTES DE FAO.SJPLY


UBS	COMCODE	COMNAME	UNIT	E-E1VAME
1891	624	FRUIT	MT	FRUIT STOCKS
1892	624	FRUIT	MT	FRUIT STOCKS
1893	624	FRUIT	MT	FRUIT STOCKS
1894	624	FRUIT	MT	FRUIT STOCKS
1895	624	FRUIT	MT	FRUIT STOCKS
1897	624	FRUIT	MT	FRUIT STOCKS
1898	624	FRUIT	MT	FRUIT STOCKS
1899	58	FRUIT	MT	FRUIT STOCKS
1900	58	FRUIT	MT	FRUIT STOCKS
1901	58	FRUIT	MT	FRUIT STOCKS
1902	58	FRUIT	MT	FRUIT STOCKS
1903	58	FRUIT	MT	FRUIT STOCKS
1904	58	FRUIT	MT	FRUIT STOCKS
1905	58	FRUIT	MT	FRUIT STOCKS
1906	58	FRUIT	MT	FRUIT STOCKS
1907	58	FRUIT	MT	FRUIT STOCKS
1908	58	FRUIT	MT	FRUIT STOCKS
1909	58	FRUIT	MT	FRUIT STOCKS
1910	58	FRUIT	MT	FRUIT STOCKS
1911	58	FRUIT	MT	FRUIT STOCKS
1912	58	FRUIT	MT	FRUIT STOCKS
1913	104	GRAIN	HG/MT	WASTE
1914	104	GRAIN	HG/MT	WASTE
1916	104	GRAIN	HG/MT	WASTE
1917	104	GRAIN	HG/MT	WASTE
1918	295	MUSTARD	HG/MT	WASTE
1919	295	MUSTARD	HG/MT	WASTE
1921	295	MUSTARD	HG/MT	WASTE
1922	295	MUSTARD	HG/MT	WASTE
1923	295	MUSTARD	HG/MT	WASTE
1924	295	MUSTARD	HG/MT	WASTE
1925	295	MUSTARD	HG/MT	WASTE
1926	117	POTATOES	MT	WASTE
1927	117	POTATOES	MT	WASTE
1928	117	POTATOES	MT	WASTE
1929	117	POTATOES	MT	WASTE
1930	117	POTATOES	MT	WASTE
1931	117	POTATOES	MT	WASTE
1932	117	POTATOES	MT	WASTE
1933	117	POTATOES	MT	WASTE
1934	117	POTATOES	MT	WASTE
1935	117	POTATOES	MT	WASTE
1936	117	POTATOES	MT	WASTE
1937	117	POTATOES	MT	WASTE
1938	212	PULSES	MT	WASTE
1939	212	PULSES	MT	WASTE
1940	212	PULSES	MT	WASTE
1941	212	PULSES	MT	WASTE
1942	150	ROOTS AND TUBER	MT	WASTE
1943	150	ROOTS AND TUBER	MT	WASTE
1944	150	ROOTS AND TUBER	MT	WASTE





VARIABLES PROVENIENTES DE FAJ.SJPP-7

UNITS	COMNAME	CU-ACODE	ELEMNAME	UNIT
1545	FLJUR	150	EXTR RATE	HG/MT
1546	FLJUR	150	FAT	MT
1547	FLJUR	150	FEED	MT
1548	FLJUR	150	FRUM STOCKS	MT
1549	FLJUR	150	FRUM STOCKS	MT
1550	FLJUR	150	FRUM STOCKS	MT
1551	FLJUR	150	FRUM STOCKS	MT
1552	FLJUR	150	FRUM STOCKS	MT
1553	FLJUR	150	FRUM STOCKS	MT
1554	FLJUR	150	FRUM STOCKS	MT
1555	FLJUR	150	FRUM STOCKS	MT
1556	FLJUR	150	FRUM STOCKS	MT
1557	FLJUR	72	FRUM STOCKS	MT
1558	FLJUR	72	FRUM STOCKS	MT
1559	FLJUR	72	FRUM STOCKS	MT
1560	FLJUR	72	FRUM STOCKS	MT
1561	FLJUR	72	FRUM STOCKS	MT
1562	FLJUR	72	FRUM STOCKS	MT
1563	FLJUR	72	FRUM STOCKS	MT
1564	FLJUR	72	FRUM STOCKS	MT
1565	FLJUR	72	FRUM STOCKS	MT
1566	FLJUR	84	FRUM STOCKS	MT
1567	FLJUR	84	FRUM STOCKS	MT
1568	FLJUR	84	FRUM STOCKS	MT
1569	FLJUR	84	FRUM STOCKS	MT
1570	FLJUR	84	FRUM STOCKS	MT
1571	FLJUR	84	FRUM STOCKS	MT
1572	FLJUR	84	FRUM STOCKS	MT
1573	FLJUR	84	FRUM STOCKS	MT
1574	FLJUR	84	FRUM STOCKS	MT
1575	FLJUR	84	FRUM STOCKS	MT
1576	FLJUR	16	FRUM STOCKS	MT
1577	FLJUR	16	FRUM STOCKS	MT
1578	FLJUR	16	FRUM STOCKS	MT
1579	FLJUR	16	FRUM STOCKS	MT
1580	FLJUR	16	FRUM STOCKS	MT
1581	FLJUR	16	FRUM STOCKS	MT
1582	FLJUR	16	FRUM STOCKS	MT
1583	FLJUR	16	FRUM STOCKS	MT
1584	FLJUR	16	FRUM STOCKS	MT
1585	FLJUR	16	FRUM STOCKS	MT
1586	FLJUR	16	FRUM STOCKS	MT
1587	FLJUR	16	FRUM STOCKS	MT
1588	FLJUR	16	FRUM STOCKS	MT
1589	FLJUR	343	FRUM STOCKS	MT
1590	FLJUR	343	FRUM STOCKS	MT
1591	FLJUR	343	FRUM STOCKS	MT
1592	FLJUR	343	FRUM STOCKS	MT
1593	FLJUR	343	FRUM STOCKS	MT
1594	FLJUR	343	FRUM STOCKS	MT
1595	FLJUR	343	FRUM STOCKS	MT
1596	FLJUR	343	FRUM STOCKS	MT
1597	FLJUR	343	FRUM STOCKS	MT
1598	FLJUR	343	FRUM STOCKS	MT



VARIABLES PROVENIENTES DE FAO.SJPLY

OBS	COMM CODE	COMNAME	ELEMNAME	UNIT
1555	343	FLJUR/MEAL	PROLEIN	MT
2000	143	FLJUR/MEAL	TO STOCKS	MT
2001	862	FLJUR/MEAL	EXPKRTS	MT
2002	862	FLJUR/MEAL	IMPORTS	MT
2003	1232	FLJUR/MEAL	EXPKRTS	MT
2004	1232	FLJUR/MEAL	IMPORTS	MT
2005	1232	FLJUR/MEAL	EXPKRTS	MT
2006	1232	FLJUR/MEAL	IMPORTS	MT
2007	1232	FLJUR/MEAL	EXPKRTS	MT
2008	1232	FLJUR/MEAL	IMPORTS	MT
2009	1232	FLJUR/MEAL	EXPKRTS	MT
2010	653	FLJUR/MEAL	IMPORTS	MT
2011	653	FLJUR/MEAL	EXPKRTS	MT
2012	653	FLJUR/MEAL	IMPORTS	MT
2013	653	FLJUR/MEAL	EXPKRTS	MT
2014	653	FLJUR/MEAL	IMPORTS	MT
2015	653	FLJUR/MEAL	EXPKRTS	MT
2016	1259	FLJUR/MEAL	IMPORTS	MT
2017	1259	FLJUR/MEAL	EXPKRTS	MT
2018	651	FLJUR/MEAL	IMPORTS	MT
2019	651	FLJUR/MEAL	EXPKRTS	MT
2020	651	FLJUR/MEAL	IMPORTS	MT
2021	651	FLJUR/MEAL	EXPKRTS	MT
2022	651	FLJUR/MEAL	IMPORTS	MT
2023	1509	FLJUR/MEAL	EXPKRTS	MT
2024	1509	FLJUR/MEAL	IMPORTS	MT
2025	1509	FLJUR/MEAL	EXPKRTS	MT
2026	1506	FLJUR/MEAL	IMPORTS	MT
2027	1506	FLJUR/MEAL	EXPKRTS	MT
2028	1506	FLJUR/MEAL	IMPORTS	MT
2029	1506	FLJUR/MEAL	EXPKRTS	MT
2030	1506	FLJUR/MEAL	IMPORTS	MT
2031	1506	FLJUR/MEAL	EXPKRTS	MT
2032	1506	FLJUR/MEAL	IMPORTS	MT
2033	1506	FLJUR/MEAL	EXPKRTS	MT
2034	1506	FLJUR/MEAL	IMPORTS	MT
2035	1506	FLJUR/MEAL	EXPKRTS	MT
2036	1506	FLJUR/MEAL	IMPORTS	MT
2037	1506	FLJUR/MEAL	EXPKRTS	MT
2038	1506	FLJUR/MEAL	IMPORTS	MT
2039	1505	FLJUR/MEAL	EXPKRTS	1000
2040	1505	FLJUR/MEAL	IMPORTS	MT
2041	1505	FLJUR/MEAL	EXPKRTS	MT
2042	1505	FLJUR/MEAL	IMPORTS	MT
2043	1505	FLJUR/MEAL	EXPKRTS	MT
2044	1505	FLJUR/MEAL	IMPORTS	MT
2045	1505	FLJUR/MEAL	EXPKRTS	MT
2046	1505	FLJUR/MEAL	IMPORTS	MT
2047	1505	FLJUR/MEAL	EXPKRTS	MT
2048	1505	FLJUR/MEAL	IMPORTS	MT
2049	1505	FLJUR/MEAL	EXPKRTS	MT
2050	1503	FLJUR/MEAL	IMPORTS	1000
2051	1503	FLJUR/MEAL	EXPKRTS	MT
2052	1503	FLJUR/MEAL	IMPORTS	MT



0039

33SE\_5/85\_11CA CIDIA

VARIABLES PROVENIENTES DE FAD.SJPLY

12:00 WNDAY, SEPTEMBER 30, 1985 39

OBS	COMMCODE	COMMCNAME	FILLET	ELENAME	UNIT
2053	1503	FRESHWATER	FILLET	FAT	MT
2054	1503	FRESHWATER	FILLET	INPUT	MT
2055	1503	FRESHWATER	FILLET	OUTPUT	MT
2056	1503	FRESHWATER	FILLET	PROTEIN	MT
2057	1502	FRESHWATER	FILLET	CALDRIS	MT
2058	1502	FRESHWATER	FILLET	EXTR RATE	100
2059	1502	FRESHWATER	FILLET	FAT	MT
2060	1502	FRESHWATER	FILLET	FOOD	MT
2061	1502	FRESHWATER	FILLET	FROM	MT
2062	1502	FRESHWATER	FILLET	IMPJRTS	MT
2063	1502	FRESHWATER	FILLET	IMPJRTS	MT
2064	1502	FRESHWATER	FILLET	IMPJRTS	MT
2065	1502	FRESHWATER	FILLET	IMPJRTS	MT
2066	1502	FRESHWATER	FILLET	IMPJRTS	MT
2067	1502	FRESHWATER	FILLET	IMPJRTS	MT
2068	1502	FRESHWATER	FILLET	IMPJRTS	MT
2069	1508	FRESHWATER	FILLET	IMPJRTS	MT
2070	1508	FRESHWATER	FILLET	IMPJRTS	MT
2071	1508	FRESHWATER	FILLET	IMPJRTS	MT
2072	1508	FRESHWATER	FILLET	IMPJRTS	MT
2073	1507	FRESHWATER	FILLET	IMPJRTS	100
2074	1507	FRESHWATER	FILLET	IMPJRTS	MT
2075	1507	FRESHWATER	FILLET	IMPJRTS	MT
2076	1507	FRESHWATER	FILLET	IMPJRTS	MT
2077	1507	FRESHWATER	FILLET	IMPJRTS	MT
2078	1507	FRESHWATER	FILLET	IMPJRTS	MT
2079	1507	FRESHWATER	FILLET	IMPJRTS	MT
2080	1507	FRESHWATER	FILLET	IMPJRTS	MT
2081	1507	FRESHWATER	FILLET	IMPJRTS	MT
2082	1507	FRESHWATER	FILLET	IMPJRTS	MT
2083	1507	FRESHWATER	FILLET	IMPJRTS	MT
2084	1501	FRESHWATER	FILLET	IMPJRTS	100
2085	1501	FRESHWATER	FILLET	IMPJRTS	MT
2086	1501	FRESHWATER	FILLET	IMPJRTS	MT
2087	1501	FRESHWATER	FILLET	IMPJRTS	MT
2088	1501	FRESHWATER	FILLET	IMPJRTS	MT
2089	1501	FRESHWATER	FILLET	IMPJRTS	MT
2090	1501	FRESHWATER	FILLET	IMPJRTS	MT
2091	1501	FRESHWATER	FILLET	IMPJRTS	MT
2092	1501	FRESHWATER	FILLET	IMPJRTS	MT
2093	1501	FRESHWATER	FILLET	IMPJRTS	MT
2094	1511	FRESHWATER	FILLET	IMPJRTS	MT
2095	1511	FRESHWATER	FILLET	IMPJRTS	MT
2096	1504	FRESHWATER	FILLET	IMPJRTS	100
2097	1504	FRESHWATER	FILLET	IMPJRTS	MT
2098	1504	FRESHWATER	FILLET	IMPJRTS	MT
2099	1504	FRESHWATER	FILLET	IMPJRTS	MT
2100	1504	FRESHWATER	FILLET	IMPJRTS	MT
2101	1504	FRESHWATER	FILLET	IMPJRTS	MT
2102	1504	FRESHWATER	FILLET	IMPJRTS	MT
2103	1504	FRESHWATER	FILLET	IMPJRTS	MT
2104	1504	FRESHWATER	FILLET	IMPJRTS	MT
2105	1504	FRESHWATER	FILLET	IMPJRTS	MT
2106	1620	FRESHWATER	FILLET	IMPJRTS	HA



VARIABLES PROVENIENTES DE FAO.SUPPLY

UBS	CCMPCODE	COMNAME	ELEMNAME	UNIT
2107	620	FRUIT	CALORIE	1000
2108	620	FRUIT	EXPORTS	MT
2109	620	FRUIT	EXTR RATE	HG/MT
2110	620	FRUIT	FAT	MT
2111	620	FRUIT	FOOD STOCKS	MT
2112	620	FRUIT	FROM STOCKS	MT
2113	620	FRUIT	INPUT	MT
2114	620	FRUIT	PRODUCTION	MT
2115	620	FRUIT	PROTEIN	MT
2116	620	FRUIT	PRODUCTION	MT
2117	620	FRUIT	PRODUCTION	MT
2118	620	FRUIT	PRODUCTION	MT
2119	620	FRUIT	PRODUCTION	MT
2120	620	FRUIT	PRODUCTION	MT
2121	620	FRUIT	PRODUCTION	MT
2122	620	FRUIT	PRODUCTION	MT
2123	620	FRUIT	PRODUCTION	MT
2124	620	FRUIT	PRODUCTION	MT
2125	620	FRUIT	PRODUCTION	MT
2126	620	FRUIT	PRODUCTION	MT
2127	620	FRUIT	PRODUCTION	MT
2128	620	FRUIT	PRODUCTION	MT
2129	620	FRUIT	PRODUCTION	MT
2130	620	FRUIT	PRODUCTION	MT
2131	620	FRUIT	PRODUCTION	MT
2132	620	FRUIT	PRODUCTION	MT
2133	620	FRUIT	PRODUCTION	MT
2134	620	FRUIT	PRODUCTION	MT
2135	620	FRUIT	PRODUCTION	MT
2136	620	FRUIT	PRODUCTION	MT
2137	620	FRUIT	PRODUCTION	MT
2138	620	FRUIT	PRODUCTION	MT
2139	620	FRUIT	PRODUCTION	MT
2140	620	FRUIT	PRODUCTION	MT
2141	620	FRUIT	PRODUCTION	MT
2142	620	FRUIT	PRODUCTION	MT
2143	620	FRUIT	PRODUCTION	MT
2144	620	FRUIT	PRODUCTION	MT
2145	620	FRUIT	PRODUCTION	MT
2146	620	FRUIT	PRODUCTION	MT
2147	620	FRUIT	PRODUCTION	MT
2148	620	FRUIT	PRODUCTION	MT
2149	620	FRUIT	PRODUCTION	MT
2150	620	FRUIT	PRODUCTION	MT
2151	620	FRUIT	PRODUCTION	MT
2152	620	FRUIT	PRODUCTION	MT
2153	620	FRUIT	PRODUCTION	MT
2154	620	FRUIT	PRODUCTION	MT
2155	620	FRUIT	PRODUCTION	MT
2156	620	FRUIT	PRODUCTION	MT
2157	620	FRUIT	PRODUCTION	MT
2158	620	FRUIT	PRODUCTION	MT
2159	620	FRUIT	PRODUCTION	MT
2160	620	FRUIT	PRODUCTION	MT






VARIABLES PROVENIENTES DE FAC.SJPLY

UBS	COMM CODE	COMMNAME	ELEMNAME	UNIT
2161	028	FRUIT	PULP	HG/MT
2162	028	FRUIT	FEED	MT
2163	028	FRUIT	FEED	MT
2164	004	FRUIT	FOR	MT
2165	004	FRUIT	FOR	MT
2166	004	FRUIT	FOR	MT
2167	004	FRUIT	FOR	MT
2168	004	FRUIT	FOR	MT
2169	004	FRUIT	FOR	MT
2170	004	FRUIT	FOR	MT
2171	004	FRUIT	FOR	MT
2172	004	FRUIT	FOR	MT
2173	004	FRUIT	FOR	MT
2174	004	FRUIT	FOR	MT
2175	003	FRUIT	FOR	1000
2176	003	FRUIT	FOR	1000
2177	003	FRUIT	FOR	1000
2178	003	FRUIT	FOR	1000
2179	003	FRUIT	FOR	1000
2180	003	FRUIT	FOR	1000
2181	003	FRUIT	FOR	1000
2182	003	FRUIT	FOR	1000
2183	003	FRUIT	FOR	1000
2184	003	FRUIT	FOR	1000
2185	003	FRUIT	FOR	1000
2186	003	FRUIT	FOR	1000
2187	003	FRUIT	FOR	1000
2188	003	FRUIT	FOR	1000
2189	003	FRUIT	FOR	1000
2190	003	FRUIT	FOR	1000
2191	003	FRUIT	FOR	1000
2192	003	FRUIT	FOR	1000
2193	003	FRUIT	FOR	1000
2194	003	FRUIT	FOR	1000
2195	003	FRUIT	FOR	1000
2196	003	FRUIT	FOR	1000
2197	006	GARLIC	AREA HARV	MT
2198	406	GARLIC	AREA HARV	MT
2199	406	GARLIC	AREA HARV	MT
2200	406	GARLIC	AREA HARV	MT
2201	406	GARLIC	AREA HARV	MT
2202	406	GARLIC	AREA HARV	MT
2203	406	GARLIC	AREA HARV	MT
2204	406	GARLIC	AREA HARV	MT
2205	406	GARLIC	AREA HARV	MT
2206	406	GARLIC	AREA HARV	MT
2207	406	GARLIC	AREA HARV	MT
2208	406	GARLIC	AREA HARV	MT
2209	406	GARLIC	AREA HARV	MT
2210	1072	SEED	WASTE	KG/HA
2211	57	SEED	WASTE	1000
2212	57	SEED	WASTE	1000
2213	57	SEED	WASTE	1000
2214	57	SEED	WASTE	1000




VARIABLES PROVENIENTES DE FAO.5JPP\_Y


UBS	COMMCODE	SUMMNAME	ELEMNAME	JUNIT
2215	57	ERM OF MAIZE	PROCESSED	MT
2219	57	ERM OF MAIZE	PRODUCTION	MT
2219	887	GHEE (FROM COW MILK)	TO STOCKS	MT 1000
2220	887	GHEE (FROM COW MILK)	CALORIE	MT
2221	887	GHEE (FROM COW MILK)	EXPORTS	MT
2222	887	GHEE (FROM COW MILK)	FAT	MT
2223	887	GHEE (FROM COW MILK)	FOOD STOCKS	MT
2224	887	GHEE (FROM COW MILK)	IMPORTS	MT
2225	887	GHEE (FROM COW MILK)	OTHER STOCKS	MT
2226	887	GHEE (FROM COW MILK)	TO STOCKS	MT
2227	720	GINGER	CALORIE	MT 1000
2228	720	GINGER	EXPORTS	MT
2229	720	GINGER	FAT	MT
2230	720	GINGER	FOOD	MT
2231	720	GINGER	IMPORTS	MT
2232	720	GINGER	PRODUCTION	MT
2233	172	GLUCOSE	PROTEIN	MT
2234	172	GLUCOSE	AREA	HA 1000
2235	172	GLUCOSE	CALORIE	MT 1000
2236	172	GLUCOSE	EXPORTS	MT
2237	172	GLUCOSE	EXTR RATE	HG/MT
2238	172	GLUCOSE	FOOD STOCKS	MT
2239	172	GLUCOSE	IMPORTS	MT
2240	172	GLUCOSE	INPUT	MT
2241	172	GLUCOSE	OTHER JTIL	MT
2242	172	GLUCOSE	PRODUCTION	MT
2243	172	GLUCOSE	TO STOCKS	MT
2244	846	LUTEN	EXPORTS	MT
2245	846	LUTEN	AREA	HA
2246	846	LUTEN	CALORIE	HG/MT
2247	846	LUTEN	EXTR RATE	MT
2248	846	LUTEN	FOOD STOCKS	MT
2249	846	LUTEN	IMPORTS	MT
2250	846	LUTEN	INPUT	MT
2251	846	LUTEN	OTHER JTIL	MT
2252	1017	GUAT	PRODUCTION	MT 1000
2253	1017	GUAT	TO STOCKS	MT
2254	1017	GUAT	CALORIE	MT
2255	1017	GUAT	EXPORTS	MT
2256	1017	GUAT	FAT	MT
2257	1017	GUAT	FOOD	MT
2258	1017	GUAT	IMPORTS	MT
2259	1017	GUAT	PRODUCTION	MT
2260	1020	GUAT	PROTEIN	MT
2261	1020	GUAT	SLAUGHTERED	MT
2262	1020	GUAT	CALORIE	MT
2263	1020	GUAT	FAT	MT
2264	1020	GUAT	FOOD ANIMALS	MT
2265	1020	GUAT	MILK	MT
2266	1020	GUAT	PRODUCTION	MT
2267	1020	GUAT	PROTEIN	MT
2268	1020	GUAT	WASTE	MT















VARIABLES PROVENIENTES DE FAO.SUPPLY

OBS	COMMCODE	COMNAME	ELEVNAME	JUNIT
2377	243	GROUNNUTS	EXPORTS	MT
2378	243	EXTR RATE	EXTR RATE	HG/MT
2379	243	FEAT	FEAT	MT
2380	243	FOOD	FOOD	MT
2381	243	FRUM STCKS	FRUM STCKS	MT
2382	243	IMPJRTS	IMPJRTS	MT
2383	243	OP STCKS	OP STCKS	MT
2384	243	PRDUCED	PRDUCED	MT
2385	243	PRDUCION	PRDUCION	MT
2386	243	PROTEIN	PROTEIN	MT
2387	243	PROTEIN	PROTEIN	MT
2388	243	PROTEIN	PROTEIN	MT
2389	243	PROTEIN	PROTEIN	MT
2390	1008	HAIR CARDED	HAIR CARDED	MT
2391	1008	HAIR CARDED	HAIR CARDED	MT
2392	1219	HAIR COARSE	HAIR COARSE	MT
2393	1219	HAIR COARSE	HAIR COARSE	MT
2394	1219	HAIR COARSE	HAIR COARSE	MT
2395	1219	HAIR COARSE	HAIR COARSE	MT
2396	1219	HAIR COARSE	HAIR COARSE	MT
2397	1219	HAIR COARSE	HAIR COARSE	MT
2398	1218	HAIR FINE	HAIR FINE	MT
2399	1218	HAIR FINE	HAIR FINE	MT
2400	1218	HAIR FINE	HAIR FINE	MT
2401	1218	HAIR FINE	HAIR FINE	MT
2402	1100	HAIR OF HORSES	HAIR OF HORSES	MT
2403	1100	HAIR OF HORSES	HAIR OF HORSES	MT
2404	1100	HAIR OF HORSES	HAIR OF HORSES	MT
2405	1100	HAIR OF HORSES	HAIR OF HORSES	MT
2406	1100	HAIR OF HORSES	HAIR OF HORSES	MT
2407	1100	HAIR OF HORSES	HAIR OF HORSES	MT
2408	1100	HAIR OF HORSES	HAIR OF HORSES	MT
2409	857	HAY NON-LEGS	HAY NON-LEGS	MT
2410	2255	HAZELNUTS	HAZELNUTS	MT
2411	2255	HAZELNUTS	HAZELNUTS	MT
2412	2255	HAZELNUTS	HAZELNUTS	MT
2413	2255	HAZELNUTS	HAZELNUTS	MT
2414	2255	HAZELNUTS	HAZELNUTS	MT
2415	2255	HAZELNUTS	HAZELNUTS	MT
2416	2255	HAZELNUTS	HAZELNUTS	MT
2417	2255	HAZELNUTS	HAZELNUTS	MT
2418	2255	HAZELNUTS	HAZELNUTS	MT
2419	2255	HAZELNUTS	HAZELNUTS	MT
2420	2255	HAZELNUTS	HAZELNUTS	MT
2421	2255	HAZELNUTS	HAZELNUTS	MT
2422	2255	HAZELNUTS	HAZELNUTS	MT
2423	2255	HAZELNUTS	HAZELNUTS	MT
2424	2255	HAZELNUTS	HAZELNUTS	MT
2425	2255	HAZELNUTS	HAZELNUTS	MT
2426	2255	HAZELNUTS	HAZELNUTS	MT
2427	2255	HAZELNUTS	HAZELNUTS	MT
2428	2255	HAZELNUTS	HAZELNUTS	MT
2429	2255	HAZELNUTS	HAZELNUTS	MT
2430	777	HEMP FIBRE	HEMP FIBRE	MT



VARIABLES PROVENIENTES DE FAD.SUPPLY

UBS	COMMCODE	COMNAME	ELENAME	UNIT
2431	777	TEMP FIBRE AND TOM	IMPORTS	MT
2432	777	TEMP FIBRE AND TOM	OTHER UTIL	MT
2433	777	TEMP FIBRE AND TOM	PRODUCTION	MT
2434	336	TEMP SEED	YIELD	*KG/HA
2435	336	TEMP SEED	AREA HARV	HA
2436	336	TEMP SEED	EXPORTS	MT
2437	336	TEMP SEED	IMPORTS	MT
2438	336	TEMP SEED	OTHER UTIL	MT
2439	336	TEMP SEED	PRODUCTION	MT
2440	336	TEMP SEED	SEED	MT
2441	336	TEMP SEED	WASTE	MT
2442	1062	TEN EGGS	YIELD	*KG/HA
2443	1062	TEN EGGS	CALDRIE	1000
2444	1062	TEN EGGS	EXPORTS	MT
2445	1062	TEN EGGS	FEAT	MT
2446	1062	TEN EGGS	FOOD	MT
2447	1062	TEN EGGS	FRM HATCHING	MT
2448	1062	TEN EGGS	FRM STOCKS	MT
2449	1062	TEN EGGS	IMPORTS	MT
2450	1062	TEN EGGS	LAYING UTIL	1000
2451	1062	TEN EGGS	POPULATION	1000
2452	1062	TEN EGGS	PRODUCTION	MT
2453	1062	TEN EGGS	PROCESSED	MT
2454	1062	TEN EGGS	PRODUCTION	MT
2455	1062	TEN EGGS	PROFIT	MT
2456	1062	TEN EGGS	STOCKS	MT
2457	1062	TEN EGGS	WASTE	MT
2458	1062	TEN EGGS	WT PER EGG	MT
2459	1062	TEN EGGS	YIELD	100 MG
2460	1215	HIDE SALTED	EXPORTS	MT
2461	1215	HIDE SALTED	FRM STOCKS	MT
2462	1215	HIDE SALTED	IMPORTS	MT
2463	1215	HIDE SALTED	OTHER UTIL	MT
2464	1215	HIDE SALTED	STOCKS	MT
2465	1216	HIDE WET	EXPORTS	MT
2466	1216	HIDE WET	IMPORTS	MT
2467	1216	HIDE WET	OTHER UTIL	MT
2468	1216	HIDE WET	STOCKS	MT
2469	921	HIDE SALTED	EXPORTS	MT
2470	921	HIDE SALTED	FRM STOCKS	MT
2471	921	HIDE SALTED	IMPORTS	MT
2472	921	HIDE SALTED	OTHER UTIL	MT
2473	921	HIDE SALTED	STOCKS	MT
2474	921	HIDE SALTED	WASTE	MT
2475	921	HIDE SALTED	WASTE	MT
2476	1104	HIDE SALTED	EXPORTS	MT
2477	1104	HIDE SALTED	FRM STOCKS	MT
2478	1104	HIDE SALTED	IMPORTS	MT
2479	1104	HIDE SALTED	OTHER UTIL	MT
2480	1104	HIDE SALTED	STOCKS	MT
2481	1104	HIDE SALTED	WASTE	MT
2482	1104	HIDE SALTED	WASTE	MT
2483	1104	HIDE SALTED	WASTE	MT
2484	1922	HIDE SALTED	EXPORTS	MT



0017

30SE-5/85, IICA CIDIA

12:00 MONDAY, SEPTEMBER 30, 1985

VARIABLES PROVENIENTES DE FAO.SJPLY

OB5	COMCODE	COMNAME	ELENAME	JNIT
2485	922	HIDES	EXTR RATE	HG/MT
2486	922	HIDES	IMPORTS	MT
2487	922	HIDES	OTHER UTIL	MT
2488	922	HIDES	PRODUCTION	MT
2490	920	HIDES	EXTR RATE	HG/MT
2492	920	HIDES	EXPORTS	MT
2493	920	HIDES	IMPORTS	MT
2494	920	HIDES	OTHER UTIL	MT
2495	920	HIDES	PRODUCTION	MT
2497	920	HIDES	PRODUCTION	MT
2498	920	HIDES	PRODUCTION	MT
2500	920	HIDES	PRODUCTION	MT
2503	1103	HIDES	WASTE	MT
2504	1103	HIDES	EXTR RATE	HG/MT
2507	1103	HIDES	IMPORTS	MT
2509	1103	HIDES	OTHER UTIL	MT
2510	1103	HIDES	PRODUCTION	MT
2511	1103	HIDES	PRODUCTION	MT
2512	1213	HIDES	EXPORTS	MT
2513	1213	HIDES	EXPORTS	MT
2514	1213	HIDES	EXPORTS	MT
2515	1182	HONEY	OTHER UTIL	1000
2516	1182	HONEY	OTHER UTIL	MT
2517	1182	HONEY	OTHER UTIL	MT
2518	1182	HONEY	OTHER UTIL	MT
2519	1182	HONEY	OTHER UTIL	MT
2520	1182	HONEY	OTHER UTIL	MT
2521	1182	HONEY	OTHER UTIL	MT
2522	677	HIDES	CALORIES	MT
2523	677	HIDES	EXPORTS	MT
2524	677	HIDES	EXPORTS	MT
2525	677	HIDES	EXPORTS	MT
2526	677	HIDES	EXPORTS	MT
2527	677	HIDES	EXPORTS	MT
2528	1102	HIDES	YIELD	*KG/HA
2529	1102	HIDES	EXPORTS	MT
2530	1102	HIDES	EXPORTS	MT
2531	1102	HIDES	EXPORTS	MT
2532	1102	HIDES	EXPORTS	MT
2533	1102	HIDES	EXPORTS	MT
2534	1102	HIDES	EXPORTS	MT
2535	1102	HIDES	EXPORTS	MT
2536	1102	HIDES	EXPORTS	MT
2538	1107	HORSEMEAT	WASTE	*KS/AN



VARIABLES PROVENIENTES DE FAO.SJPPPLY

OBS	COMMCODE	COMMIAME	ELENAME	UNIT
2535	1097	HORSEMEAT	CARCASS WT	*KG/AN
2536	1097	HORSEMEAT	EXPORTS	MT
2537	1097	HORSEMEAT	FAT	MT
2538	1097	HORSEMEAT	FEED	MT
2539	1097	HORSEMEAT	FROM STOCKS	MT
2540	1097	HORSEMEAT	IMPORTS	MT
2541	1097	HORSEMEAT	OTHER UTI-	MT
2542	1097	HORSEMEAT	PROCESSED	MT
2543	1097	HORSEMEAT	PRODUCTION	MT
2544	1097	HORSEMEAT	PROFEINERED	MT
2545	1097	HORSEMEAT	SLAUGHTERED	MT
2546	1097	HORSEMEAT	TO STOCKS	MT
2547	1096	HORSES	BURY	HEAD
2548	1096	HORSES	EXPORTS	HEAD
2549	1096	HORSES	FEMORIS	HEAD
2550	1096	HORSES	IMPORTS	HEAD
2551	1096	HORSES	NAT DEATH	HEAD
2552	1096	HORSES	SLAUGHTERED	HEAD
2553	1096	HORSES	STOCKS	HEAD
2554	1096	HORSES	AREA HARV	HA
2555	1096	HORSES	CARCASS WT	*KG/AV
2556	1096	HORSES	EXPORTS	HEAD
2557	1096	HORSES	FAT	*KG/AV
2558	1096	HORSES	FEED	HEAD
2559	1096	HORSES	FROM STOCKS	HEAD
2560	1096	HORSES	IMPORTS	HEAD
2561	1096	HORSES	OTHER UTI-	HEAD
2562	1096	HORSES	PROCESSED	HEAD
2563	1096	HORSES	PRODUCTION	HEAD
2564	1096	HORSES	PROFEINERED	HEAD
2565	1096	HORSES	SLAUGHTERED	HEAD
2566	1096	HORSES	TO STOCKS	HEAD
2567	1096	HORSES	BURY	HA
2568	1096	HORSES	EXPORTS	*KG/AV
2569	1096	HORSES	FEMORIS	HEAD
2570	1096	HORSES	IMPORTS	*KG/AV
2571	1096	HORSES	NAT DEATH	HEAD
2572	1096	HORSES	SLAUGHTERED	HEAD
2573	1096	HORSES	STOCKS	HEAD
2574	1096	HORSES	AREA HARV	1000
2575	1096	HORSES	CARCASS WT	1000
2576	1096	HORSES	EXPORTS	1000
2577	1096	HORSES	FAT	1000
2578	1096	HORSES	FEED	1000
2579	1096	HORSES	FROM STOCKS	1000
2580	1096	HORSES	IMPORTS	1000
2581	1096	HORSES	OTHER UTI-	1000
2582	1096	HORSES	PROCESSED	1000
2583	1096	HORSES	PRODUCTION	1000
2584	1096	HORSES	PROFEINERED	1000
2585	1096	HORSES	SLAUGHTERED	1000
2586	1096	HORSES	TO STOCKS	1000
2587	1096	HORSES	BURY	MT
2588	1096	HORSES	EXPORTS	MT
2589	1096	HORSES	FEMORIS	MT
2590	1096	HORSES	IMPORTS	MT
2591	1096	HORSES	NAT DEATH	MT
2592	1096	HORSES	SLAUGHTERED	MT
			STOCKS	MT
			AREA HARV	MT
			CARCASS WT	MT
			EXPORTS	MT
			FAT	MT
			FEED	MT
			FROM STOCKS	MT
			IMPORTS	MT
			OTHER UTI-	MT
			PROCESSED	MT
			PRODUCTION	MT
			PROFEINERED	MT
			SLAUGHTERED	MT
			TO STOCKS	MT
			BURY	MT
			EXPORTS	MT
			FEMORIS	MT
			IMPORTS	MT
			NAT DEATH	MT
			SLAUGHTERED	MT
			STOCKS	MT
			AREA HARV	MT
			CARCASS WT	MT
			EXPORTS	MT
			FAT	MT
			FEED	MT
			FROM STOCKS	MT
			IMPORTS	MT
			OTHER UTI-	MT
			PROCESSED	MT
			PRODUCTION	MT
			PROFEINERED	MT
			SLAUGHTERED	MT
			TO STOCKS	MT
			BURY	MT
			EXPORTS	MT
			FEMORIS	MT
			IMPORTS	MT
			NAT DEATH	MT
			SLAUGHTERED	MT
			STOCKS	MT
			AREA HARV	MT
			CARCASS WT	MT
			EXPORTS	MT
			FAT	MT
			FEED	MT
			FROM STOCKS	MT
			IMPORTS	MT
			OTHER UTI-	MT
			PROCESSED	MT
			PRODUCTION	MT
			PROFEINERED	MT
			SLAUGHTERED	MT
			TO STOCKS	MT
			BURY	MT
			EXPORTS	MT
			FEMORIS	MT
			IMPORTS	MT
			NAT DEATH	MT
			SLAUGHTERED	MT
			STOCKS	MT
			AREA HARV	MT
			CARCASS WT	MT
			EXPORTS	MT
			FAT	MT
			FEED	MT
			FROM STOCKS	MT
			IMPORTS	MT
			OTHER UTI-	MT
			PROCESSED	MT
			PRODUCTION	MT
			PROFEINERED	MT
			SLAUGHTERED	MT
			TO STOCKS	MT
			BURY	MT
			EXPORTS	MT
			FEMORIS	MT
			IMPORTS	MT
			NAT DEATH	MT
			SLAUGHTERED	MT
			STOCKS	MT
			AREA HARV	MT
			CARCASS WT	MT
			EXPORTS	MT
			FAT	MT
			FEED	MT
			FROM STOCKS	MT
			IMPORTS	MT
			OTHER UTI-	MT
			PROCESSED	MT
			PRODUCTION	MT
			PROFEINERED	MT
			SLAUGHTERED	MT
			TO STOCKS	MT
			BURY	MT
			EXPORTS	MT
			FEMORIS	MT
			IMPORTS	MT
			NAT DEATH	MT
			SLAUGHTERED	MT
			STOCKS	MT
			AREA HARV	MT
			CARCASS WT	MT
			EXPORTS	MT
			FAT	MT
			FEED	MT
			FROM STOCKS	MT
			IMPORTS	MT
			OTHER UTI-	MT
			PROCESSED	MT
			PRODUCTION	MT
			PROFEINERED	MT
			SLAUGHTERED	MT
			TO STOCKS	MT
			BURY	MT
			EXPORTS	MT
			FEMORIS	MT
			IMPORTS	MT
			NAT DEATH	MT
			SLAUGHTERED	MT
			STOCKS	MT
			AREA HARV	MT
			CARCASS WT	MT
			EXPORTS	MT
			FAT	MT
			FEED	MT
			FROM STOCKS	MT
			IMPORTS	MT
			OTHER UTI-	MT
			PROCESSED	MT
			PRODUCTION	MT
			PROFEINERED	MT
			SLAUGHTERED	MT
			TO STOCKS	MT
			BURY	MT
			EXPORTS	MT
			FEMORIS	MT
			IMPORTS	MT
			NAT DEATH	MT
			SLAUGHTERED	MT
			STOCKS	MT
			AREA HARV	MT
			CARCASS WT	MT
			EXPORTS	MT
			FAT	MT
			FEED	MT
			FROM STOCKS	MT
			IMPORTS	MT
			OTHER UTI-	MT
			PROCESSED	MT
			PRODUCTION	MT
			PROFEINERED	MT
			SLAUGHTERED	MT
			TO STOCKS	MT
			BURY	MT
			EXPORTS	MT
			FEMORIS	MT
			IMPORTS	MT
			NAT DEATH	MT
			SLAUGHTERED	MT
			STOCKS	MT
			AREA HARV	MT
			CARCASS WT	MT
			EXPORTS	MT
			FAT	MT
			FEED	MT
			FROM STOCKS	MT
			IMPORTS	MT
			OTHER UTI-	MT
			PROCESSED	MT
			PRODUCTION	MT
			PROFEINERED	MT
			SLAUGHTERED	MT
			TO STOCKS	MT
			BURY	MT
			EXPORTS	MT
			FEMORIS	MT
			IMPORTS	MT
			NAT DEATH	MT
			SLAUGHTERED	MT
			STOCKS	MT
			AREA HARV	MT
			CARCASS WT	MT
			EXPORTS	MT
			FAT	MT
			FEED	MT
			FROM STOCKS	MT
			IMPORTS	MT
			OTHER UTI-	MT
			PROCESSED	MT
			PRODUCTION	MT
			PROFEINERED	MT
			SLAUGHTERED	MT
			TO STOCKS	MT
			BURY	MT
			EXPORTS	MT
			FEMORIS	MT
			IMPORTS	MT
			NAT DEATH	MT
			SLAUGHTERED	MT
			STOCKS	MT
			AREA HARV	MT
			CARCASS WT	MT
			EXPORTS	MT
			FAT	MT
			FEED	MT
			FROM STOCKS	MT
			IMPORTS	MT
			OTHER UTI-	MT
			PROCESSED	MT
			PRODUCTION	MT
			PROFEINERED	MT
			SLAUGHTERED	MT
			TO STOCKS	MT
			BURY	MT
			EXPORTS	MT
			FEMORIS	MT
			IMPORTS	MT
			NAT DEATH	MT
			SLAUGHTERED	MT
			STOCKS	MT
			AREA HARV	MT
			CARCASS WT	MT
			EXPORTS	MT
			FAT	MT
			FEED	MT
			FROM STOCKS	MT
			IMPORTS	MT
			OTHER UTI-	MT
			PROCESSED	MT
			PRODUCTION	MT
			PROFEINERED	MT
			SLAUGHTERED	MT
			TO STOCKS	MT
			BURY	MT
			EXPORTS	MT
			FEMORIS	MT
			IMPORTS	MT
			NAT DEATH	MT
			SLAUGHTERED	MT
			STOCKS	MT
			AREA HARV	MT
			CARCASS WT	MT
			EXPORTS	MT
			FAT	MT
			FEED	MT
			FROM STOCKS	MT
			IMPORTS	MT
			OTHER UTI-	MT
			PROCESSED	MT
			PRODUCTION	MT
			PROFEINERED	MT
			SLAUGHTERED	MT
			TO STOCKS	MT
			BURY	MT
			EXPORTS	MT
			FEMORIS	MT
			IMPORTS	MT
			NAT DEATH	MT
			SLAUGHTERED	MT
			STOCKS	MT
			AREA HARV	MT
			CARCASS WT	MT
			EXPORTS	MT
			FAT	MT
			FEED	MT
			FROM STOCKS	MT
			IMPORTS	MT
			OTHER UTI-	MT
			PROCESSED	MT
			PRODUCTION	MT
			PROFEINERED	MT
			SLAUGHTERED	MT
			TO STOCKS	MT
			BURY	MT
			EXPORTS	MT
			FEMORIS	MT
			IMPORTS	MT
			NAT DEATH	MT
			SLAUGHTERED	MT
			STOCKS	MT
			AREA HARV	MT
			CARCASS WT	MT
			EXPORTS	MT
			FAT	MT
			FEED	MT
			FROM STOCKS	MT
			IMPORTS	MT
			OTHER UTI-	MT
			PROCESSED	MT
			PRODUCTION	MT
			PROFEINERED	MT
			SLAUGHTERED	MT
			TO STOCKS	MT
			BURY	MT
			EXPORTS	MT
			FEMORIS	MT
			IMPORTS	MT
			NAT DEATH	MT
			SLAUGHTERED	MT
			STOCKS	MT
			AREA HARV	MT
			CARCASS WT	MT
			EXPORTS	MT
			FAT	MT
			FEED	MT
			FROM STOCKS	MT






0049

3)SE\_5/85, LICA CIDIA

12:00 WJNDAY, SEPTEMBER 30, 1985

VARIABLES PROVENIENTES DE FAD-SJPLY

OBS	COMCODE	COMNAME	ELENAME	UNIT
2593	109	INFANT FOOD	PROTEIN	MT
2594	466	JUICE OF VEGETABLES	TO STOCKS	MT
2595	466	JUICE OF VEGETABLES	AREA	HA
2596	466	JUICE OF VEGETABLES	EXPORTS	1000
2597	466	JUICE OF VEGETABLES	EXTR RATE	MT
2598	466	JUICE OF VEGETABLES	FAT	HG/MT
2599	466	JUICE OF VEGETABLES	FOOD	MT
2600	466	JUICE OF VEGETABLES	FRM STOCKS	MT
2601	466	JUICE OF VEGETABLES	IMPRTS	MT
2602	466	JUICE OF VEGETABLES	INPJCTN	MT
2603	466	JUICE OF VEGETABLES	PRDCTN	MT
2604	466	JUICE OF VEGETABLES	TU STOCKS	MT
2605	466	JUICE OF VEGETABLES	AREA HARV	HA
2606	466	JUICE OF VEGETABLES	EXPORTS	MT
2607	780	JUTE	FRM STOCKS	MT
2608	780	JUTE	IMPRTS	MT
2609	780	JUTE	OTHER UTIL	MT
2610	780	JUTE	PRDCTN	MT
2611	780	JUTE	TU STOCKS	MT
2612	780	JUTE	AREA HARV	HA
2613	780	JUTE	EXPORTS	MT
2614	780	JUTE	FRM STOCKS	MT
2615	782	JUTE-LIKE	YIELD HARV	*KG/HA
2616	782	JUTE-LIKE	AREA HARV	HA
2617	782	JUTE-LIKE	EXPORTS	MT
2618	782	JUTE-LIKE	IMPRTS	MT
2619	782	JUTE-LIKE	OTHER UTIL	MT
2620	782	JUTE-LIKE	PRDCTN	MT
2621	173	LACTOSE	YIELD	*KG/HA
2622	173	LACTOSE	EXPORTS	MT
2623	173	LACTOSE	EXTR RATE	HG/MT
2624	173	LACTOSE	FOOD	MT
2625	173	LACTOSE	IMPRTS	MT
2626	173	LACTOSE	INPUT	MT
2627	173	LACTOSE	OTHER UTIL	MT
2628	173	LACTOSE	PRDCTN	MT
2629	1043	LARD	AREA	HA
2630	1043	LARD	EXPORTS	1000
2631	1043	LARD	EXTR RATE	MT
2632	1043	LARD	FAT	HG/MT
2633	1043	LARD	FOOD	MT
2634	1043	LARD	FRM STOCKS	MT
2635	1043	LARD	IMPRTS	MT
2636	1043	LARD	INPJCTN	MT
2637	1043	LARD	OP STOCKS	MT
2638	1043	LARD	OTHER UTIL	MT
2639	1043	LARD	OTHER UTIL	MT
2640	1043	LARD	PRDCTN	MT
2641	1043	LARD	TU STOCKS	MT
2642	1221	LARD AND STEARINE OIL	WASTE	MT
2643	1221	LARD AND STEARINE OIL	EXPORTS	MT
2644	1221	LARD AND STEARINE OIL	IMPRTS	MT
2645	1217	LEATHER USED AND WASTE	OTHER UTIL	MT
2646	1217	LEATHER USED AND WASTE	EXPORTS	MT



0050

30SE\_5/85, IICA CIDIA

12:00 MONDAY, SEPTEMBER 30, 1985 30

VARIABLES PROVENIENTES DE FAD-SUPPLY


UBS	CON:HCODE	COM:NAME	ELENAME	UNIT
2647	1217	LEATHER USED	IMPOR TS	MT
2648	1217	LEATHER AND WASTE	OTHER JTIL	MT
2649	499	LEMONS AND WASTE	CALOR IE	MT 1000
2650	499	LEMONS RATED	EXTR RATE	HG/MT
2651	499	LEMONS RATED	FAT	MT
2652	499	LEMONS RATED	FOOD	MT
2653	499	LEMONS RATED	IMPOR TS	MT
2654	499	LEMONS RATED	PROJCT ION	MT
2655	499	LEMONS RATED	PROTEIN	MT
2656	499	LEMONS RATED	CALOR IE	MT
2657	499	LEMONS RATED	EXTR RATE	MT
2658	498	LEMONS RATED	FAT	MT 1000
2659	498	LEMONS RATED	FOOD	HG/MT
2660	498	LEMONS RATED	IMPOR TS	MT
2661	498	LEMONS RATED	PROJCT ION	MT
2662	498	LEMONS RATED	PROTEIN	MT
2663	498	LEMONS RATED	CALOR IE	MT
2664	498	LEMONS RATED	EXTR RATE	MT
2665	498	LEMONS RATED	FAT	MT
2666	498	LEMONS RATED	FOOD	MT
2667	498	LEMONS RATED	IMPOR TS	MT
2668	498	LEMONS RATED	PROJCT ION	MT
2669	498	LEMONS RATED	PROTEIN	MT
2670	497	LEMONS AND	TU ST HARV	MT
2671	497	LEMONS AND	AREA HARV	MT
2672	497	LEMONS AND	CALOR IE	MT 1000
2673	497	LEMONS AND	EXTR RATE	MT
2674	497	LEMONS AND	FOOD	MT
2675	497	LEMONS AND	IMPOR TS	MT
2676	497	LEMONS AND	PROJCT ION	MT
2677	497	LEMONS AND	PROCESSED	MT
2678	497	LEMONS AND	PROJCT ION	MT
2679	497	LEMONS AND	PROTEIN	MT
2680	497	LEMONS AND	TU ST HARV	MT
2681	497	LEMONS AND	AREA HARV	MT
2682	497	LEMONS AND	CALOR IE	MT *KG/HA
2683	201	LENTILS	AREA HARV	HA
2684	201	LENTILS	CALOR IE	HA 1000
2685	201	LENTILS	EXTR RATE	MT
2686	201	LENTILS	FAT	MT
2687	201	LENTILS	FOOD	MT
2688	201	LENTILS	IMPOR TS	MT
2689	201	LENTILS	PROJCT ION	MT
2690	201	LENTILS	PROTEIN	MT
2691	201	LENTILS	SEED	MT
2692	201	LENTILS	TU ST HARV	MT
2693	201	LENTILS	AREA HARV	MT *KG/HA
2694	201	LENTILS	CALOR IE	HA 1000
2695	372	LENTILS	EXTR RATE	MT
2696	372	LENTILS	FAT	MT
2697	372	LENTILS	FOOD	MT
2698	372	LENTILS	IMPOR TS	MT
2699	372	LENTILS	PROJCT ION	MT
2700	372	LENTILS	PROTEIN	MT















VARIABLES PROVENIENTES DE FAO.SJPLY

UBS	CUMCODE	COMNAME	ELEMNAME	JNIT
2809	571	MARGARIN	IMPOR TIS	MT
2810	571	MARGARIN	PRDUCESD	MT
2811	571	MARGARIN	PRDUCED	MT
2812	571	MARGARIN	PRDUCED	MT
2813	571	MARGARIN	PRDUCED	MT
2814	571	MARGARIN	PRDUCED	MT
2815	566	MARGARIN	PRDUCED	MT
2816	566	MARGARIN	PRDUCED	MT
2817	566	MARGARIN	PRDUCED	MT
2818	566	MARGARIN	PRDUCED	MT
2819	566	MARGARIN	PRDUCED	MT
2820	566	MARGARIN	PRDUCED	MT
2821	566	MARGARIN	PRDUCED	MT
2822	566	MARGARIN	PRDUCED	MT
2823	566	MARGARIN	PRDUCED	MT
2824	566	MARGARIN	PRDUCED	MT
2825	566	MARGARIN	PRDUCED	MT
2826	566	MARGARIN	PRDUCED	MT
2827	566	MARGARIN	PRDUCED	MT
2828	566	MARGARIN	PRDUCED	MT
2829	566	MARGARIN	PRDUCED	MT
2830	566	MARGARIN	PRDUCED	MT
2831	566	MARGARIN	PRDUCED	MT
2832	566	MARGARIN	PRDUCED	MT
2833	566	MARGARIN	PRDUCED	MT
2834	566	MARGARIN	PRDUCED	MT
2835	566	MARGARIN	PRDUCED	MT
2836	566	MARGARIN	PRDUCED	MT
2837	566	MARGARIN	PRDUCED	MT
2838	566	MARGARIN	PRDUCED	MT
2839	566	MARGARIN	PRDUCED	MT
2840	566	MARGARIN	PRDUCED	MT
2841	566	MARGARIN	PRDUCED	MT
2842	566	MARGARIN	PRDUCED	MT
2843	566	MARGARIN	PRDUCED	MT
2844	566	MARGARIN	PRDUCED	MT
2845	566	MARGARIN	PRDUCED	MT
2846	566	MARGARIN	PRDUCED	MT
2847	566	MARGARIN	PRDUCED	MT
2848	566	MARGARIN	PRDUCED	MT
2849	566	MARGARIN	PRDUCED	MT
2850	566	MARGARIN	PRDUCED	MT
2851	566	MARGARIN	PRDUCED	MT
2852	566	MARGARIN	PRDUCED	MT
2853	566	MARGARIN	PRDUCED	MT
2854	566	MARGARIN	PRDUCED	MT
2855	566	MARGARIN	PRDUCED	MT
2856	566	MARGARIN	PRDUCED	MT
2857	566	MARGARIN	PRDUCED	MT
2858	566	MARGARIN	PRDUCED	MT
2859	566	MARGARIN	PRDUCED	MT
2860	566	MARGARIN	PRDUCED	MT
2861	566	MARGARIN	PRDUCED	MT
2862	566	MARGARIN	PRDUCED	MT




VARIABLES PROVENIENTES DE FAD.SJPP.Y

UBS	COMMCODE	CUMYNAME	ELEMNAME	UNIT
2863	1544	MARIN	PROTEIN	MT
2865	1542	MARIN	TJ	MT
2866	1542	MARIN	EXTR	MT
2867	1542	MARIN	EXTR	MT
2868	1542	MARIN	EXTR	MT
2869	1542	MARIN	EXTR	MT
2870	1542	MARIN	EXTR	MT
2871	1542	MARIN	EXTR	MT
2872	1542	MARIN	EXTR	MT
2873	1542	MARIN	EXTR	MT
2874	1541	MARIN	EXTR	1000
2875	1541	MARIN	EXTR	1000
2876	1541	MARIN	EXTR	1000
2877	1541	MARIN	EXTR	1000
2878	1541	MARIN	EXTR	1000
2879	1541	MARIN	EXTR	1000
2880	1541	MARIN	EXTR	1000
2881	1541	MARIN	EXTR	1000
2882	1549	MARIN	EXTR	1000
2883	1547	MARIN	EXTR	1000
2884	1547	MARIN	EXTR	1000
2885	1547	MARIN	EXTR	1000
2886	1547	MARIN	EXTR	1000
2887	1547	MARIN	EXTR	1000
2888	1547	MARIN	EXTR	1000
2889	1547	MARIN	EXTR	1000
2890	1546	MARIN	EXTR	1000
2891	1546	MARIN	EXTR	1000
2892	1546	MARIN	EXTR	1000
2893	1546	MARIN	EXTR	1000
2894	1546	MARIN	EXTR	1000
2895	1548	MARIN	EXTR	1000
2896	1548	MARIN	EXTR	1000
2897	1548	MARIN	EXTR	1000
2898	1548	MARIN	EXTR	1000
2899	1543	MARIN	EXTR	1000
2900	1543	MARIN	EXTR	1000
2901	1543	MARIN	EXTR	1000
2902	1543	MARIN	EXTR	1000
2903	1543	MARIN	EXTR	1000
2904	1550	MARIN	EXTR	1000
2905	1550	MARIN	EXTR	1000
2906	671	MARIN	EXTR	1000
2907	671	MARIN	EXTR	1000
2908	671	MARIN	EXTR	1000
2909	671	MARIN	EXTR	1000
2910	671	MARIN	EXTR	1000
2911	671	MARIN	EXTR	1000
2912	671	MARIN	EXTR	1000
2913	1761	MARIN	EXTR	1000
2914	1761	MARIN	EXTR	1000
2915	1061	MARIN	EXTR	1000








VARIABLES PROVENIENTES DE FAO-SUPPLY

OBS	COMM CODE	COM NAME	ELE NAME	UNIT
2971	1151	MEAT OF OTHER RODENTS	FAT	MT
2972	1151	MEAT OF OTHER RODENTS	PRODUCTION	MT
2973	1151	MEAT OF OTHER RODENTS	PROTEIN	MT
2974	1151	MEAT OF OTHER RODENTS	SALUGHTERED	MT
2975	1151	MEAT OF OTHER RODENTS	CAJGHTERED	1000
2976	1089	MEAT OF POULTRY EXCL HEN	FAT	MT
2977	1089	MEAT OF POULTRY EXCL HEN	PRODUCTION	MT
2978	1089	MEAT OF POULTRY EXCL HEN	PROTEIN	MT
2979	1089	MEAT OF POULTRY EXCL HEN	CAJGHTERED	1000
2980	1089	MEAT OF POULTRY EXCL HEN	EXTR RATE	MT
2981	1060	MEAT PREPARATIONS CHICK	FAT	MT
2982	1060	MEAT PREPARATIONS CHICK	PRODUCTION	MT
2983	1060	MEAT PREPARATIONS CHICK	PROTEIN	MT
2984	1060	MEAT PREPARATIONS CHICK	CAJGHTERED	1000
2985	1060	MEAT PREPARATIONS CHICK	EXTR RATE	MT
2986	1060	MEAT PREPARATIONS CHICK	FAT	HG/MT
2987	1060	MEAT PREPARATIONS CHICK	PRODUCTION	MT
2988	1060	MEAT PREPARATIONS CHICK	PROTEIN	MT
2989	1060	MEAT PREPARATIONS CHICK	CAJGHTERED	1000
2990	1042	MEAT PREPARATIONS PIGS	FAT	MT
2991	1042	MEAT PREPARATIONS PIGS	PRODUCTION	MT
2992	1042	MEAT PREPARATIONS PIGS	PROTEIN	MT
2993	1042	MEAT PREPARATIONS PIGS	CAJGHTERED	1000
2994	1042	MEAT PREPARATIONS PIGS	EXTR RATE	MT
2995	1042	MEAT PREPARATIONS PIGS	FAT	HG/MT
2996	1042	MEAT PREPARATIONS PIGS	PRODUCTION	MT
2997	1042	MEAT PREPARATIONS PIGS	PROTEIN	MT
2998	1042	MEAT PREPARATIONS PIGS	CAJGHTERED	1000
2999	1042	MEAT PREPARATIONS PIGS	EXTR RATE	MT
3000	1042	MEAT PREPARATIONS PIGS	FAT	HG/MT
3001	1042	MEAT PREPARATIONS PIGS	PRODUCTION	MT
3002	1042	MEAT PREPARATIONS PIGS	PROTEIN	MT
3003	1042	MEAT PREPARATIONS PIGS	CAJGHTERED	1000
3004	1172	MEAT PREPARED NES	AREA	MT
3005	1172	MEAT PREPARED NES	CAJGHTERED	1000
3006	1172	MEAT PREPARED NES	EXTR RATE	MT
3007	1172	MEAT PREPARED NES	FAT	HG/MT
3008	1172	MEAT PREPARED NES	FRUM STOCKS	MT
3009	1172	MEAT PREPARED NES	FRUM STOCKS	MT
3010	1172	MEAT PREPARED NES	IMPJRT	MT
3011	1172	MEAT PREPARED NES	IMPJRT	MT
3012	1172	MEAT PREPARED NES	PRODUCTION	MT
3013	1172	MEAT PREPARED NES	PROTEIN	MT
3014	1172	MEAT PREPARED NES	TO STOCKS	MT
3015	1164	MEAT, DRIED, NES	AREA	MT
3016	1164	MEAT, DRIED, NES	CAJGHTERED	1000
3017	1164	MEAT, DRIED, NES	EXTR RATE	MT
3018	1164	MEAT, DRIED, NES	FAT	HG/MT
3019	1164	MEAT, DRIED, NES	FRUM STOCKS	MT
3020	1164	MEAT, DRIED, NES	FRUM STOCKS	MT
3021	1164	MEAT, DRIED, NES	IMPJRT	MT
3022	1164	MEAT, DRIED, NES	IMPJRT	MT
3023	1164	MEAT, DRIED, NES	PRODUCTION	MT
3024	1164	MEAT, DRIED, NES	PROTEIN	MT





0057

BOSE\_5/85,IICA CIDIA


12:00 MONDAY, SEPTEMBER 30, 1985 57

VARIABLES PROVENIENTES DE FAO.SUPPLY

UCL	COMCODE	COMNAME	ELENAME	UNIT
3025	1815	MILK AND PROD	CALORIE	1000
3026	1815	MILK AND PROD	FAT	MT
3027	1815	MILK AND PROD	PROTEIN	MT
3028	31	MILLED PADDY	CALORIS	MT
3029	31	MILLED PADDY	EXPORTS	MT
3030	31	MILLED PADDY	EXTR RATE	HG/MT
3031	31	MILLED PADDY	FAT	MT
3032	31	MILLED PADDY	FEED	MT
3033	31	MILLED PADDY	FROM STOCKS	MT
3034	31	MILLED PADDY	IMPORTS	MT
3035	31	MILLED PADDY	INPJT	MT
3036	31	MILLED PADDY	OTHER UTIL	MT
3037	31	MILLED PADDY	PROCESSED	MT
3038	31	MILLED PADDY	PRODUCTION	MT
3039	31	MILLED PADDY	PROTEIN	MT
3040	31	MILLED PADDY	TU STOCKS	MT
3041	31	MILLED PADDY	WASTE	MT
3042	29	MILLED/HUSKED	WASTE	MT
3043	29	MILLED/HUSKED	CALORIE	1000
3044	29	MILLED/HUSKED	EXTR RATE	HG/MT
3045	29	MILLED/HUSKED	FAT	MT
3046	29	MILLED/HUSKED	FEED	MT
3047	29	MILLED/HUSKED	FOOD	MT
3048	29	MILLED/HUSKED	INPJT	MT
3049	29	MILLED/HUSKED	PROTEIN	MT
3050	29	MILLED/HUSKED	AREA HARV	HA
3051	79	MILLET	AREA SQM	HA
3052	79	MILLET	EXPORTS	MT
3053	79	MILLET	FEED	MT
3054	79	MILLET	FROM STOCKS	MT
3055	79	MILLET	IMPORTS	MT
3056	79	MILLET	PRODUCTION	MT
3057	79	MILLET	SEED	MT
3058	79	MILLET	TU STOCKS	MT
3059	79	MILLET	WASTE	MT
3060	103	MILLET	WASTE	MT
3061	103	MIXED GRAIN	YIELD	*KG/HA
3062	103	MIXED GRAIN	AREA HARV	HA
3063	103	MIXED GRAIN	FEED	MT
3064	103	MIXED GRAIN	PRODUCTION	MT
3065	103	MIXED GRAIN	SEED	MT
3066	103	MIXED GRAIN	YIELD	*KG/HA
3067	1562	MILKUSSES	BREED/BAIT	MT
3068	1562	MILKUSSES	CALORIE	1000
3069	1562	MILKUSSES	EXPORTS	MT
3070	1562	MILKUSSES	FAT	MT
3071	1562	MILKUSSES	FEED	MT
3072	1562	MILKUSSES	IMPORTS	MT
3073	1562	MILKUSSES	OTHER UTIL	MT
3074	1562	MILKUSSES	PROCESSED	MT
3075	1562	MILKUSSES	PRODUCTION	MT
3076	1562	MILKUSSES	PROTEIN	MT
3077	1562	MILKUSSES	AREA	HA
3078	165	MILKUSSES	CALORIE	1000
3079	165	MILKUSSES	AREA	HA
3080	165	MILKUSSES	EXPORTS	MT
3081	165	MILKUSSES	FAT	MT
3082	165	MILKUSSES	FEED	MT
3083	165	MILKUSSES	IMPORTS	MT
3084	165	MILKUSSES	OTHER UTIL	MT
3085	165	MILKUSSES	PROCESSED	MT
3086	165	MILKUSSES	PRODUCTION	MT
3087	165	MILKUSSES	PROTEIN	MT
3088	165	MILKUSSES	AREA	HA
3089	165	MILKUSSES	CALORIE	1000
3090	165	MILKUSSES	EXPORTS	MT
3091	165	MILKUSSES	FAT	MT
3092	165	MILKUSSES	FEED	MT
3093	165	MILKUSSES	IMPORTS	MT
3094	165	MILKUSSES	OTHER UTIL	MT
3095	165	MILKUSSES	PROCESSED	MT
3096	165	MILKUSSES	PRODUCTION	MT
3097	165	MILKUSSES	PROTEIN	MT
3098	165	MILKUSSES	AREA	HA
3099	165	MILKUSSES	CALORIE	1000
3100	165	MILKUSSES	EXPORTS	MT
3101	165	MILKUSSES	FAT	MT
3102	165	MILKUSSES	FEED	MT
3103	165	MILKUSSES	IMPORTS	MT
3104	165	MILKUSSES	OTHER UTIL	MT
3105	165	MILKUSSES	PROCESSED	MT
3106	165	MILKUSSES	PRODUCTION	MT
3107	165	MILKUSSES	PROTEIN	MT
3108	165	MILKUSSES	AREA	HA
3109	165	MILKUSSES	CALORIE	1000
3110	165	MILKUSSES	EXPORTS	MT
3111	165	MILKUSSES	FAT	MT
3112	165	MILKUSSES	FEED	MT
3113	165	MILKUSSES	IMPORTS	MT
3114	165	MILKUSSES	OTHER UTIL	MT
3115	165	MILKUSSES	PROCESSED	MT
3116	165	MILKUSSES	PRODUCTION	MT
3117	165	MILKUSSES	PROTEIN	MT
3118	165	MILKUSSES	AREA	HA
3119	165	MILKUSSES	CALORIE	1000
3120	165	MILKUSSES	EXPORTS	MT
3121	165	MILKUSSES	FAT	MT
3122	165	MILKUSSES	FEED	MT
3123	165	MILKUSSES	IMPORTS	MT
3124	165	MILKUSSES	OTHER UTIL	MT
3125	165	MILKUSSES	PROCESSED	MT
3126	165	MILKUSSES	PRODUCTION	MT
3127	165	MILKUSSES	PROTEIN	MT
3128	165	MILKUSSES	AREA	HA
3129	165	MILKUSSES	CALORIE	1000
3130	165	MILKUSSES	EXPORTS	MT
3131	165	MILKUSSES	FAT	MT
3132	165	MILKUSSES	FEED	MT
3133	165	MILKUSSES	IMPORTS	MT
3134	165	MILKUSSES	OTHER UTIL	MT
3135	165	MILKUSSES	PROCESSED	MT
3136	165	MILKUSSES	PRODUCTION	MT
3137	165	MILKUSSES	PROTEIN	MT
3138	165	MILKUSSES	AREA	HA
3139	165	MILKUSSES	CALORIE	1000
3140	165	MILKUSSES	EXPORTS	MT
3141	165	MILKUSSES	FAT	MT
3142	165	MILKUSSES	FEED	MT
3143	165	MILKUSSES	IMPORTS	MT
3144	165	MILKUSSES	OTHER UTIL	MT
3145	165	MILKUSSES	PROCESSED	MT
3146	165	MILKUSSES	PRODUCTION	MT
3147	165	MILKUSSES	PROTEIN	MT
3148	165	MILKUSSES	AREA	HA
3149	165	MILKUSSES	CALORIE	1000
3150	165	MILKUSSES	EXPORTS	MT
3151	165	MILKUSSES	FAT	MT
3152	165	MILKUSSES	FEED	MT
3153	165	MILKUSSES	IMPORTS	MT
3154	165	MILKUSSES	OTHER UTIL	MT
3155	165	MILKUSSES	PROCESSED	MT
3156	165	MILKUSSES	PRODUCTION	MT
3157	165	MILKUSSES	PROTEIN	MT
3158	165	MILKUSSES	AREA	HA
3159	165	MILKUSSES	CALORIE	1000
3160	165	MILKUSSES	EXPORTS	MT
3161	165	MILKUSSES	FAT	MT
3162	165	MILKUSSES	FEED	MT
3163	165	MILKUSSES	IMPORTS	MT
3164	165	MILKUSSES	OTHER UTIL	MT
3165	165	MILKUSSES	PROCESSED	MT
3166	165	MILKUSSES	PRODUCTION	MT
3167	165	MILKUSSES	PROTEIN	MT
3168	165	MILKUSSES	AREA	HA
3169	165	MILKUSSES	CALORIE	1000
3170	165	MILKUSSES	EXPORTS	MT
3171	165	MILKUSSES	FAT	MT
3172	165	MILKUSSES	FEED	MT
3173	165	MILKUSSES	IMPORTS	MT
3174	165	MILKUSSES	OTHER UTIL	MT
3175	165	MILKUSSES	PROCESSED	MT
3176	165	MILKUSSES	PRODUCTION	MT
3177	165	MILKUSSES	PROTEIN	MT
3178	165	MILKUSSES	AREA	HA
3179	165	MILKUSSES	CALORIE	1000
3180	165	MILKUSSES	EXPORTS	MT
3181	165	MILKUSSES	FAT	MT
3182	165	MILKUSSES	FEED	MT
3183	165	MILKUSSES	IMPORTS	MT
3184	165	MILKUSSES	OTHER UTIL	MT
3185	165	MILKUSSES	PROCESSED	MT
3186	165	MILKUSSES	PRODUCTION	MT
3187	165	MILKUSSES	PROTEIN	MT
3188	165	MILKUSSES	AREA	HA
3189	165	MILKUSSES	CALORIE	1000
3190	165	MILKUSSES	EXPORTS	MT
3191	165	MILKUSSES	FAT	MT
3192	165	MILKUSSES	FEED	MT
3193	165	MILKUSSES	IMPORTS	MT
3194	165	MILKUSSES	OTHER UTIL	MT
3195	165	MILKUSSES	PROCESSED	MT
3196	165	MILKUSSES	PRODUCTION	MT
3197	165	MILKUSSES	PROTEIN	MT
3198	165	MILKUSSES	AREA	HA
3199	165	MILKUSSES	CALORIE	1000
3200	165	MILKUSSES	EXPORTS	MT
3201	165	MILKUSSES	FAT	MT
3202	165	MILKUSSES	FEED	MT
3203	165	MILKUSSES	IMPORTS	MT
3204	165	MILKUSSES	OTHER UTIL	MT
3205	165	MILKUSSES	PROCESSED	MT
3206	165	MILKUSSES	PRODUCTION	MT
3207	165	MILKUSSES	PROTEIN	MT
3208	165	MILKUSSES	AREA	HA
3209	165	MILKUSSES	CALORIE	1000
3210	165	MILKUSSES	EXPORTS	MT
3211	165	MILKUSSES	FAT	MT
3212	165	MILKUSSES	FEED	MT
3213	165	MILKUSSES	IMPORTS	MT
3214	165	MILKUSSES	OTHER UTIL	MT
3215	165	MILKUSSES	PROCESSED	MT
3216	165	MILKUSSES	PRODUCTION	MT
3217	165	MILKUSSES	PROTEIN	MT
3218	165	MILKUSSES	AREA	HA
3219	165	MILKUSSES	CALORIE	1000
3220	165	MILKUSSES	EXPORTS	MT
3221	165	MILKUSSES	FAT	MT
3222	165	MILKUSSES	FEED	MT
3223	165	MILKUSSES	IMPORTS	MT
3224	165	MILKUSSES	OTHER UTIL	MT
3225	165	MILKUSSES	PROCESSED	MT
3226	165	MILKUSSES	PRODUCTION	MT
3227	165	MILKUSSES	PROTEIN	MT
3228	165	MILKUSSES	AREA	HA
3229	165	MILKUSSES	CALORIE	1000
3230	165	MILKUSSES	EXPORTS	MT
3231	165	MILKUSSES	FAT	MT
3232	165	MILKUSSES	FEED	MT
3233	165	MILKUSSES	IMPORTS	MT
3234	165	MILKUSSES	OTHER UTIL	MT
3235	165	MILKUSSES	PROCESSED	MT
3236	165	MILKUSSES	PRODUCTION	MT
3237	165	MILKUSSES	PROTEIN	MT
3238	165	MILKUSSES	AREA	HA
3239	165	MILKUSSES	CALORIE	1000
3240	165	MILKUSSES	EXPORTS	MT
3241	165	MILKUSSES	FAT	MT
3242	165	MILKUSSES	FEED	MT
3243	165	MILKUSSES	IMPORTS	MT
3244	165	MILKUSSES	OTHER UTIL	MT
3245	165	MILKUSSES	PROCESSED	MT
3246	165	MILKUSSES	PRODUCTION	MT
3247	165	MILKUSSES	PROTEIN	MT
3248	165	MILKUSSES	AREA	HA
3249	165	MILKUSSES	CALORIE	1000
3250	165	MILKUSSES	EXPORTS	MT
3251	165	MILKUSSES	FAT	MT
3252	165	MILKUSSES	FEED	MT
3253	165	MILKUSSES	IMPORTS	MT
3254	165	MILKUSSES	OTHER UTIL	MT
3255	165	MILKUSSES	PROCESSED	MT
3256	165	MILKUSSES	PRODUCTION	MT
3257	165	MILKUSSES	PROTEIN	MT
3258	165	MILKUSSES	AREA	HA
3259	165	MILKUSSES	CALORIE	1000
3260	165	MILKUSSES	EXPORTS	MT
3261	165	MILKUSSES	FAT	MT
3262	165	MILKUSSES	FEED	MT
3263	165	MILKUSSES	IMPORTS	MT
3264	165	MILKUSSES	OTHER UTIL	MT
3265	165	MILKUSSES	PROCESSED	MT
3266	165	MILKUSSES	PRODUCTION	MT
3267	165	MILKUSSES	PROTEIN	MT
3268	165	MILKUSSES	AREA	HA
3269	165	MILKUSSES	CALORIE	1000
3270	165	MILKUSSES	EXPORTS	MT
3271	165	MILKUSSES	FAT	MT
3272	165	MILKUSSES	FEED	MT
3273	165	MILKUSSES	IMPORTS	MT
3274	165	MILKUSSES	OTHER UTIL	MT
3275	165	MILKUSSES	PROCESSED	MT
3276	165	MILKUSSES	PRODUCTION	MT
3277	165	MILKUSSES	PROTEIN	MT
3278	165	MILKUSSES	AREA	HA
3279	165	MILKUSSES	CALORIE	1000
3280	165	MILKUSSES	EXPORTS	MT
3281	165	MILKUSSES	FAT	MT
3282	165	MILKUSSES	FEED	MT
3283	165	MILKUSSES	IMPORTS	MT
3284	165	MILKUSSES	OTHER UTIL	MT
3285	165	MILKUSSES	PROCESSED	MT
3286	165	MILKUSSES	PRODUCTION	MT
3287	165	MILKUSSES	PROTEIN	MT
3288	165	MILKUSSES	AREA	HA
3289	165	MILKUSSES	CALORIE	1000
3290	165	MILKUSSES	EXPORTS	MT
3291	165	MILKUSSES	FAT	MT
3292	165	MILKUSSES	FEED	MT
3293	165	MILKUSSES	IMPORTS	MT
3294	165	MILKUSSES	OTHER UTIL	MT
3295	165	MILKUSSES	PROCESSED	MT
3296	165	MILKUSSES	PRODUCTION	MT
3297	165	MILKUSSES	PROTEIN	MT
32				








VARIABLES PROVENIENTES DE FAU.SJPLY

UDS	COM1MGDE	COM1NAME	ELEMNAME	UNIT
3133	563	MUST OF	INPUT	MT
3134	563	MUST OF	PRODUCT DN	MT
3135	292	MUSTARD	PROTEIN	MT
3136	292	MUSTARD	AREA HARV	HA
3137	292	MUSTARD	CALORIE	1000
3138	292	MUSTARD	EXPORTS	MT
3139	292	MUSTARD	FAT	MT
3140	292	MUSTARD	FROM STOCKS	MT
3141	292	MUSTARD	IMPORTS	MT
3142	292	MUSTARD	OTHER JTIL	MT
3143	292	MUSTARD	PROCESSED	MT
3144	292	MUSTARD	PRODUCTION	MT
3145	292	MUSTARD	PROTEIN	MT
3146	292	MUSTARD	SEED	MT
3147	292	MUSTARD	TU STOCKS	MT
3148	292	MUSTARD	WASTE	MT
3149	292	MUSTARD	YIELD	*KG/HA
3150	977	MUTTON AND	CALORIE	1000
3151	977	MUTTON AND	CARCASS WT	*KG/AN
3152	977	MUTTON AND	EXPORTS	MT
3153	977	MUTTON AND	FAT	MT
3154	977	MUTTON AND	FROM STOCKS	MT
3155	977	MUTTON AND	IMPORTS	MT
3156	977	MUTTON AND	LAMB	MT
3157	977	MUTTON AND	LAMB	MT
3158	977	MUTTON AND	LAMB	MT
3159	977	MUTTON AND	LAMB	MT
3160	977	MUTTON AND	LAMB	MT
3161	977	MUTTON AND	LAMB	MT
3162	839	NATURAL	SLAUGHTERED	HEAD
3163	839	NATURAL	TU STOCKS	MT
3164	839	NATURAL	EXPORTS	MT
3165	839	NATURAL	IMPORTS	MT
3166	839	NATURAL	OTHER JTIL	MT
3167	836	NATURAL	PRODUCT DN	MT
3168	836	NATURAL	EXPORTS	MT
3169	836	NATURAL	IMPORTS	MT
3170	836	NATURAL	OTHER JTIL	MT
3171	836	NATURAL	PRODUCT DN	MT
3172	836	NATURAL	EXPORTS	MT
3173	836	NATURAL	IMPORTS	MT
3174	702	NUTMEG	PRODUCT DN	1000
3175	702	NUTMEG	CALORIE	MT
3176	702	NUTMEG	EXPORTS	MT
3177	702	NUTMEG	FAT	MT
3178	702	NUTMEG	FROM STOCKS	MT
3179	702	NUTMEG	IMPORTS	MT
3180	702	NUTMEG	OTHER JTIL	MT
3181	702	NUTMEG	PRODUCT DN	MT
3182	234	NUTS NEESS	TU STOCKS	HA
3183	234	NUTS NEESS	AREA HARV	1000
3184	234	NUTS NEESS	EXPORTS	MT
3185	234	NUTS NEESS	FAT	MT
3186	234	NUTS NEESS	FROM STOCKS	MT
3187	234	NUTS NEESS	IMPORTS	MT
3188	234	NUTS NEESS	OTHER JTIL	MT
3189	234	NUTS NEESS	PRODUCT DN	MT
3190	234	NUTS NEESS	TU STOCKS	MT
3191	234	NUTS NEESS	AREA HARV	1000
3192	234	NUTS NEESS	EXPORTS	MT
3193	234	NUTS NEESS	FAT	MT
3194	234	NUTS NEESS	FROM STOCKS	MT
3195	234	NUTS NEESS	IMPORTS	MT
3196	234	NUTS NEESS	OTHER JTIL	MT
3197	234	NUTS NEESS	PRODUCT DN	MT
3198	234	NUTS NEESS	TU STOCKS	MT
3199	234	NUTS NEESS	AREA HARV	1000
3200	234	NUTS NEESS	EXPORTS	MT
3201	234	NUTS NEESS	FAT	MT
3202	234	NUTS NEESS	FROM STOCKS	MT
3203	234	NUTS NEESS	IMPORTS	MT
3204	234	NUTS NEESS	OTHER JTIL	MT
3205	234	NUTS NEESS	PRODUCT DN	MT
3206	234	NUTS NEESS	TU STOCKS	MT
3207	234	NUTS NEESS	AREA HARV	1000
3208	234	NUTS NEESS	EXPORTS	MT
3209	234	NUTS NEESS	FAT	MT
3210	234	NUTS NEESS	FROM STOCKS	MT
3211	234	NUTS NEESS	IMPORTS	MT
3212	234	NUTS NEESS	OTHER JTIL	MT
3213	234	NUTS NEESS	PRODUCT DN	MT
3214	234	NUTS NEESS	TU STOCKS	MT
3215	234	NUTS NEESS	AREA HARV	1000
3216	234	NUTS NEESS	EXPORTS	MT
3217	234	NUTS NEESS	FAT	MT
3218	234	NUTS NEESS	FROM STOCKS	MT
3219	234	NUTS NEESS	IMPORTS	MT
3220	234	NUTS NEESS	OTHER JTIL	MT
3221	234	NUTS NEESS	PRODUCT DN	MT
3222	234	NUTS NEESS	TU STOCKS	MT
3223	234	NUTS NEESS	AREA HARV	1000
3224	234	NUTS NEESS	EXPORTS	MT
3225	234	NUTS NEESS	FAT	MT
3226	234	NUTS NEESS	FROM STOCKS	MT
3227	234	NUTS NEESS	IMPORTS	MT
3228	234	NUTS NEESS	OTHER JTIL	MT
3229	234	NUTS NEESS	PRODUCT DN	MT
3230	234	NUTS NEESS	TU STOCKS	MT
3231	234	NUTS NEESS	AREA HARV	1000
3232	234	NUTS NEESS	EXPORTS	MT
3233	234	NUTS NEESS	FAT	MT
3234	234	NUTS NEESS	FROM STOCKS	MT
3235	234	NUTS NEESS	IMPORTS	MT
3236	234	NUTS NEESS	OTHER JTIL	MT
3237	234	NUTS NEESS	PRODUCT DN	MT
3238	234	NUTS NEESS	TU STOCKS	MT
3239	234	NUTS NEESS	AREA HARV	1000
3240	234	NUTS NEESS	EXPORTS	MT
3241	234	NUTS NEESS	FAT	MT
3242	234	NUTS NEESS	FROM STOCKS	MT
3243	234	NUTS NEESS	IMPORTS	MT
3244	234	NUTS NEESS	OTHER JTIL	MT
3245	234	NUTS NEESS	PRODUCT DN	MT
3246	234	NUTS NEESS	TU STOCKS	MT
3247	234	NUTS NEESS	AREA HARV	1000
3248	234	NUTS NEESS	EXPORTS	MT
3249	234	NUTS NEESS	FAT	MT
3250	234	NUTS NEESS	FROM STOCKS	MT
3251	234	NUTS NEESS	IMPORTS	MT
3252	234	NUTS NEESS	OTHER JTIL	MT
3253	234	NUTS NEESS	PRODUCT DN	MT
3254	234	NUTS NEESS	TU STOCKS	MT
3255	234	NUTS NEESS	AREA HARV	1000
3256	234	NUTS NEESS	EXPORTS	MT
3257	234	NUTS NEESS	FAT	MT
3258	234	NUTS NEESS	FROM STOCKS	MT
3259	234	NUTS NEESS	IMPORTS	MT
3260	234	NUTS NEESS	OTHER JTIL	MT
3261	234	NUTS NEESS	PRODUCT DN	MT
3262	234	NUTS NEESS	TU STOCKS	MT
3263	234	NUTS NEESS	AREA HARV	1000
3264	234	NUTS NEESS	EXPORTS	MT
3265	234	NUTS NEESS	FAT	MT
3266	234	NUTS NEESS	FROM STOCKS	MT
3267	234	NUTS NEESS	IMPORTS	MT
3268	234	NUTS NEESS	OTHER JTIL	MT
3269	234	NUTS NEESS	PRODUCT DN	MT
3270	234	NUTS NEESS	TU STOCKS	MT
3271	234	NUTS NEESS	AREA HARV	1000
3272	234	NUTS NEESS	EXPORTS	MT
3273	234	NUTS NEESS	FAT	MT
3274	234	NUTS NEESS	FROM STOCKS	MT
3275	234	NUTS NEESS	IMPORTS	MT
3276	234	NUTS NEESS	OTHER JTIL	MT
3277	234	NUTS NEESS	PRODUCT DN	MT
3278	234	NUTS NEESS	TU STOCKS	MT
3279	234	NUTS NEESS	AREA HARV	1000
3280	234	NUTS NEESS	EXPORTS	MT
3281	234	NUTS NEESS	FAT	MT
3282	234	NUTS NEESS	FROM STOCKS	MT
3283	234	NUTS NEESS	IMPORTS	MT
3284	234	NUTS NEESS	OTHER JTIL	MT
3285	234	NUTS NEESS	PRODUCT DN	MT
3286	234	NUTS NEESS	TU STOCKS	MT
3287	234	NUTS NEESS	AREA HARV	1000
3288	234	NUTS NEESS	EXPORTS	MT
3289	234	NUTS NEESS	FAT	MT
3290	234	NUTS NEESS	FROM STOCKS	MT
3291	234	NUTS NEESS	IMPORTS	MT
3292	234	NUTS NEESS	OTHER JTIL	MT
3293	234	NUTS NEESS	PRODUCT DN	MT
3294	234	NUTS NEESS	TU STOCKS	MT
3295	234	NUTS NEESS	AREA HARV	1000
3296	234	NUTS NEESS	EXPORTS	MT
3297	234	NUTS NEESS	FAT	MT
3298	234	NUTS NEESS	FROM STOCKS	MT
3299	234	NUTS NEESS	IMPORTS	MT
3300	234	NUTS NEESS	OTHER JTIL	MT
3301	234	NUTS NEESS	PRODUCT DN	MT
3302	234	NUTS NEESS	TU STOCKS	MT
3303	234	NUTS NEESS	AREA HARV	1000
3304	234	NUTS NEESS	EXPORTS	MT
3305	234	NUTS NEESS	FAT	MT
3306	234	NUTS NEESS	FROM STOCKS	MT
3307	234	NUTS NEESS	IMPORTS	MT
3308	234	NUTS NEESS	OTHER JTIL	MT
3309	234	NUTS NEESS	PRODUCT DN	MT
3310	234	NUTS NEESS	TU STOCKS	MT
3311	234	NUTS NEESS	AREA HARV	1000
3312	234	NUTS NEESS	EXPORTS	MT
3313	234	NUTS NEESS	FAT	MT
3314	234	NUTS NEESS	FROM STOCKS	MT
3315	234	NUTS NEESS	IMPORTS	MT
3316	234	NUTS NEESS	OTHER JTIL	MT
3317	234	NUTS NEESS	PRODUCT DN	MT
3318	234	NUTS NEESS	TU STOCKS	MT
3319	234	NUTS NEESS	AREA HARV	1000
3320	234	NUTS NEESS	EXPORTS	MT
3321	234	NUTS NEESS	FAT	MT
3322	234	NUTS NEESS	FROM STOCKS	MT
3323	234	NUTS NEESS	IMPORTS	MT
3324	234	NUTS NEESS	OTHER JTIL	MT
3325	234	NUTS NEESS	PRODUCT DN	MT
3326	234	NUTS NEESS	TU STOCKS	MT
3327	234	NUTS NEESS	AREA HARV	1000
3328	234	NUTS NEESS	EXPORTS	MT
3329	234	NUTS NEESS	FAT	MT
3330	234	NUTS NEESS	FROM STOCKS	MT
3331	234	NUTS NEESS	IMPORTS	MT
3332	234	NUTS NEESS	OTHER JTIL	MT
3333	234	NUTS NEESS	PRODUCT DN	MT
3334	234	NUTS NEESS	TU STOCKS	MT
3335	234	NUTS NEESS	AREA HARV	1000
3336	234	NUTS NEESS	EXPORTS	MT
3337	234	NUTS NEESS	FAT	MT
3338	234	NUTS NEESS	FROM STOCKS	MT
3339	234	NUTS NEESS	IMPORTS	MT
3340	234	NUTS NEESS	OTHER JTIL	MT
3341	234	NUTS NEESS	PRODUCT DN	MT
3342	234	NUTS NEESS	TU STOCKS	MT
3343	234	NUTS NEESS	AREA HARV	1000
3344	234	NUTS NEESS	EXPORTS	MT
3345	234	NUTS NEESS	FAT	MT
3346	234	NUTS NEESS	FROM STOCKS	MT
3347	234	NUTS NEESS	IMPORTS	MT
3348	234	NUTS NEESS	OTHER JTIL	MT
3349	234	NUTS NEESS	PRODUCT DN	MT
3350	234	NUTS NEESS	TU STOCKS	MT
3351	234	NUTS NEESS	AREA HARV	1000
3352	234	NUTS NEESS	EXPORTS	MT
3353	234	NUTS NEESS	FAT	MT
3354	234	NUTS NEESS	FROM STOCKS	MT
3355	234	NUTS NEESS	IMPORTS	MT
3356	234	NUTS NEESS	OTHER JTIL	MT
3357	234	NUTS NEESS	PRODUCT DN	MT
3358	234	NUTS NEESS	TU STOCKS	MT
3359	234	NUTS NEESS	AREA HARV	1000
3360	234	NUTS NEESS	EXPORTS	MT
3361	234	NUTS NEESS	FAT	MT
3362	234	NUTS NEESS	FROM STOCKS	MT
3363	234	NUTS NEESS	IMPORTS	MT
3364	234	NUTS NEESS	OTHER JTIL	MT
3365	234	NUTS NEESS	PRODUCT DN	MT
3366	234	NUTS NEESS	TU STOCKS	MT
3367	234	NUTS NEESS	AREA HARV	1000
3368	234	NUTS NEESS	EXPORTS	MT
3369	234	NUTS NEESS	FAT	MT
3370	234	NUTS NEESS	FROM STOCKS	MT
3371	234	NUTS NEESS	IMPORTS	MT
3372	234	NUTS NEESS	OTHER JTIL	MT
3373	234	NUTS NEESS	PRODUCT DN	MT
3374	234	NUTS NEESS	TU STOCKS	MT
3375	234	NUTS NEESS	AREA HARV	1000
3376	234	NUTS NEESS	EXPORTS	MT
3377	234	NUTS NEESS	FAT	MT
3378	234	NUTS NEESS	FROM STOCKS	MT
3379	234	NUTS NEESS	IMPORTS	MT
3380	234	NUTS NEESS	OTHER JTIL	MT
3381	234	NUTS NEESS	PRODUCT DN	MT
3382	234	NUTS NEESS	TU STOCKS	MT
3383	234	NUTS NEESS	AREA HARV	1000
3384	234	NUTS NEESS	EXPORTS	MT
3385	234	NUTS NEESS	FAT	MT
3386	234	NUTS NEESS	FROM STOCKS	MT
3387	234	NUTS NEESS	IMPORTS	MT
3388	234	NUTS NEESS	OTHER JTIL	MT
3389	234	NUTS NEESS	PRODUCT DN	MT
3390	234	NUTS NEESS	TU STOCKS	MT
3391	234	NUTS NEESS	AREA HARV	1000
3392	234	NUTS NEESS	EXPORTS	MT
3393	234	NUTS NEESS	FAT	MT
3394	234	NUTS NEESS	FROM STOCKS	MT
3395	234	NUTS NEESS	IMPORTS	MT
3396	234	NUTS NEESS	OTHER JTIL	MT
3397	234	NUTS NEESS	PRODUCT DN	MT
3398	234	NUTS NEESS	TU STOCKS	MT
3399	234	NUTS NEESS	AREA HARV	1000
3400	234	NUTS NEESS	EXPORTS	




0000

BOISE\_5/85,IICA CIDIA

12:00 MONDAY, SEPTEMBER 30, 1985 50

VARIABLES PROVENIENTES DE FAD.SUPPLY

Obs	COMMNUCLE	COMMNAME	ELEMNAME	UNIT
3107	234	NUTS	FROM STOCKS	MT
3108	234	NUTS	IMPORTED	MT
3109	234	NUTS	PRODUCTIN	MT
3110	234	NUTS	PROTEIN	MT
3111	234	NUTS	TU STOCKS	MT
3112	234	NUTS	WASTE	MT
3113	234	NUTS	YILLD	*KG/HA
3114	75	JATS	AREA HARV	HA
3115	75	JATS	AREA SUMN	HA
3116	75	JATS	EXPORTS	MT
3117	75	JATS	FEED	MT
3118	75	JATS	FROM STOCKS	MT
3119	75	JATS	IMPORTED	MT
3120	75	JATS	PRODUCTIN	MT
3121	75	JATS	PRODUCTION	MT
3122	75	JATS	SLED STOCKS	MT
3123	75	JATS	TU STOCKS	MT
3124	75	JATS	WASTE	MT
3125	75	JATS	YIELD	*KG/HA
3126	76	OATS	CALORIE	1000
3127	76	OATS	EXPIR RATE	MT
3128	76	OATS	FAT	HG/MT
3129	76	OATS	FEED	MT
3130	76	OATS	FUMPTS	MT
3131	76	OATS	IMPORTED	MT
3132	76	OATS	PRODUCTIN	MT
3133	76	OATS	PRODUCTION	MT
3134	76	OATS	PROTEIN	MT
3135	76	OATS	TU STOCKS	MT
3136	76	OATS	WASTE	MT
3137	76	OATS	YIELD	*KG/HA
3138	1074	FEALS	CALORIE	1000
3139	1074	FEALS	FAT	MT
3140	1074	FEALS	FEED	MT
3141	1074	FEALS	IMPORTED	MT
3142	1059	FEALS	PROTEIN	MT
3143	1059	FEALS	PROTEIN	1000
3144	1059	FEALS	EXPYIELD	MT
3145	1059	FEALS	FAT	100MG
3146	1059	FEALS	FEED	MT
3147	1059	FEALS	IMPORTED	MT
3148	1059	FEALS	PRODUCTIN	MT
3149	1059	FEALS	PRODUCTION	MT
3150	1059	FEALS	SLAJHTERED	1000
3151	1167	FEALS	CALORIE	MT
3152	1167	FEALS	EXPORTS	MT
3153	1167	FEALS	FAT	MT
3154	1167	FEALS	FEED	MT
3155	1167	FEALS	FROM STOCKS	MT
3156	1167	FEALS	IMPORTED	MT
3157	1167	FEALS	PROTEIN	MT
3158	1167	FEALS	TU STOCKS	MT
3159	1167	FEALS	WASTE	MT
3160	1167	FEALS	YIELD	MT
3161	1167	FEALS	YIELD	MT
3162	1167	FEALS	YIELD	MT
3163	1167	FEALS	YIELD	MT
3164	1167	FEALS	YIELD	MT
3165	1167	FEALS	YIELD	MT
3166	1167	FEALS	YIELD	MT
3167	1167	FEALS	YIELD	MT
3168	1167	FEALS	YIELD	MT
3169	1167	FEALS	YIELD	MT
3170	1167	FEALS	YIELD	MT
3171	1167	FEALS	YIELD	MT
3172	1167	FEALS	YIELD	MT
3173	1167	FEALS	YIELD	MT
3174	1167	FEALS	YIELD	MT
3175	1167	FEALS	YIELD	MT
3176	1167	FEALS	YIELD	MT
3177	1167	FEALS	YIELD	MT
3178	1167	FEALS	YIELD	MT
3179	1167	FEALS	YIELD	MT
3180	1167	FEALS	YIELD	MT
3181	1167	FEALS	YIELD	MT
3182	1167	FEALS	YIELD	MT
3183	1167	FEALS	YIELD	MT
3184	1167	FEALS	YIELD	MT
3185	1167	FEALS	YIELD	MT
3186	1167	FEALS	YIELD	MT
3187	1167	FEALS	YIELD	MT
3188	1167	FEALS	YIELD	MT
3189	1167	FEALS	YIELD	MT
3190	1167	FEALS	YIELD	MT
3191	1167	FEALS	YIELD	MT
3192	1167	FEALS	YIELD	MT
3193	1167	FEALS	YIELD	MT
3194	1167	FEALS	YIELD	MT
3195	1167	FEALS	YIELD	MT
3196	1167	FEALS	YIELD	MT
3197	1167	FEALS	YIELD	MT
3198	1167	FEALS	YIELD	MT
3199	1167	FEALS	YIELD	MT
3200	1167	FEALS	YIELD	MT
3201	1167	FEALS	YIELD	MT
3202	1167	FEALS	YIELD	MT
3203	1167	FEALS	YIELD	MT
3204	1167	FEALS	YIELD	MT
3205	1167	FEALS	YIELD	MT
3206	1167	FEALS	YIELD	MT
3207	1167	FEALS	YIELD	MT
3208	1167	FEALS	YIELD	MT
3209	1167	FEALS	YIELD	MT
3210	1167	FEALS	YIELD	MT
3211	1167	FEALS	YIELD	MT
3212	1167	FEALS	YIELD	MT
3213	1167	FEALS	YIELD	MT
3214	1167	FEALS	YIELD	MT
3215	1167	FEALS	YIELD	MT
3216	1167	FEALS	YIELD	MT
3217	1167	FEALS	YIELD	MT
3218	1167	FEALS	YIELD	MT
3219	1167	FEALS	YIELD	MT
3220	1167	FEALS	YIELD	MT
3221	1167	FEALS	YIELD	MT
3222	1167	FEALS	YIELD	MT
3223	1167	FEALS	YIELD	MT
3224	1167	FEALS	YIELD	MT
3225	1167	FEALS	YIELD	MT
3226	1167	FEALS	YIELD	MT
3227	1167	FEALS	YIELD	MT
3228	1167	FEALS	YIELD	MT
3229	1167	FEALS	YIELD	MT
3230	1167	FEALS	YIELD	MT
3231	1167	FEALS	YIELD	MT
3232	1167	FEALS	YIELD	MT
3233	1167	FEALS	YIELD	MT
3234	1167	FEALS	YIELD	MT
3235	1167	FEALS	YIELD	MT
3236	1167	FEALS	YIELD	MT
3237	1167	FEALS	YIELD	MT
3238	1167	FEALS	YIELD	MT
3239	1167	FEALS	YIELD	MT
3240	1167	FEALS	YIELD	MT
3241	1167	FEALS	YIELD	MT
3242	1167	FEALS	YIELD	MT
3243	1167	FEALS	YIELD	MT
3244	1167	FEALS	YIELD	MT
3245	1167	FEALS	YIELD	MT
3246	1167	FEALS	YIELD	MT
3247	1167	FEALS	YIELD	MT
3248	1167	FEALS	YIELD	MT
3249	1167	FEALS	YIELD	MT
3250	1167	FEALS	YIELD	MT
3251	1167	FEALS	YIELD	MT
3252	1167	FEALS	YIELD	MT
3253	1167	FEALS	YIELD	MT
3254	1167	FEALS	YIELD	MT
3255	1167	FEALS	YIELD	MT
3256	1167	FEALS	YIELD	MT
3257	1167	FEALS	YIELD	MT
3258	1167	FEALS	YIELD	MT
3259	1167	FEALS	YIELD	MT
3260	1167	FEALS	YIELD	MT
3261	1167	FEALS	YIELD	MT
3262	1167	FEALS	YIELD	MT
3263	1167	FEALS	YIELD	MT
3264	1167	FEALS	YIELD	MT
3265	1167	FEALS	YIELD	MT
3266	1167	FEALS	YIELD	MT
3267	1167	FEALS	YIELD	MT
3268	1167	FEALS	YIELD	MT
3269	1167	FEALS	YIELD	MT
3270	1167	FEALS	YIELD	MT
3271	1167	FEALS	YIELD	MT
3272	1167	FEALS	YIELD	MT
3273	1167	FEALS	YIELD	MT
3274	1167	FEALS	YIELD	MT
3275	1167	FEALS	YIELD	MT
3276	1167	FEALS	YIELD	MT
3277	1167	FEALS	YIELD	MT
3278	1167	FEALS	YIELD	MT
3279	1167	FEALS	YIELD	MT
3280	1167	FEALS	YIELD	MT
3281	1167	FEALS	YIELD	MT
3282	1167	FEALS	YIELD	MT
3283	1167	FEALS	YIELD	MT
3284	1167	FEALS	YIELD	MT
3285	1167	FEALS	YIELD	MT
3286	1167	FEALS	YIELD	MT
3287	1167	FEALS	YIELD	MT
3288	1167	FEALS	YIELD	MT
3289	1167	FEALS	YIELD	MT
3290	1167	FEALS	YIELD	MT
3291	1167	FEALS	YIELD	MT
3292	1167	FEALS	YIELD	MT
3293	1167	FEALS	YIELD	MT
3294	1167	FEALS	YIELD	MT
3295	1167	FEALS	YIELD	MT
3296	1167	FEALS	YIELD	MT
3297	1167	FEALS	YIELD	MT
3298	1167	FEALS	YIELD	MT
3299	1167	FEALS	YIELD	MT
3300	1167	FEALS	YIELD	MT
3301	1167	FEALS	YIELD	MT
3302	1167	FEALS	YIELD	MT
3303	1167	FEALS	YIELD	MT
3304	1167	FEALS	YIELD	MT
3305	1167	FEALS	YIELD	MT
3306	1167	FEALS	YIELD	MT
3307	1167	FEALS	YIELD	MT
3308	1167	FEALS	YIELD	MT
3309	1167	FEALS	YIELD	MT
3310	1167	FEALS	YIELD	MT
3311	1167	FEALS	YIELD	MT
3312	1167	FEALS	YIELD	MT
3313	1167	FEALS	YIELD	MT
3314	1167	FEALS	YIELD	MT
3315	1167	FEALS	YIELD	MT
3316	1167	FEALS	YIELD	MT
3317	1167	FEALS	YIELD	MT
3318	1167	FEALS	YIELD	MT
3319	1167	FEALS	YIELD	MT
3320	1167	FEALS	YIELD	MT
3321	1167	FEALS	YIELD	MT
3322	1167	FEALS	YIELD	MT
3323	1167	FEALS	YIELD	MT
3324	1167	FEALS	YIELD	MT
3325	1167	FEALS	YIELD	MT
3326	1167	FEALS	YIELD	MT
3327	1167	FEALS	YIELD	MT
3328	1167	FEALS	YIELD	MT
3329	1167	FEALS	YIELD	MT
3330	1167	FEALS	YIELD	MT
3331	1167	FEALS	YIELD	MT
3332	1167	FEALS	YIELD	MT
3333	1167	FEALS	YIELD	MT
3334	1167	FEALS	YIELD	MT
3335	1167	FEALS	YIELD	MT
3336	1167	FEALS	YIELD	MT
3337	1167	FEALS	YIELD	MT
3338	1167	FEALS	YIELD	MT
3339	1167	FEALS	YIELD	MT
3340	1167	FEALS	YIELD	MT
3341	1167	FEALS	YIELD	MT
3342	1167	FEALS	YIELD	MT
3343	1167	FEALS	YIELD	MT
3344	1167	FEALS	YIELD	MT
3345	1167	FEALS	YIELD	MT
3346	1167	FEALS	YIELD	MT
3347	1167	FEALS	YIELD	MT
3348	1167	FEALS	YIELD	MT
3349	1167	FEALS	YIELD	MT
3350	1167	FEALS	YIELD	MT
3351	1167	FEALS	YIELD	MT
3352	1167	FEALS	YIELD	MT
3353	1167	FEALS	YIELD	MT
3354	1167	FEALS	YIELD	MT
3355	1167	FEALS	YIELD	MT
3356	1167	FEALS	YIELD	MT
3357	1167	FEALS	YIELD	MT
3358	1167	FEALS	YIELD	MT
3359	1167	FEALS	YIELD	MT
3360	1167	FEALS	YIELD	MT
3361	1167	FEALS	YIELD	MT
3362	1167	FEALS	YIELD	MT
3363	1167	FEALS	YIELD	MT
3364	1167	FEALS	YIELD	MT
3365	1167	FEALS	YIELD	MT
3366	1167	FEALS	YIELD	MT
3367	1167	FEALS	YIELD	MT
3368	1167	FEALS	YIELD	MT
3369	1167	FEALS	YIELD	MT
3370	1167	FEALS	YIELD	MT
3371	1167	FEALS	YIELD	MT
3372	1167	FEALS	YIELD	MT
3373	1167	FEALS	YIELD	MT
3374	1167	FEALS	YIELD	MT
3375	1167	FEALS	YIELD	MT
3376	1167	FEALS	YIELD	MT
3377	1167	FEALS	YIELD	MT
3378	1167	FEALS	YIELD	MT
3379	1167	FEALS	YIELD	MT
3380	1167	FEALS	YIELD	MT
3381	1167	FEALS	YIELD	MT
3382	1167	FEALS	YIELD	MT
3383	1167	FEALS	YIELD	MT
3384	1167	FEALS	YIELD	MT
3385	1167	FEALS	YIELD	MT
3386	1167	FEALS	YIELD	MT
3387	1167	FEALS	YIELD	MT
3388	1167	FEALS	YIELD	MT
3389	1167			





VARIABLES PROVENIENTES DE FAO.SJPPY

OBS	COMMCJUE	COMMI ME	EDIBLE	ELE4NAME	JUNIT
3241	868	OFFALS	CATTLE	CALDRIE	100J
3242	868	OFFALS	CATTLE	EXPORTS	MT
3243	868	OFFALS	CATTLE	F/O YIELD	HG
3244	868	OFFALS	CATTLE	FAT	MT
3245	868	OFFALS	CATTLE	FEED	MT
3246	868	OFFALS	CATTLE	FROM STOCKS	MT
3247	868	OFFALS	CATTLE	IMPORTS	MT
3248	868	OFFALS	CATTLE	IMPROV	MT
3249	868	OFFALS	CATTLE	JTIL	MT
3250	868	OFFALS	CATTLE	OTHER	MT
3251	868	OFFALS	CATTLE	PRODUCTION	MT
3252	868	OFFALS	CATTLE	PROTEIN	MT
3253	868	OFFALS	CATTLE	SLAUGHTERED	MT
3254	868	OFFALS	CATTLE	STOCKS	MT
3255	1018	OFFALS	GOATS	WASTE	MT
3256	1018	OFFALS	GOATS	CALDRIE	1000
3257	1018	OFFALS	GOATS	F/O YIELD	HG
3258	1018	OFFALS	GOATS	FAT	MT
3259	1018	OFFALS	GOATS	FUDD	MT
3260	1098	OFFALS	GOATS	PRODUCTION	MT
3261	1098	OFFALS	GOATS	PROTEIN	MT
3262	1098	OFFALS	GOATS	SLAUGHTERED	MT
3263	1098	OFFALS	GOATS	HEAD	MT
3264	1098	OFFALS	GOATS	1000	MT
3265	1098	OFFALS	GOATS	EXPORTS	MT
3266	1098	OFFALS	GOATS	F/O YIELD	HG
3267	1098	OFFALS	HORSES	FAT	MT
3268	1098	OFFALS	HORSES	FEED	MT
3269	1098	OFFALS	HORSES	FOOD	MT
3270	1098	OFFALS	HORSES	OTHER	MT
3271	1098	OFFALS	HORSES	PRODUCTION	MT
3272	1098	OFFALS	HORSES	PROTEIN	MT
3273	1098	OFFALS	HORSES	SLAUGHTERED	MT
3274	1098	OFFALS	HORSES	HEAD	MT
3275	1159	OFFALS	CAMELIDS	CALDRIE	1000
3276	1159	OFFALS	CAMELIDS	EXPORTS	MT
3277	1159	OFFALS	CAMELIDS	F/O YIELD	HG
3278	1159	OFFALS	CAMELIDS	FAT	MT
3279	1159	OFFALS	CAMELIDS	FUDD	MT
3280	1159	OFFALS	CAMELIDS	PRODUCTION	MT
3281	1159	OFFALS	CAMELIDS	PROTEIN	MT
3282	1159	OFFALS	CAMELIDS	SLAUGHTERED	MT
3283	1159	OFFALS	CAMELIDS	HEAD	MT
3284	1159	OFFALS	CAMELIDS	1000	MT
3285	1036	OFFALS	PIGS	CALDRIE	1000
3286	1036	OFFALS	PIGS	EXPORTS	MT
3287	1036	OFFALS	PIGS	F/O YIELD	HG
3288	1036	OFFALS	PIGS	FAT	MT
3289	1036	OFFALS	PIGS	FEED	MT
3290	1036	OFFALS	PIGS	FROM STOCKS	MT
3291	1036	OFFALS	PIGS	IMPORTS	MT
3292	1036	OFFALS	PIGS	IMPROV	MT
3293	1036	OFFALS	PIGS	JTIL	MT
3294	1036	OFFALS	PIGS	OTHER	MT
3295	1036	OFFALS	PIGS	PRODUCTION	MT
3296	1036	OFFALS	PIGS	PROTEIN	MT
3297	1036	OFFALS	PIGS	SLAUGHTERED	MT
3298	1036	OFFALS	PIGS	HEAD	MT
3299	1036	OFFALS	PIGS	1000	MT
3300	1036	OFFALS	PIGS	EXPORTS	MT
3301	1036	OFFALS	PIGS	F/O YIELD	HG
3302	1036	OFFALS	PIGS	FAT	MT
3303	1036	OFFALS	PIGS	FEED	MT
3304	1036	OFFALS	PIGS	FOOD	MT
3305	1036	OFFALS	PIGS	OTHER	MT
3306	1036	OFFALS	PIGS	PRODUCTION	MT
3307	1036	OFFALS	PIGS	PROTEIN	MT
3308	1036	OFFALS	PIGS	SLAUGHTERED	MT
3309	1036	OFFALS	PIGS	HEAD	MT
3310	1036	OFFALS	PIGS	1000	MT
3311	1036	OFFALS	PIGS	EXPORTS	MT
3312	1036	OFFALS	PIGS	F/O YIELD	HG
3313	1036	OFFALS	PIGS	FAT	MT
3314	1036	OFFALS	PIGS	FEED	MT
3315	1036	OFFALS	PIGS	FOOD	MT
3316	1036	OFFALS	PIGS	OTHER	MT
3317	1036	OFFALS	PIGS	PRODUCTION	MT
3318	1036	OFFALS	PIGS	PROTEIN	MT
3319	1036	OFFALS	PIGS	SLAUGHTERED	MT
3320	1036	OFFALS	PIGS	HEAD	MT
3321	1036	OFFALS	PIGS	1000	MT
3322	1036	OFFALS	PIGS	EXPORTS	MT
3323	1036	OFFALS	PIGS	F/O YIELD	HG
3324	1036	OFFALS	PIGS	FAT	MT
3325	1036	OFFALS	PIGS	FEED	MT
3326	1036	OFFALS	PIGS	FOOD	MT
3327	1036	OFFALS	PIGS	OTHER	MT
3328	1036	OFFALS	PIGS	PRODUCTION	MT
3329	1036	OFFALS	PIGS	PROTEIN	MT
3330	1036	OFFALS	PIGS	SLAUGHTERED	MT
3331	1036	OFFALS	PIGS	HEAD	MT
3332	1036	OFFALS	PIGS	1000	MT
3333	1036	OFFALS	PIGS	EXPORTS	MT
3334	1036	OFFALS	PIGS	F/O YIELD	HG
3335	1036	OFFALS	PIGS	FAT	MT
3336	1036	OFFALS	PIGS	FEED	MT
3337	1036	OFFALS	PIGS	FOOD	MT
3338	1036	OFFALS	PIGS	OTHER	MT
3339	1036	OFFALS	PIGS	PRODUCTION	MT
3340	1036	OFFALS	PIGS	PROTEIN	MT
3341	1036	OFFALS	PIGS	SLAUGHTERED	MT
3342	1036	OFFALS	PIGS	HEAD	MT
3343	1036	OFFALS	PIGS	1000	MT
3344	1036	OFFALS	PIGS	EXPORTS	MT
3345	1036	OFFALS	PIGS	F/O YIELD	HG
3346	1036	OFFALS	PIGS	FAT	MT
3347	1036	OFFALS	PIGS	FEED	MT
3348	1036	OFFALS	PIGS	FOOD	MT
3349	1036	OFFALS	PIGS	OTHER	MT
3350	1036	OFFALS	PIGS	PRODUCTION	MT
3351	1036	OFFALS	PIGS	PROTEIN	MT
3352	1036	OFFALS	PIGS	SLAUGHTERED	MT
3353	1036	OFFALS	PIGS	HEAD	MT
3354	1036	OFFALS	PIGS	1000	MT
3355	1036	OFFALS	PIGS	EXPORTS	MT
3356	1036	OFFALS	PIGS	F/O YIELD	HG
3357	1036	OFFALS	PIGS	FAT	MT
3358	1036	OFFALS	PIGS	FEED	MT
3359	1036	OFFALS	PIGS	FOOD	MT
3360	1036	OFFALS	PIGS	OTHER	MT
3361	1036	OFFALS	PIGS	PRODUCTION	MT
3362	1036	OFFALS	PIGS	PROTEIN	MT
3363	1036	OFFALS	PIGS	SLAUGHTERED	MT
3364	1036	OFFALS	PIGS	HEAD	MT
3365	1036	OFFALS	PIGS	1000	MT
3366	1036	OFFALS	PIGS	EXPORTS	MT
3367	1036	OFFALS	PIGS	F/O YIELD	HG
3368	1036	OFFALS	PIGS	FAT	MT
3369	1036	OFFALS	PIGS	FEED	MT
3370	1036	OFFALS	PIGS	FOOD	MT
3371	1036	OFFALS	PIGS	OTHER	MT
3372	1036	OFFALS	PIGS	PRODUCTION	MT
3373	1036	OFFALS	PIGS	PROTEIN	MT
3374	1036	OFFALS	PIGS	SLAUGHTERED	MT
3375	1036	OFFALS	PIGS	HEAD	MT
3376	1036	OFFALS	PIGS	1000	MT
3377	1036	OFFALS	PIGS	EXPORTS	MT
3378	1036	OFFALS	PIGS	F/O YIELD	HG
3379	1036	OFFALS	PIGS	FAT	MT
3380	1036	OFFALS	PIGS	FEED	MT
3381	1036	OFFALS	PIGS	FOOD	MT
3382	1036	OFFALS	PIGS	OTHER	MT
3383	1036	OFFALS	PIGS	PRODUCTION	MT
3384	1036	OFFALS	PIGS	PROTEIN	MT
3385	1036	OFFALS	PIGS	SLAUGHTERED	MT
3386	1036	OFFALS	PIGS	HEAD	MT
3387	1036	OFFALS	PIGS	1000	MT
3388	1036	OFFALS	PIGS	EXPORTS	MT
3389	1036	OFFALS	PIGS	F/O YIELD	HG
3390	1036	OFFALS	PIGS	FAT	MT
3391	1036	OFFALS	PIGS	FEED	MT
3392	1036	OFFALS	PIGS	FOOD	MT
3393	1036	OFFALS	PIGS	OTHER	MT
3394	1036	OFFALS	PIGS	PRODUCTION	MT
3395	1036	OFFALS	PIGS	PROTEIN	MT
3396	1036	OFFALS	PIGS	SLAUGHTERED	MT
3397	1036	OFFALS	PIGS	HEAD	MT
3398	1036	OFFALS	PIGS	1000	MT
3399	1036	OFFALS	PIGS	EXPORTS	MT
3400	1036	OFFALS	PIGS	F/O YIELD	HG
3401	1036	OFFALS	PIGS	FAT	MT
3402	1036	OFFALS	PIGS	FEED	MT
3403	1036	OFFALS	PIGS	FOOD	MT
3404	1036	OFFALS	PIGS	OTHER	MT
3405	1036	OFFALS	PIGS	PRODUCTION	MT
3406	1036	OFFALS	PIGS	PROTEIN	MT
3407	1036	OFFALS	PIGS	SLAUGHTERED	MT
3408	1036	OFFALS	PIGS	HEAD	MT
3409	1036	OFFALS	PIGS	1000	MT
3410	1036	OFFALS	PIGS	EXPORTS	MT
3411	1036	OFFALS	PIGS	F/O YIELD	HG
3412	1036	OFFALS	PIGS	FAT	MT
3413	1036	OFFALS	PIGS	FEED	MT
3414	1036	OFFALS	PIGS	FOOD	MT
3415	1036	OFFALS	PIGS	OTHER	MT
3416	1036	OFFALS	PIGS	PRODUCTION	MT
3417	1036	OFFALS	PIGS	PROTEIN	MT
3418	1036	OFFALS	PIGS	SLAUGHTERED	MT
3419	1036	OFFALS	PIGS	HEAD	MT
3420	1036	OFFALS	PIGS	1000	MT
3421	1036	OFFALS	PIGS	EXPORTS	MT
3422	1036	OFFALS	PIGS	F/O YIELD	HG
3423	1036	OFFALS	PIGS	FAT	MT
3424	1036	OFFALS	PIGS	FEED	MT
3425	1036	OFFALS	PIGS	FOOD	MT
3426	1036	OFFALS	PIGS	OTHER	MT
3427	1036	OFFALS	PIGS	PRODUCTION	MT
3428	1036	OFFALS	PIGS	PROTEIN	MT
3429	1036	OFFALS	PIGS	SLAUGHTERED	MT
3430	1036	OFFALS	PIGS	HEAD	MT
3431	1036	OFFALS	PIGS	1000	MT
3432	1036	OFFALS	PIGS	EXPORTS	MT
3433	1036	OFFALS	PIGS	F/O YIELD	HG
3434	1036	OFFALS	PIGS	FAT	MT
3435	1036	OFFALS	PIGS	FEED	MT
3436	1036	OFFALS	PIGS	FOOD	MT
3437	1036	OFFALS	PIGS	OTHER	MT
3438	1036	OFFALS	PIGS	PRODUCTION	MT
3439	1036	OFFALS	PIGS	PROTEIN	MT
3440	1036	OFFALS	PIGS	SLAUGHTERED	MT
3441	1036	OFFALS	PIGS	HEAD	MT
3442	1036	OFFALS	PIGS	1000	MT
3443	1036	OFFALS	PIGS	EXPORTS	MT
3444	1036	OFFALS	PIGS	F/O YIELD	HG
3445	1036	OFFALS	PIGS	FAT	MT
3446	1036	OFFALS	PIGS	FEED	MT
3447	1036	OFFALS	PIGS	FOOD	MT
3448	1036	OFFALS	PIGS	OTHER	MT
3449	1036	OFFALS	PIGS	PRODUCTION	MT
3450	1036	OFFALS	PIGS	PROTEIN	MT
3451	1036	OFFALS	PIGS	SLAUGHTERED	MT
3452	1036	OFFALS	PIGS	HEAD	MT
3453	1036	OFFALS	PIGS	1000	MT
3454	1036	OFFALS	PIGS	EXPORTS	MT
3455	1036	OFFALS	PIGS	F/O YIELD	HG
3456	1036	OFFALS	PIGS	FAT	MT
3457	1036	OFFALS	PIGS	FEED	MT
3458	1036	OFFALS	PIGS	FOOD	MT
3459	1036	OFFALS	PIGS	OTHER	MT
3460	1036	OFFALS	PIGS	PRODUCTION	MT
3461	1036	OFFALS	PIGS	PROTEIN	MT
3462	1036	OFFALS	PIGS	SLAUGHTERED	MT
3463	1036	OFFALS	PIGS	HEAD	MT
3464	1036	OFFALS	PIGS	1000	MT
3465	1036	OFFALS	PIGS	EXPORTS	MT
3466	1036	OFFALS	PIGS	F/O YIELD	HG
3467	1036	OFFALS	PIGS	FAT	MT
3468	1036	OFFALS	PIGS	FEED	MT
3469	1036	OFFALS	PIGS	FOOD	MT
3470	1036	OFFALS	PIGS	OTHER	MT
3471	1036	OFFALS	PIGS	PRODUCTION	MT
3472	1036	OFFALS	PIGS	PROTEIN	MT
3473	1036	OFFALS	PIGS	SLAUGHTERED	MT
3474	1036	OFFALS	PIGS	HEAD	MT
3475	1036	OFFALS	PIGS	1000	MT
3476	1036	OFFALS	PIGS	EXPORTS	MT
3477	1036	OFFALS	PIGS	F/O YIELD	HG
3478	1036	OFFALS	PIGS	FAT	MT
3479	1036	OFFALS	PIGS	FEED	MT
3480	1036	OFFALS	PIGS	FOOD	MT
348					




0000

3JSE\_6/85,IICA CIDIA

12:00 MONDAY, SEPTEMBER 30, 1985 52


VARIABLES PROVENIENTES DE FAC.SJPLY

OBS	COMM CODE	COM NAME	ELEM NAME	UNIT
3295	978	JE SHEEP, EDIBLE	FEED	MT
3296	978	JE SHEEP, EDIBLE	FOOD	MT
3297	978	JE SHEEP, EDIBLE	IMPOR TS	MT
3298	978	JE SHEEP, EDIBLE	PROJ CTION	MT
3299	978	JE SHEEP, EDIBLE	PROJ CTION	MT
3300	978	JE SHEEP, EDIBLE	SLAUGHTERED	MT
3301	978	JE SHEEP, EDIBLE	WASTE	MT
3302	266	JE SHEEP, EDIBLE	EXTR RATE	HG/MT
3303	266	JE SHEEP, EDIBLE	EXTR RATE	HG/MT
3304	266	JE SHEEP, EDIBLE	FRUM STKS	MT
3305	266	JE SHEEP, EDIBLE	IMPOR TS	MT
3306	266	JE SHEEP, EDIBLE	IMPOR TS	MT
3307	266	JE SHEEP, EDIBLE	IMPOR TS	MT
3308	266	JE SHEEP, EDIBLE	IMPOR TS	MT
3309	266	JE SHEEP, EDIBLE	IMPOR TS	MT
3310	737	JE SHEEP, EDIBLE	IMPOR TS	MT
3311	737	JE SHEEP, EDIBLE	IMPOR TS	MT
3312	737	JE SHEEP, EDIBLE	IMPOR TS	MT
3313	737	JE SHEEP, EDIBLE	IMPOR TS	MT
3314	737	JE SHEEP, EDIBLE	IMPOR TS	MT
3315	737	JE SHEEP, EDIBLE	IMPOR TS	MT
3316	252	JE SHEEP, EDIBLE	IMPOR TS	MT
3317	252	JE SHEEP, EDIBLE	IMPOR TS	MT
3318	252	JE SHEEP, EDIBLE	IMPOR TS	MT
3319	252	JE SHEEP, EDIBLE	IMPOR TS	MT
3320	252	JE SHEEP, EDIBLE	IMPOR TS	MT
3321	252	JE SHEEP, EDIBLE	IMPOR TS	MT
3322	252	JE SHEEP, EDIBLE	IMPOR TS	MT
3323	252	JE SHEEP, EDIBLE	IMPOR TS	MT
3324	252	JE SHEEP, EDIBLE	IMPOR TS	MT
3325	252	JE SHEEP, EDIBLE	IMPOR TS	MT
3326	252	JE SHEEP, EDIBLE	IMPOR TS	MT
3327	252	JE SHEEP, EDIBLE	IMPOR TS	MT
3328	252	JE SHEEP, EDIBLE	IMPOR TS	MT
3329	331	JE SHEEP, EDIBLE	IMPOR TS	MT
3330	331	JE SHEEP, EDIBLE	IMPOR TS	MT
3331	331	JE SHEEP, EDIBLE	IMPOR TS	MT
3332	331	JE SHEEP, EDIBLE	IMPOR TS	MT
3333	331	JE SHEEP, EDIBLE	IMPOR TS	MT
3334	331	JE SHEEP, EDIBLE	IMPOR TS	MT
3335	331	JE SHEEP, EDIBLE	IMPOR TS	MT
3336	331	JE SHEEP, EDIBLE	IMPOR TS	MT
3337	331	JE SHEEP, EDIBLE	IMPOR TS	MT
3338	331	JE SHEEP, EDIBLE	IMPOR TS	MT
3339	331	JE SHEEP, EDIBLE	IMPOR TS	MT
3340	331	JE SHEEP, EDIBLE	IMPOR TS	MT
3341	331	JE SHEEP, EDIBLE	IMPOR TS	MT
3342	331	JE SHEEP, EDIBLE	IMPOR TS	MT
3343	244	JE SHEEP, EDIBLE	IMPOR TS	MT
3344	244	JE SHEEP, EDIBLE	IMPOR TS	MT
3345	244	JE SHEEP, EDIBLE	IMPOR TS	MT
3346	244	JE SHEEP, EDIBLE	IMPOR TS	MT
3347	244	JE SHEEP, EDIBLE	IMPOR TS	MT
3348	244	JE SHEEP, EDIBLE	IMPOR TS	MT




VARIABLES PROVENIENTES DE FAG.SJPLY

OBS	COMCODE	COMNAME	ELEMNAME	JVIT
3349	244	COCONUTS	INPUT STOCKS	MT
3350	244	COCONUTS	OTHER UTIL	MT
3351	244	COCONUTS	PROCESSED	MT
3352	244	COCONUTS	PRODUCTION	MT
3353	244	COCONUTS	TU STOCKS	MT
3354	244	COCONUTS	EXTR RATE	HG/MT
3355	334	LINSEED	FROM STOCKS	MT
3356	334	LINSEED	IMPORTS	MT
3357	334	LINSEED	OTHER UTIL	MT
3358	334	LINSEED	PROCESSED	MT
3359	334	LINSEED	PRODUCTION	MT
3360	334	LINSEED	TU STOCKS	MT
3361	334	LINSEED	EXTR RATE	1000
3362	60	MAIZE	CALORIE	MT
3363	60	MAIZE	EXTR RATE	HG/MT
3364	60	MAIZE	FOOD STOCKS	MT
3365	60	MAIZE	FROM STOCKS	MT
3366	60	MAIZE	IMPORTS	MT
3367	60	MAIZE	OTHER UTIL	MT
3368	60	MAIZE	PROCESSED	MT
3369	60	MAIZE	PRODUCTION	MT
3370	60	MAIZE	TU STOCKS	MT
3371	60	MAIZE	EXTR RATE	1000
3372	60	MAIZE	CALORIE	MT
3373	60	MAIZE	EXTR RATE	HG/MT
3374	60	MAIZE	FOOD STOCKS	MT
3375	60	MAIZE	FROM STOCKS	MT
3376	60	MAIZE	IMPORTS	MT
3377	60	MAIZE	OTHER UTIL	MT
3378	60	MAIZE	PROCESSED	MT
3379	60	MAIZE	PRODUCTION	MT
3380	60	MAIZE	TU STOCKS	MT
3381	293	MUSTARD SEED	CALORIE	1000
3382	293	MUSTARD SEED	EXTR RATE	MT
3383	258	PALM KERNELS	IMPORTS	MT
3384	258	PALM KERNELS	CALORIE	1000
3385	258	PALM KERNELS	EXTR RATE	HG/MT
3386	258	PALM KERNELS	FOOD STOCKS	MT
3387	258	PALM KERNELS	FROM STOCKS	MT
3388	258	PALM KERNELS	IMPORTS	MT
3389	258	PALM KERNELS	OTHER UTIL	MT
3390	258	PALM KERNELS	PROCESSED	MT
3391	258	PALM KERNELS	PRODUCTION	MT
3392	258	PALM KERNELS	TU STOCKS	MT
3393	258	PALM KERNELS	EXTR RATE	1000
3394	297	POPPY SEED	IMPORTS	MT
3395	271	RAPESEED	OTHER UTIL	MT
3396	271	RAPESEED	CALORIE	1000
3397	271	RAPESEED	EXTR RATE	HG/MT
3398	271	RAPESEED	FOOD STOCKS	MT
3399	271	RAPESEED	FROM STOCKS	MT
3400	271	RAPESEED	IMPORTS	MT
3401	271	RAPESEED	OTHER UTIL	MT
3402	271	RAPESEED	PROCESSED	MT










VARIABLES PROVENIENTES DE FAC.SUPPLY

UBS	COMM CODE	COMM NAME	ELEM NAME	UNIT
3457	268	OIL OF SJNF LOMER SEED	OTHER UTIL	MT
3458	268	OIL OF SJNF LOMER SEED	PROCESSED	MT
3459	268	OIL OF SJNF LOMER SEED	PRODUCTION	MT
3460	268	OIL OF SJNF LOMER SEED	TO STOCKS	MT
3461	340	OIL OF SJNF LOMER SEED	TASTE	HA
3462	340	OIL OF VEGETT ORIGIN NES	AREA	MT
3463	340	OIL OF VEGETT ORIGIN NES	CALORIE	1000
3464	340	OIL OF VEGETT ORIGIN NES	EXPORTS	MT
3465	340	OIL OF VEGETT ORIGIN NES	EXTR RATE	HG/MT
3466	340	OIL OF VEGETT ORIGIN NES	FAT	MT
3467	340	OIL OF VEGETT ORIGIN NES	FROM STOCKS	MT
3468	340	OIL OF VEGETT ORIGIN NES	IMPJRT	MT
3469	340	OIL OF VEGETT ORIGIN NES	IMPJRTS	MT
3470	340	OIL OF VEGETT ORIGIN NES	OTHER JTIL	MT
3471	340	OIL OF VEGETT ORIGIN NES	PROCESSED	MT
3472	340	OIL OF VEGETT ORIGIN NES	PRODUCTION	MT
3473	340	OIL OF VEGETT ORIGIN NES	TO STOCKS	MT
3474	340	OIL OF VEGETT ORIGIN NES	TO STOCKS	1000
3475	1787	OILS ANJ FATS	CALORIE	MT
3476	1787	OILS ANJ FATS	FAT	MT
3477	1787	OILS ANJ FATS	PROTEIN	MT
3478	1274	OILS BOILLED ETC	EXPORTS	MT
3479	1274	OILS BOILLED ETC	EXTR RATE	HG/MT
3480	1274	OILS BOILLED ETC	FROM STOCKS	MT
3481	1274	OILS BOILLED ETC	IMPJRT	MT
3482	1274	OILS BOILLED ETC	IMPJRTS	MT
3483	1274	OILS BOILLED ETC	OTHER JTIL	MT
3484	1274	OILS BOILLED ETC	PRODUCTION	MT
3485	1274	OILS BOILLED ETC	TO STOCKS	MT
3486	1274	OILS BOILLED ETC	TO STOCKS	1000
3487	1275	OILS HYDROGENATED	AREA	HA
3488	1275	OILS HYDROGENATED	CALORIE	MT
3489	1275	OILS HYDROGENATED	EXPORTS	MT
3490	1275	OILS HYDROGENATED	EXTR RATE	HG/MT
3491	1275	OILS HYDROGENATED	FAT	MT
3492	1275	OILS HYDROGENATED	FROM STOCKS	MT
3493	1275	OILS HYDROGENATED	IMPJRTS	MT
3494	1275	OILS HYDROGENATED	IMPJRTS	MT
3495	1275	OILS HYDROGENATED	OTHER JTIL	MT
3496	1275	OILS HYDROGENATED	PROCESSED	MT
3497	1275	OILS HYDROGENATED	PRODUCTION	MT
3498	1275	OILS HYDROGENATED	TO STOCKS	MT
3499	1275	OILS HYDROGENATED	TO STOCKS	1000
3500	339	OILS NEES	CALORIE	MT
3501	339	OILS NEES	FAT	MT
3502	339	OILS NEES	FEED	MT
3503	339	OILS NEES	FROM STOCKS	MT
3504	339	OILS NEES	IMPJRTS	MT
3505	339	OILS NEES	IMPJRTS	MT
3506	339	OILS NEES	OTHER UTIL	MT
3507	339	OILS NEES	PROCESSED	MT
3508	339	OILS NEES	PRODUCTION	MT
3509	339	OILS NEES	PROTEIN	MT
3510	339	OILS NEES	TO STOCKS	MT







0007


335E\_6/85,IICA CIDIA

12:00 MONDAY, SEPTEMBER 30, 1985

57

VARIABLES PROVENIENTES DE FAO.SUPPLY

OB5	COMMCODE	COMNAME	ELEMNAME	JUNIT
3565	403	OVICONS	TO STOCKS	MT
3566	403	UNIONS	WASTE	MT
3567	490	UNIONS	YIELD	*KG/HA
3568	490	ORANGES	AREA HARV	HA
3569	490	ORANGES	CALORIE	1000
3570	490	ORANGES	EXPORTS	MT
3571	490	ORANGES	FAT	MT
3572	490	ORANGES	FROM STOCKS	MT
3573	490	ORANGES	IMPORTS	MT
3574	490	ORANGES	OTHER UTIL	MT
3575	490	ORANGES	PRODUCED	MT
3576	490	ORANGES	PRODUCTION	MT
3577	490	ORANGES	PROFIT	MT
3578	490	ORANGES	TO STOCKS	MT
3579	490	ORANGES	WASTE	MT
3580	490	ORANGES	YIELD	*KG/HA
3581	492	ORANGES	CALORIE	1000
3582	492	ORANGES	EXPORTS	MT
3583	492	ORANGES	EXTR RATE	HG/MT
3584	492	ORANGES	FAT	MT
3585	492	ORANGES	FROM STOCKS	MT
3586	492	ORANGES	IMPORTS	MT
3587	492	ORANGES	OTHER UTIL	MT
3588	492	ORANGES	PRODUCED	MT
3589	492	ORANGES	PRODUCTION	MT
3590	492	ORANGES	PROFIT	MT
3591	491	ORANGES	CALORIE	1000
3592	491	ORANGES	EXPORTS	MT
3593	491	ORANGES	EXTR RATE	HG/MT
3594	491	ORANGES	FAT	MT
3595	491	ORANGES	FROM STOCKS	MT
3596	491	ORANGES	IMPORTS	MT
3597	491	ORANGES	OTHER UTIL	MT
3598	491	ORANGES	PRODUCED	MT
3599	491	ORANGES	PRODUCTION	MT
3600	491	ORANGES	PROFIT	MT
3601	491	ORANGES	TO STOCKS	MT
3602	491	ORANGES	WASTE	MT
3603	1157	OTHER	LAUGHTER	HEAD
3604	1150	OTHER	SLAUGHTERED	HEAD
3605	1150	OTHER	SLAUGHTERED	1000
3606	1	OTHER	EXPORTS	MT
3607	256	PALM KERNELS	EXTR RATE	HG/MT
3608	256	PALM KERNELS	FROM STOCKS	MT
3609	256	PALM KERNELS	IMPORTS	MT
3610	256	PALM KERNELS	OTHER UTIL	MT
3611	256	PALM KERNELS	PRODUCED	MT
3612	256	PALM KERNELS	PRODUCTION	MT
3613	256	PALM KERNELS	TO STOCKS	MT
3614	256	PALM KERNELS	WASTE	MT
3615	256	PALM KERNELS	CALORIE	1000
3616	257	PALM OIL	EXPORTS	MT
3617	257	PALM OIL	EXTR RATE	HG/MT
3618	257	PALM OIL	EXTR RATE	HG/MT










VARIABLES PROVENIENTES DE FAO.SUPPLY

CBS	COMMCODE	COMMNAME	ELEMNAME	UNIT
3573	521	PEARS	TO STOCKS	MT
3574	521	PEARS	WASTE	MT
3575	187	PEARS	WIELD	*KG/HA
3576	187	PEARS	AREA HARV	HA
3577	187	PEARS	AREA SOWN	HA
3578	187	PEARS	CALORIE	1000
3579	187	PEARS	EXPORTS	MT
3580	187	PEARS	FAT	MT
3581	187	PEARS	FEED	MT
3582	187	PEARS	FOOD	MT
3583	187	PEARS	FROM STOCKS	MT
3584	187	PEARS	IMPORTATION	MT
3585	187	PEARS	PRODUCTION	MT
3586	187	PEARS	PROTEIN	MT
3587	187	PEARS	SEED	MT
3588	187	PEARS	TO STOCKS	MT
3589	187	PEARS	WASTE	MT
3590	187	PEARS	WIELD	*KG/HA
3591	417	PEARS	AREA HARV	HA
3592	417	PEARS	CALORIE	1000
3593	417	PEARS	EXPORTS	MT
3594	417	PEARS	FAT	MT
3595	417	PEARS	FEED	MT
3596	417	PEARS	FOOD	MT
3597	417	PEARS	FROM STOCKS	MT
3598	417	PEARS	IMPORTATION	MT
3599	417	PEARS	PRODUCTION	MT
3600	417	PEARS	PROTEIN	MT
3601	417	PEARS	SEED	MT
3602	417	PEARS	TO STOCKS	MT
3603	392	PEARS	WASTE	MT
3604	392	PEARS	WIELD	*KG/HA
3605	392	PEARS	AREA HARV	HA
3606	392	PEARS	CALORIE	1000
3607	392	PEARS	EXPORTS	MT
3608	392	PEARS	FAT	MT
3609	392	PEARS	FEED	MT
3610	392	PEARS	FOOD	MT
3611	392	PEARS	FROM STOCKS	MT
3612	392	PEARS	IMPORTATION	MT
3613	392	PEARS	PRODUCTION	MT
3614	392	PEARS	PROTEIN	MT
3615	392	PEARS	SEED	MT
3616	392	PEARS	TO STOCKS	MT
3617	392	PEARS	WASTE	MT
3618	392	PEARS	WIELD	*KG/HA
3619	392	PEARS	AREA HARV	HA
3620	392	PEARS	CALORIE	1000
3621	392	PEARS	EXPORTS	MT
3622	392	PEARS	FAT	MT
3623	392	PEARS	FEED	MT
3624	392	PEARS	FOOD	MT
3625	392	PEARS	FROM STOCKS	MT
3626	392	PEARS	IMPORTATION	MT
3627	392	PEARS	PRODUCTION	MT
3628	392	PEARS	PROTEIN	MT
3629	392	PEARS	SEED	MT
3630	392	PEARS	TO STOCKS	MT
3631	392	PEARS	WASTE	MT
3632	392	PEARS	WIELD	*KG/HA
3633	392	PEARS	AREA HARV	HA
3634	392	PEARS	CALORIE	1000
3635	392	PEARS	EXPORTS	MT
3636	392	PEARS	FAT	MT
3637	392	PEARS	FEED	MT
3638	392	PEARS	FOOD	MT
3639	392	PEARS	FROM STOCKS	MT
3640	392	PEARS	IMPORTATION	MT
3641	392	PEARS	PRODUCTION	MT
3642	392	PEARS	PROTEIN	MT
3643	392	PEARS	SEED	MT
3644	392	PEARS	TO STOCKS	MT
3645	392	PEARS	WASTE	MT
3646	392	PEARS	WIELD	*KG/HA
3647	392	PEARS	AREA HARV	HA
3648	392	PEARS	CALORIE	1000
3649	392	PEARS	EXPORTS	MT
3650	392	PEARS	FAT	MT
3651	392	PEARS	FEED	MT
3652	392	PEARS	FOOD	MT
3653	392	PEARS	FROM STOCKS	MT
3654	392	PEARS	IMPORTATION	MT
3655	392	PEARS	PRODUCTION	MT
3656	392	PEARS	PROTEIN	MT
3657	392	PEARS	SEED	MT
3658	392	PEARS	TO STOCKS	MT
3659	392	PEARS	WASTE	MT
3660	392	PEARS	WIELD	*KG/HA
3661	392	PEARS	AREA HARV	HA
3662	392	PEARS	CALORIE	1000
3663	392	PEARS	EXPORTS	MT
3664	392	PEARS	FAT	MT
3665	392	PEARS	FEED	MT
3666	392	PEARS	FOOD	MT
3667	392	PEARS	FROM STOCKS	MT
3668	392	PEARS	IMPORTATION	MT
3669	392	PEARS	PRODUCTION	MT
3670	392	PEARS	PROTEIN	MT
3671	392	PEARS	SEED	MT
3672	392	PEARS	TO STOCKS	MT
3673	392	PEARS	WASTE	MT
3674	392	PEARS	WIELD	*KG/HA
3675	392	PEARS	AREA HARV	HA
3676	392	PEARS	CALORIE	1000
3677	392	PEARS	EXPORTS	MT
3678	392	PEARS	FAT	MT
3679	392	PEARS	FEED	MT
3680	392	PEARS	FOOD	MT
3681	392	PEARS	FROM STOCKS	MT
3682	392	PEARS	IMPORTATION	MT
3683	392	PEARS	PRODUCTION	MT
3684	392	PEARS	PROTEIN	MT
3685	392	PEARS	SEED	MT
3686	392	PEARS	TO STOCKS	MT
3687	392	PEARS	WASTE	MT
3688	392	PEARS	WIELD	*KG/HA
3689	392	PEARS	AREA HARV	HA
3690	392	PEARS	CALORIE	1000
3691	392	PEARS	EXPORTS	MT
3692	392	PEARS	FAT	MT
3693	392	PEARS	FEED	MT
3694	392	PEARS	FOOD	MT
3695	392	PEARS	FROM STOCKS	MT
3696	392	PEARS	IMPORTATION	MT
3697	392	PEARS	PRODUCTION	MT
3698	392	PEARS	PROTEIN	MT
3699	392	PEARS	SEED	MT
3700	392	PEARS	TO STOCKS	MT
3701	392	PEARS	WASTE	MT
3702	392	PEARS	WIELD	*KG/HA
3703	392	PEARS	AREA HARV	HA
3704	392	PEARS	CALORIE	1000
3705	392	PEARS	EXPORTS	MT
3706	392	PEARS	FAT	MT
3707	392	PEARS	FEED	MT
3708	392	PEARS	FOOD	MT
3709	392	PEARS	FROM STOCKS	MT
3710	392	PEARS	IMPORTATION	MT
3711	392	PEARS	PRODUCTION	MT
3712	392	PEARS	PROTEIN	MT
3713	392	PEARS	SEED	MT
3714	392	PEARS	TO STOCKS	MT
3715	392	PEARS	WASTE	MT
3716	392	PEARS	WIELD	*KG/HA
3717	392	PEARS	AREA HARV	HA
3718	392	PEARS	CALORIE	1000
3719	392	PEARS	EXPORTS	MT
3720	392	PEARS	FAT	MT
3721	392	PEARS	FEED	MT
3722	392	PEARS	FOOD	MT
3723	392	PEARS	FROM STOCKS	MT
3724	392	PEARS	IMPORTATION	MT
3725	392	PEARS	PRODUCTION	MT
3726	392	PEARS	PROTEIN	MT
3727	392	PEARS	SEED	MT
3728	392	PEARS	TO STOCKS	MT
3729	392	PEARS	WASTE	MT
3730	392	PEARS	WIELD	*KG/HA
3731	392	PEARS	AREA HARV	HA
3732	392	PEARS	CALORIE	1000
3733	392	PEARS	EXPORTS	MT
3734	392	PEARS	FAT	MT
3735	392	PEARS	FEED	MT
3736	392	PEARS	FOOD	MT
3737	392	PEARS	FROM STOCKS	MT
3738	392	PEARS	IMPORTATION	MT
3739	392	PEARS	PRODUCTION	MT
3740	392	PEARS	PROTEIN	MT
3741	392	PEARS	SEED	MT
3742	392	PEARS	TO STOCKS	MT
3743	392	PEARS	WASTE	MT
3744	392	PEARS	WIELD	*KG/HA
3745	392	PEARS	AREA HARV	HA
3746	392	PEARS	CALORIE	1000
3747	392	PEARS	EXPORTS	MT
3748	392	PEARS	FAT	MT
3749	392	PEARS	FEED	MT
3750	392	PEARS	FOOD	MT
3751	392	PEARS	FROM STOCKS	MT
3752	392	PEARS	IMPORTATION	MT
3753	392	PEARS	PRODUCTION	MT
3754	392	PEARS	PROTEIN	MT
3755	392	PEARS	SEED	MT
3756	392	PEARS	TO STOCKS	MT
3757	392	PEARS	WASTE	MT
3758	392	PEARS	WIELD	*KG/HA
3759	392	PEARS	AREA HARV	HA
3760	392	PEARS	CALORIE	1000
3761	392	PEARS	EXPORTS	MT
3762	392	PEARS	FAT	MT
3763	392	PEARS	FEED	MT
3764	392	PEARS	FOOD	MT
3765	392	PEARS	FROM STOCKS	MT
3766	392	PEARS	IMPORTATION	MT
3767	392	PEARS	PRODUCTION	MT
3768	392	PEARS	PROTEIN	MT
3769	392	PEARS	SEED	MT
3770	392	PEARS	TO STOCKS	MT
3771	392	PEARS	WASTE	MT
3772	392	PEARS	WIELD	*KG/HA
3773	392	PEARS	AREA HARV	HA
3774	392	PEARS	CALORIE	1000
3775	392	PEARS	EXPORTS	MT
3776	392	PEARS	FAT	MT
3777	392	PEARS	FEED	MT
3778	392	PEARS	FOOD	MT
3779	392	PEARS	FROM STOCKS	MT
3780	392	PEARS	IMPORTATION	MT
3781	392	PEARS	PRODUCTION	MT
3782	392	PEARS	PROTEIN	MT
3783	392	PEARS	SEED	MT
3784	392	PEARS	TO STOCKS	MT
3785	392	PEARS	WASTE	MT
3786	392	PEARS	WIELD	*KG/HA
3787	392	PEARS	AREA HARV	HA
3788	392	PEARS	CALORIE	1000
3789	392	PEARS	EXPORTS	MT
3790	392	PEARS	FAT	MT
3791	392	PEARS	FEED	MT
3792	392	PEARS	FOOD	MT
3793	392	PEARS	FROM STOCKS	MT
3794	392	PEARS	IMPORTATION	MT
3795	392	PEARS	PRODUCTION	MT
3796	392	PEARS	PROTEIN	MT
3797	392	PEARS	SEED	MT
3798	392	PEARS	TO STOCKS	MT
3799	392	PEARS	WASTE	MT
3800	392	PEARS	WIELD	*KG/HA
3801	392	PEARS	AREA HARV	HA
3802	392	PEARS	CALORIE	1000
3803	392	PEARS	EXPORTS	MT
3804	392	PEARS	FAT	MT
3805	392	PEARS	FEED	MT
3806	392	PEARS	FOOD	MT
3807	392	PEARS	FROM STOCKS	MT
3808	392	PEARS	IMPORTATION	MT
3809	392	PEARS	PRODUCTION	MT
3810	392	PEARS	PROTEIN	MT
3811	392	PEARS	SEED	MT
3812	392	PEARS	TO STOCKS	MT
3813	392	PEARS	WASTE	MT
3814	392	PEARS	WIELD	*KG/HA
3815	392	PEARS	AREA HARV	HA
3816	392	PEARS	CALORIE	1000
3817	392	PEARS	EXPORTS	MT
3818	392	PEARS	FAT	MT
3819	392	PEARS	FEED	MT
3820	392	PEARS	FOOD	MT
3821	392	PEARS	FROM STOCKS	MT
3822	392	PEARS	IMPORTATION	MT
3823	392	PEARS	PRODUCTION	MT
3824	392	PEARS	PROTEIN	MT
3825	392	PEARS	SEED	MT
3826	392	PEARS	TO STOCKS	MT
3827	392	PEARS	WASTE	MT
3828	392	PEARS	WIELD	*KG/HA
3829	392	PEARS	AREA HARV	HA
3830	392	PEARS	CALORIE	1000
3831	392	PEARS	EXPORTS	MT
3832	392	PEARS	FAT	MT
3833	392	PEARS	FEED	MT
3834	392	PEARS	FOOD	MT
3835	392	PEARS	FROM STOCKS	MT
3836	392	PEARS	IMPORTATION	MT
3837	392	PEARS	PRODUCTION	MT
3838	392	PEARS	PROTEIN	MT
3839	392	PEARS	SEED	MT
3840	392	PEARS	TO STOCKS	MT
3841	392	PEARS	WASTE	MT
3842	392	PEARS	WIELD	*KG/HA
3843	392	PEARS	AREA HARV	HA
3844	392	PEARS	CALORIE	1000
3845	392	PEARS	EXPORTS	MT
3846	392	PEARS	FAT	MT
3847	392	PEARS	FEED	MT
3848	392	PEARS	FOOD	MT
3849	392	PEARS	FROM STOCKS	MT
3850	392	PEARS	IMPORTATION	MT
3851	392	PEARS	PRODUCTION	MT
3852	392	PEARS	PROTEIN	MT
3853	392	PEARS	SEED	MT
3854	392	PEARS	TO STOCKS	MT
3855	392	PEARS	WASTE	MT
3856	392	PEARS	WIELD	*KG




0070

33SE\_5/85, JICA CIDIA

12:00 MONDAY, SEPTEMBER 30, 1985 70

VARIABLES PROVENIENTES DE FAO.SUPPLY

OBS	COMM CODE	CJMMNAME	CANNLD	ELE4NAME	UNIT
3727	1532	PEL	CANNLD	OJTPJT	MT
3728	1532	PEL	CANNLD	PKTOEIN	MT
3729	1531	PEL	CANNLD	PKTOEIN	MT
3730	1531	PEL	CANNLD	PKTOEIN	MT
3731	1531	PEL	CANNLD	PKTOEIN	MT
3732	1531	PEL	CANNLD	PKTOEIN	MT
3733	1531	PEL	CANNLD	PKTOEIN	MT
3734	1531	PEL	CANNLD	PKTOEIN	MT
3735	1531	PEL	CANNLD	PKTOEIN	MT
3736	1531	PEL	CANNLD	PKTOEIN	MT
3737	1531	PEL	CANNLD	PKTOEIN	MT
3738	1531	PEL	CANNLD	PKTOEIN	MT
3739	1531	PEL	CANNLD	PKTOEIN	MT
3740	1531	PEL	CANNLD	PKTOEIN	MT
3741	1528	PEL	CANNLD	PKTOEIN	MT
3742	1528	PEL	CANNLD	PKTOEIN	MT
3743	1528	PEL	CANNLD	PKTOEIN	MT
3744	1528	PEL	CANNLD	PKTOEIN	MT
3745	1528	PEL	CANNLD	PKTOEIN	MT
3746	1528	PEL	CANNLD	PKTOEIN	MT
3747	1528	PEL	CANNLD	PKTOEIN	MT
3748	1528	PEL	CANNLD	PKTOEIN	MT
3749	1528	PEL	CANNLD	PKTOEIN	MT
3750	1528	PEL	CANNLD	PKTOEIN	MT
3751	1534	PEL	CANNLD	PKTOEIN	MT
3752	1534	PEL	CANNLD	PKTOEIN	MT
3753	1534	PEL	CANNLD	PKTOEIN	MT
3754	1534	PEL	CANNLD	PKTOEIN	MT
3755	1534	PEL	CANNLD	PKTOEIN	MT
3756	1534	PEL	CANNLD	PKTOEIN	MT
3757	1534	PEL	CANNLD	PKTOEIN	MT
3758	1534	PEL	CANNLD	PKTOEIN	MT
3759	1534	PEL	CANNLD	PKTOEIN	MT
3760	1533	PEL	CANNLD	PKTOEIN	MT
3761	1533	PEL	CANNLD	PKTOEIN	MT
3762	1533	PEL	CANNLD	PKTOEIN	MT
3763	1533	PEL	CANNLD	PKTOEIN	MT
3764	1533	PEL	CANNLD	PKTOEIN	MT
3765	1533	PEL	CANNLD	PKTOEIN	MT
3766	1533	PEL	CANNLD	PKTOEIN	MT
3767	1533	PEL	CANNLD	PKTOEIN	MT
3768	1533	PEL	CANNLD	PKTOEIN	MT
3769	1533	PEL	CANNLD	PKTOEIN	MT
3770	1533	PEL	CANNLD	PKTOEIN	MT
3771	1530	PEL	CANNLD	PKTOEIN	MT
3772	1530	PEL	CANNLD	PKTOEIN	MT
3773	1530	PEL	CANNLD	PKTOEIN	MT
3774	1530	PEL	CANNLD	PKTOEIN	MT
3775	1530	PEL	CANNLD	PKTOEIN	MT
3776	1530	PEL	CANNLD	PKTOEIN	MT
3777	1530	PEL	CANNLD	PKTOEIN	MT
3778	1530	PEL	CANNLD	PKTOEIN	MT
3779	1527	PEL	CANNLD	PKTOEIN	MT
3780	1527	PEL	CANNLD	PKTOEIN	MT



0071

30SE\_5/85,IICA CIDIA

12:00 MONDAY, SEPTEMBER 30, 1985 71

VARIABLES PROVENIENTES DE FAO.SJPLPY

UBS	COMM CODE	COMM NAME	ELEM NAME	UNIT
3781	1527	PELAGIC	CALORIE	1000
3782	1527	PELAGIC	EXPORTS	MT
3783	1527	PELAGIC	FAT	MT
3784	1527	PELAGIC	FEED	MT
3785	1527	PELAGIC	IMPOR TS	MT
3786	1527	PELAGIC	OTHER UTIL	MT
3787	1527	PELAGIC	PROCES SING	MT
3788	1527	PELAGIC	PROJEC TION	MT
3789	1527	PELAGIC	PROTEIN	MT
3790	1527	PELAGIC	EXPORTS	MT
3791	1527	PELAGIC	FEED	MT
3792	1527	PELAGIC	FEED	MT
3793	1527	PELAGIC	FEED	MT
3794	687	PEPPER	CALORIE	1000
3795	687	PEPPER	EXPORTS	MT
3796	687	PEPPER	FAT	MT
3797	687	PEPPER	FEED	MT
3798	687	PEPPER	IMPOR TS	MT
3799	687	PEPPER	OTHER UTIL	MT
3800	687	PEPPER	PROJEC TION	MT
3801	687	PEPPER	PROTEIN	MT
3802	687	PEPPER	STOCKS	MT
3803	687	PEPPER	WASTE	MT
3804	687	PEPPER	WASTE	MT
3805	687	PEPPER	WASTE	MT
3806	687	PEPPER	WASTE	MT
3807	748	PEPPER	OTHER UTIL	MT
3808	587	PEPPER	PROJEC TION	MT
3809	587	PEPPER	PROJEC TION	MT
3810	587	PEPPER	PROJEC TION	MT
3811	587	PEPPER	PROJEC TION	MT
3812	587	PEPPER	PROJEC TION	MT
3813	587	PEPPER	PROJEC TION	MT
3814	587	PEPPER	PROJEC TION	MT
3815	587	PEPPER	PROJEC TION	MT
3816	1040	PIG	CALORIE	1000
3817	1040	PIG	EXPORTS	MT
3818	1040	PIG	FAT	MT
3819	1040	PIG	FEED	MT
3820	1040	PIG	IMPOR TS	MT
3821	1040	PIG	OTHER UTIL	MT
3822	1040	PIG	PROCES SING	MT
3823	1040	PIG	PROJEC TION	MT
3824	1040	PIG	PROTEIN	MT
3825	1197	PIG	STOCKS	MT
3826	1197	PIG	WASTE	MT
3827	1197	PIG	WASTE	MT
3828	1197	PIG	WASTE	MT
3829	1197	PIG	WASTE	MT
3830	1197	PIG	WASTE	MT
3831	1197	PIG	WASTE	MT
3832	1197	PIG	WASTE	MT
3833	1197	PIG	WASTE	MT
3834	1197	PIG	WASTE	MT



0079

33SE\_6/85,IICA CIDIA

12:00 MONDAY, SEPTEMBER 30, 1985 72

VARIABLES PROVENIENTES DE FAD.SJPLLY

UBS	COMPCODE	CUMNAME	ELENAME	UNIT
3835	197	PIGEON	WASTE	MT
3836	197	PEAS	YIELD	*KG/HA
3837	1035	PIGMEAT	CALORIE	1000
3838	1035	PIGMEAT	EXPORTS	*KG/AN
3839	1035	PIGMEAT	FAT	MT
3840	1035	PIGMEAT	FOOD STOCKS	MT
3841	1035	PIGMEAT	IMPORTS	MT
3842	1035	PIGMEAT	OTHERS	MT
3843	1035	PIGMEAT	UTIL	MT
3844	1035	PIGMEAT	PROCESSED	MT
3845	1035	PIGMEAT	PRODUCTION	MT
3846	1035	PIGMEAT	PROTEIN	MT
3847	1035	PIGMEAT	SLAUGHTERED	MT
3848	1035	PIGMEAT	TO STOCKS	HEAD
3849	1035	PIGMEAT	BIRTH RATE	MT
3850	1034	PIGSS	BORN	0001
3851	1034	PIGSS	EXPORTS	HEAD
3852	1034	PIGSS	EXPACTS	HEAD
3853	1034	PIGSS	NEW ACT	HEAD
3854	1034	PIGSS	REPR	HEAD
3855	1034	PIGSS	AGE	HEAD
3856	1034	PIGSS	IMPORTS	HEAD
3857	1034	PIGSS	NAT	HEAD
3858	1034	PIGSS	DEATH	HEAD
3859	1044	PIGSSKINS	SLAUGHTERED	HEAD
3860	1044	PIGSSKINS	STOCKS	MT
3861	1044	PIGSSKINS	OTHER	MT
3862	1044	PIGSSKINS	UTIL	MT
3863	1044	PIGSSKINS	PROCESSED	MT
3864	1044	PIGSSKINS	PRODUCTION	MT
3865	1044	PIGSSKINS	SLAUGHTERED	MT
3866	1044	PIGSSKINS	WASTE	MT
3867	1044	PIGSSKINS	YIELD	*KG/AN
3868	689	PIGMENTS	AREA HARV	HA
3869	689	PIGMENTS	CALORIE	1000
3870	689	PIGMENTS	EXPORTS	MT
3871	689	PIGMENTS	FAT	MT
3872	689	PIGMENTS	FOOD STOCKS	MT
3873	689	PIGMENTS	IMPORTS	MT
3874	689	PIGMENTS	OTHERS	MT
3875	689	PIGMENTS	UTIL	MT
3876	689	PIGMENTS	PRODUCTION	MT
3877	689	PIGMENTS	PROTEIN	MT
3878	689	PIGMENTS	TO STOCKS	MT
3879	689	PIGMENTS	WASTE	MT
3880	580	PIGMENTS	YIELD	*KG/HA
3881	580	PIGMENTS	CALORIE	1000
3882	580	PIGMENTS	EXPORTS	MT
3883	580	PIGMENTS	FAT	MT
3884	580	PIGMENTS	FOOD	MT
3885	580	PIGMENTS	IMPORTS	MT
3886	580	PIGMENTS	INVENTORY	MT
3887	580	PIGMENTS	PRODUCTION	MT
3888	580	PIGMENTS	UTIL	MT
3889	580	PIGMENTS	EXPORTS	MT
3890	580	PIGMENTS	CALORIE	1000
3891	580	PIGMENTS	EXPORTS	MT
3892	580	PIGMENTS	FAT	MT
3893	580	PIGMENTS	FOOD	MT
3894	580	PIGMENTS	IMPORTS	MT
3895	580	PIGMENTS	INVENTORY	MT
3896	580	PIGMENTS	PRODUCTION	MT
3897	580	PIGMENTS	UTIL	MT
3898	580	PIGMENTS	EXPORTS	MT
3899	580	PIGMENTS	CALORIE	1000
3900	580	PIGMENTS	EXPORTS	MT
3901	580	PIGMENTS	FAT	MT
3902	580	PIGMENTS	FOOD	MT
3903	580	PIGMENTS	IMPORTS	MT
3904	580	PIGMENTS	INVENTORY	MT
3905	580	PIGMENTS	PRODUCTION	MT
3906	580	PIGMENTS	UTIL	MT
3907	580	PIGMENTS	EXPORTS	MT
3908	580	PIGMENTS	CALORIE	1000
3909	580	PIGMENTS	EXPORTS	MT
3910	580	PIGMENTS	FAT	MT
3911	580	PIGMENTS	FOOD	MT
3912	580	PIGMENTS	IMPORTS	MT
3913	580	PIGMENTS	INVENTORY	MT
3914	580	PIGMENTS	PRODUCTION	MT
3915	580	PIGMENTS	UTIL	MT
3916	580	PIGMENTS	EXPORTS	MT
3917	580	PIGMENTS	CALORIE	1000
3918	580	PIGMENTS	EXPORTS	MT
3919	580	PIGMENTS	FAT	MT
3920	580	PIGMENTS	FOOD	MT
3921	580	PIGMENTS	IMPORTS	MT
3922	580	PIGMENTS	INVENTORY	MT
3923	580	PIGMENTS	PRODUCTION	MT
3924	580	PIGMENTS	UTIL	MT
3925	580	PIGMENTS	EXPORTS	MT
3926	580	PIGMENTS	CALORIE	1000
3927	580	PIGMENTS	EXPORTS	MT
3928	580	PIGMENTS	FAT	MT
3929	580	PIGMENTS	FOOD	MT
3930	580	PIGMENTS	IMPORTS	MT
3931	580	PIGMENTS	INVENTORY	MT
3932	580	PIGMENTS	PRODUCTION	MT
3933	580	PIGMENTS	UTIL	MT
3934	580	PIGMENTS	EXPORTS	MT
3935	580	PIGMENTS	CALORIE	1000
3936	580	PIGMENTS	EXPORTS	MT
3937	580	PIGMENTS	FAT	MT
3938	580	PIGMENTS	FOOD	MT
3939	580	PIGMENTS	IMPORTS	MT
3940	580	PIGMENTS	INVENTORY	MT
3941	580	PIGMENTS	PRODUCTION	MT
3942	580	PIGMENTS	UTIL	MT
3943	580	PIGMENTS	EXPORTS	MT
3944	580	PIGMENTS	CALORIE	1000
3945	580	PIGMENTS	EXPORTS	MT
3946	580	PIGMENTS	FAT	MT
3947	580	PIGMENTS	FOOD	MT
3948	580	PIGMENTS	IMPORTS	MT
3949	580	PIGMENTS	INVENTORY	MT
3950	580	PIGMENTS	PRODUCTION	MT
3951	580	PIGMENTS	UTIL	MT
3952	580	PIGMENTS	EXPORTS	MT
3953	580	PIGMENTS	CALORIE	1000
3954	580	PIGMENTS	EXPORTS	MT
3955	580	PIGMENTS	FAT	MT
3956	580	PIGMENTS	FOOD	MT
3957	580	PIGMENTS	IMPORTS	MT
3958	580	PIGMENTS	INVENTORY	MT
3959	580	PIGMENTS	PRODUCTION	MT
3960	580	PIGMENTS	UTIL	MT
3961	580	PIGMENTS	EXPORTS	MT
3962	580	PIGMENTS	CALORIE	1000
3963	580	PIGMENTS	EXPORTS	MT
3964	580	PIGMENTS	FAT	MT
3965	580	PIGMENTS	FOOD	MT
3966	580	PIGMENTS	IMPORTS	MT
3967	580	PIGMENTS	INVENTORY	MT
3968	580	PIGMENTS	PRODUCTION	MT
3969	580	PIGMENTS	UTIL	MT
3970	580	PIGMENTS	EXPORTS	MT
3971	580	PIGMENTS	CALORIE	1000
3972	580	PIGMENTS	EXPORTS	MT
3973	580	PIGMENTS	FAT	MT
3974	580	PIGMENTS	FOOD	MT
3975	580	PIGMENTS	IMPORTS	MT
3976	580	PIGMENTS	INVENTORY	MT
3977	580	PIGMENTS	PRODUCTION	MT
3978	580	PIGMENTS	UTIL	MT
3979	580	PIGMENTS	EXPORTS	MT
3980	580	PIGMENTS	CALORIE	1000
3981	580	PIGMENTS	EXPORTS	MT
3982	580	PIGMENTS	FAT	MT
3983	580	PIGMENTS	FOOD	MT
3984	580	PIGMENTS	IMPORTS	MT
3985	580	PIGMENTS	INVENTORY	MT
3986	580	PIGMENTS	PRODUCTION	MT
3987	580	PIGMENTS	UTIL	MT
3988	580	PIGMENTS	EXPORTS	MT
3989	580	PIGMENTS	CALORIE	1000
3990	580	PIGMENTS	EXPORTS	MT
3991	580	PIGMENTS	FAT	MT
3992	580	PIGMENTS	FOOD	MT
3993	580	PIGMENTS	IMPORTS	MT
3994	580	PIGMENTS	INVENTORY	MT
3995	580	PIGMENTS	PRODUCTION	MT
3996	580	PIGMENTS	UTIL	MT
3997	580	PIGMENTS	EXPORTS	MT
3998	580	PIGMENTS	CALORIE	1000
3999	580	PIGMENTS	EXPORTS	MT
4000	580	PIGMENTS	FAT	MT





VARIABLES PROVENIENTES DE FAC.SUPPLY

OBS	COMMCODE	COMMINAME	COMMCODE	COMMINAME	ELEVMAME	UNIT
3889	570	PI NEAPPLE	JJ	JJ	EXTR RATE	HG/MT
3890	576	PI NEAPPLE	LE	STRE	FAT	MT
3891	576	PI NEAPPLE	LE	STRE	FUJJD	MT
3892	576	PI NEAPPLE	LE	STRE	FRJJD	MT
3893	576	PI NEAPPLE	LE	STRE	IMPJRTS	MT
3894	576	PI NEAPPLE	LE	STRE	IMPJRTS	MT
3895	576	PI NEAPPLE	LE	STRE	IMPJRTS	MT
3896	576	PI NEAPPLE	LE	STRE	IMPJRTS	MT
3897	576	PI NEAPPLE	LE	STRE	IMPJRTS	MT
3898	576	PI NEAPPLE	LE	STRE	IMPJRTS	MT
3899	574	PI NEAPPLE	LE	STRE	IMPJRTS	MT
3900	574	PI NEAPPLE	LE	STRE	IMPJRTS	MT
3901	574	PI NEAPPLE	LE	STRE	IMPJRTS	MT
3902	574	PI NEAPPLE	LE	STRE	IMPJRTS	MT
3903	574	PI NEAPPLE	LE	STRE	IMPJRTS	MT
3904	574	PI NEAPPLE	LE	STRE	IMPJRTS	MT
3905	574	PI NEAPPLE	LE	STRE	IMPJRTS	MT
3906	574	PI NEAPPLE	LE	STRE	IMPJRTS	MT
3907	574	PI NEAPPLE	LE	STRE	IMPJRTS	MT
3908	574	PI NEAPPLE	LE	STRE	IMPJRTS	MT
3909	574	PI NEAPPLE	LE	STRE	IMPJRTS	MT
3910	574	PI NEAPPLE	LE	STRE	IMPJRTS	MT
3911	575	PI NEAPPLE	LE	STRE	IMPJRTS	MT
3912	575	PI NEAPPLE	LE	STRE	IMPJRTS	MT
3913	575	PI NEAPPLE	LE	STRE	IMPJRTS	MT
3914	575	PI NEAPPLE	LE	STRE	IMPJRTS	MT
3915	575	PI NEAPPLE	LE	STRE	IMPJRTS	MT
3916	575	PI NEAPPLE	LE	STRE	IMPJRTS	MT
3917	575	PI NEAPPLE	LE	STRE	IMPJRTS	MT
3918	575	PI NEAPPLE	LE	STRE	IMPJRTS	MT
3919	575	PI NEAPPLE	LE	STRE	IMPJRTS	MT
3920	575	PI NEAPPLE	LE	STRE	IMPJRTS	MT
3921	223	PI NEAPPLE	LE	STRE	IMPJRTS	MT
3922	223	PI NEAPPLE	LE	STRE	IMPJRTS	MT
3923	223	PI NEAPPLE	LE	STRE	IMPJRTS	MT
3924	223	PI NEAPPLE	LE	STRE	IMPJRTS	MT
3925	223	PI NEAPPLE	LE	STRE	IMPJRTS	MT
3926	223	PI NEAPPLE	LE	STRE	IMPJRTS	MT
3927	223	PI NEAPPLE	LE	STRE	IMPJRTS	MT
3928	223	PI NEAPPLE	LE	STRE	IMPJRTS	MT
3929	223	PI NEAPPLE	LE	STRE	IMPJRTS	MT
3930	489	PI NEAPPLE	LE	STRE	IMPJRTS	MT
3931	489	PI NEAPPLE	LE	STRE	IMPJRTS	MT
3932	489	PI NEAPPLE	LE	STRE	IMPJRTS	MT
3933	489	PI NEAPPLE	LE	STRE	IMPJRTS	MT
3934	489	PI NEAPPLE	LE	STRE	IMPJRTS	MT
3935	489	PI NEAPPLE	LE	STRE	IMPJRTS	MT
3936	489	PI NEAPPLE	LE	STRE	IMPJRTS	MT
3937	489	PI NEAPPLE	LE	STRE	IMPJRTS	MT
3938	489	PI NEAPPLE	LE	STRE	IMPJRTS	MT
3939	489	PI NEAPPLE	LE	STRE	IMPJRTS	MT
3940	489	PI NEAPPLE	LE	STRE	IMPJRTS	MT
3941	489	PI NEAPPLE	LE	STRE	IMPJRTS	MT
3942	489	PI NEAPPLE	LE	STRE	IMPJRTS	MT



0074

BOISE\_5/85, IICA CIDIA

12:00 WNDAY, SEPTEMBER 30, 1985 74


VARIABLES PROVENIENTES DE FAO.SUPPLY

OBS	COMMCODE	COMMNAME	ELEMNAME	UNIT
3343	536	PLUMS	AREA HARV	HA
3344	536	PLUMS	CALORIE	1000
3345	536	PLUMS	EXPORTS	MT
3346	536	PLUMS	FAT	MT
3347	536	PLUMS	FOOD	MT
3348	536	PLUMS	IMPORTS	MT
3349	536	PLUMS	IMPROCESSED	MT
3350	536	PLUMS	PRODUCTION	MT
3351	536	PLUMS	PROTEIN	MT
3352	536	PLUMS	WASTE	MT
3353	536	PLUMS	YIELD	MT
3354	537	PLUMS	CALORIE	*KG/HA
3355	537	PLUMS	EXPORTS	1000
3356	537	PLUMS	EXTR RATE	MT
3357	537	PLUMS	FAT	HG/MT
3358	537	PLUMS	FOOD	MT
3359	537	PLUMS	IMPORTS	MT
3360	537	PLUMS	FROM STOCKS	MT
3361	537	PLUMS	IMPORT	MT
3362	537	PLUMS	PRODUCTION	MT
3363	537	PLUMS	PROTEIN	MT
3364	537	PLUMS	TO STOCKS	MT
3365	537	PLUMS	WASTE	MT
3366	68	PUP CORN	AREA HARV	HA
3367	68	PUP CORN	AREA SHV	HA
3368	68	PUP CORN	CALORIE	1000
3369	68	PUP CORN	FAT	MT
3370	68	PUP CORN	FOOD	MT
3371	68	PUP CORN	PRODUCTION	MT
3372	68	PUP CORN	PROTEIN	MT
3373	68	PUP CORN	YIELD	*KG/HA
3374	296	POPPY SEED	CALORIE	1000
3375	296	POPPY SEED	FAT	MT
3376	296	POPPY SEED	FUGG	MT
3377	296	POPPY SEED	IMPORTS	MT
3378	296	POPPY SEED	PROTEIN	MT
3379	1	POPULATION	AGLAB/TOTLAB	000001
3380	1	POPULATION	AGPOP/TPOP	000001
3381	1	POPULATION	RJRAL/TPOP	000001
3382	1	POPULATION	TOTAL/TPOP	1000
3383	1	POPULATION	TOTALB/TPOP	100001
3384	1038	PORK	CALORIE	MT
3385	1038	PORK	EXTR RATE	HG/MT
3386	1038	PORK	FAT	MT
3387	1038	PORK	FOOD	MT
3388	1038	PORK	IMPORTS	MT
3389	1038	PORK	INPUT	MT
3390	1038	PORK	IMPROCESSED	MT
3391	1038	PORK	PRODUCTION	MT
3392	1038	PORK	PROTEIN	MT
3393	1038	PORK	CALORIE	MT
3394	1038	PORK	EXTR RATE	1000
3395	45	POT BARLEY	CALORIE	HG/MT
3396	45	POT BARLEY	EXTR RATE	HG/MT



VARIABLES PROVENIENTES DE FAG.SJPP..Y

UBS	COMCODE	COMNAME	ELENAME	UNIT
3557	45	PJT BARLEY	FAT	MT
3558	45	PJT BARLEY	INPJTS	MT
3559	45	POT BARLEY	PROCESSED	MT
4000	45	POT BARLEY	PRODUCTION	MT
4001	45	POT BARLEY	EXPORTS	MT
4002	45	POT BARLEY	EXTRA	MT
4003	119	PJTA1J STARCH	EXTRA STOCKS	MT
4004	119	PJTA1J STARCH	IMPOR TS	MT
4005	119	PJTA1J STARCH	OTHER UTIL	MT
4006	119	PJTA1J STARCH	TO STOCKS	MT
4007	119	PJTA1J STARCH	OTHER UTIL	MT
4008	119	PJTA1J STARCH	PRODUCTION	MT
4009	119	PJTA1J STARCH	AREA HARV	MT
4010	121	PJTA1J TAPIOCA	AREA SUMN	MT
4011	121	PJTA1J TAPIOCA	EXPORTS	MT
4012	121	PJTA1J TAPIOCA	FAT	MT
4013	121	PJTA1J TAPIOCA	FEED	MT
4014	121	PJTA1J TAPIOCA	FOOD	MT
4015	121	PJTA1J TAPIOCA	IMPUR TS	MT
4016	121	PJTA1J TAPIOCA	OTHER UTIL	MT
4017	121	PJTA1J TAPIOCA	PRODUCTION	MT
4018	121	PJTA1J TAPIOCA	AREA HARV	MT
4019	121	PJTA1J TAPIOCA	AREA SUMN	MT
4020	116	PJTA1J TAPIOCA	EXPORTS	MT
4021	116	PJTA1J TAPIOCA	FAT	MT
4022	116	PJTA1J TAPIOCA	FEED	MT
4023	116	PJTA1J TAPIOCA	FOOD	MT
4024	116	PJTA1J TAPIOCA	IMPUR TS	MT
4025	116	PJTA1J TAPIOCA	OTHER UTIL	MT
4026	116	PJTA1J TAPIOCA	PRODUCTION	MT
4027	116	PJTA1J TAPIOCA	AREA HARV	MT
4028	116	PJTA1J TAPIOCA	AREA SUMN	MT
4029	116	PJTA1J TAPIOCA	EXPORTS	MT
4030	116	PJTA1J TAPIOCA	FAT	MT
4031	116	PJTA1J TAPIOCA	FEED	MT
4032	116	PJTA1J TAPIOCA	FOOD	MT
4033	116	PJTA1J TAPIOCA	IMPUR TS	MT
4034	116	PJTA1J TAPIOCA	OTHER UTIL	MT
4035	116	PJTA1J TAPIOCA	PRODUCTION	MT
4036	116	PJTA1J TAPIOCA	AREA HARV	MT
4037	116	PJTA1J TAPIOCA	AREA SUMN	MT
4038	246	PREPND NUTS	EXPORTS	MT
4039	246	PREPND NUTS	EXTRA	MT
4040	246	PREPND NUTS	FOOD	MT
4041	246	PREPND NUTS	IMPUR TS	MT
4042	246	PREPND NUTS	PRODUCTION	MT
4043	246	PREPND NUTS	AREA HARV	MT
4044	246	PREPND NUTS	AREA SUMN	MT
4045	235	PREPRJ NUTS (EXCL. GRNUTS)	EXPORTS	MT
4046	235	PREPRJ NUTS (EXCL. GRNUTS)	EXTRA	MT
4047	235	PREPRJ NUTS (EXCL. GRNUTS)	FOOD	MT
4048	235	PREPRJ NUTS (EXCL. GRNUTS)	IMPUR TS	MT
4049	235	PREPRJ NUTS (EXCL. GRNUTS)	PRODUCTION	MT
4050	235	PREPRJ NUTS (EXCL. GRNUTS)	AREA HARV	MT



VARIABLES PROVENIENTES DE FAD.SUPPLY

OBS	COMMCODE	COMMNAME	ELEMNAME	UNIT
4051	235	PREPRJ	IMPJRTS	MT
4052	235	PREPKJ	INPUT	MT
4053	235	PREPRJ	PRODUCTION	MT
4054	1725	PJLSES	AREA	HA
4055	1725	PJLSES	EXTR RATE	1000
4056	1725	PJLSES	FAT	MT
4057	1725	PJLSES	FELD	MT
4058	1725	PJLSES	FRJM	MT
4059	1725	PJLSES	STOCKS	MT
4060	1725	PJLSES	IMPJRTS	MT
4061	1725	PJLSES	UTIL	MT
4062	1725	PJLSES	OTHER	MT
4063	1725	PJLSES	PROCESSED	MT
4064	1725	PJLSES	PRODUCTION	MT
4065	1725	PJLSES	PROTEIN	MT
4066	1725	PJLSES	SEED	MT
4067	1725	PJLSES	STOCKS	MT
4068	1725	PJLSES	WASTE	MT
4069	1725	PJLSES	AREA HARV	HA
4070	1725	PJLSES	CALORIE	1000
4071	2111	PJLSES	EXTR	MT
4072	2111	PJLSES	FAT	MT
4073	2111	PJLSES	FEED	MT
4074	2111	PJLSES	FRJM	MT
4075	2111	PJLSES	STOCKS	MT
4076	2111	PJLSES	IMPJRTS	MT
4077	2111	PJLSES	UTIL	MT
4078	2111	PJLSES	OTHER	MT
4079	2111	PJLSES	PROCESSED	MT
4080	2111	PJLSES	PRODUCTION	MT
4081	2111	PJLSES	PROTEIN	MT
4082	2111	PJLSES	SEED	MT
4083	2111	PJLSES	STOCKS	MT
4084	2111	PJLSES	WASTE	MT
4085	394	PJLSES	AREA HARV	*KG/HA
4086	394	PJLSES	CALORIE	HA
4087	394	PJLSES	EXTR	1000
4088	394	PJLSES	FAT	MT
4089	394	PJLSES	FEED	MT
4090	394	PJLSES	FRJM	MT
4091	394	PJLSES	STOCKS	MT
4092	394	PJLSES	IMPJRTS	MT
4093	394	PJLSES	PROTEIN	MT
4094	394	PJLSES	SEED	MT
4095	394	PJLSES	UTIL	MT
4096	394	PJLSES	WASTE	MT
4097	394	PJLSES	EXTR	*KG/HA
4098	755	PJLSES	IMPJRTS	MT
4099	755	PJLSES	UTIL	MT
4100	755	PJLSES	OTHER	MT
4101	754	PJLSES	AREA HARV	HA
4102	754	PJLSES	EXTR	MT
4103	754	PJLSES	STOCKS	MT
4104	754	PJLSES	IMPJRTS	MT





0077


30 SE 5/85, IICA CIDIA

12:00 MONDAY, SEPTEMBER 30, 1985 77

VARIABLES PROVENIENTES DE FAO.SJPLY

OBS	COMCODE	COMNAME	ELENAME	UNIT
4105	754	PYRETHRUM; DRIED FLOWERS	OTHER UTIL	MT
4109	754	PYRETHRUM; DRIED FLOWERS	PRODUCTION	MT
4108	754	PYRETHRUM; DRIED FLOWERS	TU STOCKS	MT
4103	523	QUINCES	YIELD HARV	*KG/HA
4110	523	QUINCES	AREA HARV	HA
4112	523	QUINCES	CALORIE	1000
4113	523	QUINCES	EXPORTS	MT
4114	523	QUINCES	FAT	MT
4115	523	QUINCES	IMPORTS	MT
4116	523	QUINCES	PROTEIN	MT
4117	523	QUINCES	WASTE	MT
4118	523	QUINCES	WASTE	MT
4115	92	QUINOA	AREA HARV	*KG/HA
4120	92	QUINOA	CALORIE	HA
4122	92	QUINOA	EXPORTS	1000
4123	92	QUINOA	FAT	MT
4124	92	QUINOA	FROM STOCKS	MT
4125	92	QUINOA	PRODUCTION	MT
4126	92	QUINOA	PROTEIN	MT
4127	92	QUINOA	SEL STOCKS	MT
4128	92	QUINOA	TU STOCKS	MT
4129	92	QUINOA	WASTE	MT
4130	92	QUINOA	WASTE	MT
4131	1141	RABBIT MEAT	YIELD	*KG/HA
4132	1141	RABBIT MEAT	CALORIE	1000
4133	1141	RABBIT MEAT	CARCASS	1000
4134	1141	RABBIT MEAT	EXPORTS	*IGR/A
4135	1141	RABBIT MEAT	FAT	MT
4136	1141	RABBIT MEAT	FOOD	MT
4137	1141	RABBIT MEAT	IMPORTS	MT
4138	1141	RABBIT MEAT	PRODUCTION	MT
4139	1141	RABBIT MEAT	PROTEIN	MT
4140	1141	RABBIT MEAT	SLAUGHTERED	1000
4141	1141	RABBIT MEAT	LIVE WEIGHT	*IGR/A
4142	1141	RABBIT MEAT	PRODUCTION	1000
4143	1141	RABBIT MEAT	CARCASS	1000
4144	1141	RABBIT MEAT	PRODUCTION	*IGR/A
4145	1141	RABBIT MEAT	OTHER UTIL	1000
4146	1141	RABBIT MEAT	PRODUCTION	1000
4147	1141	RABBIT MEAT	SLAUGHTERED	1000
4148	1141	RABBIT MEAT	WASTE	1000
4149	1141	RABBIT MEAT	EXPORTS	*IGR/A
4150	1141	RABBIT MEAT	IMPORTS	1000
4151	1141	RABBIT MEAT	SLAUGHTERED	1000
4152	1141	RABBIT MEAT	TU STOCKS	1000
4153	1141	RABBIT MEAT	EXPORTS	1000
4154	561	RAISINS	CALORIE	MT
4155	561	RAISINS	EXPORT RATE	HG/MT
4156	561	RAISINS	FAT	MT
4157	561	RAISINS	FROM STOCKS	MT
4158	561	RAISINS	FROM STOCKS	MT

BIOLOGICAL  
BIOLOGICAL  
INDIGENOUS








VARIABLES PROVENIENTES DE FAO.SJPPPLY

UBS	COMMCODE	COMNAME	ELENAME	JNIT
4213	28	SEED	INPJT	MT
4214	28	RICE	OTHER UTIL	MT
4215	28	RICE	PROCESSED	MT
4216	28	RICE	PRODUCTION	MT
4217	28	RICE	PROTEIN	MT
4218	28	RICE	AREA HARV	HA
4219	27	RICE	AREA SOHN	HA
4220	27	RICE	EXPORTS	MT
4221	27	RICE	FEED	MT
4222	27	RICE	FROM STOCKS	MT
4223	27	RICE	IMPORTS	MT
4224	27	RICE	PROCESSED	MT
4225	27	RICE	PRODUCTION	MT
4226	27	RICE	SEED	MT
4227	27	RICE	TO STOCKS	MT
4228	27	RICE	WASTE	MT
4229	27	RICE	YIELD	MT
4230	1719	RICE	AREA	#KG/HA
4231	1719	RICE	EXPORTS	HA
4232	1719	RICE	EXTR RATE	1000
4233	1719	RICE	FEED	MT
4234	1719	RICE	FEED	MT
4235	1719	RICE	FEED	MT
4236	1719	RICE	FEED	MT
4237	1719	RICE	FEED	MT
4238	1719	RICE	FEED	MT
4239	1719	RICE	FEED	MT
4240	1719	RICE	FEED	MT
4241	1719	RICE	FEED	MT
4242	1719	RICE	FEED	MT
4243	1719	RICE	FEED	MT
4244	1719	RICE	FEED	MT
4245	1719	RICE	FEED	MT
4246	1719	RICE	FEED	MT
4247	1719	RICE	FEED	MT
4248	1719	RICE	FEED	MT
4249	151	RICE	FEED	MT
4250	151	RICE	FEED	MT
4251	151	RICE	FEED	MT
4252	151	RICE	FEED	MT
4253	149	RICE	FEED	MT
4254	149	RICE	FEED	MT
4255	149	RICE	FEED	MT
4256	149	RICE	FEED	MT
4257	149	RICE	FEED	MT
4258	149	RICE	FEED	MT
4259	149	RICE	FEED	MT
4260	149	RICE	FEED	MT
4261	149	RICE	FEED	MT
4262	149	RICE	FEED	MT
4263	149	RICE	FEED	MT
4264	149	RICE	FEED	MT
4265	149	RICE	FEED	MT
4266	149	RICE	FEED	MT



0000

0055\_5785,IICA CIDIA

12:00 MONDAY, SEPTEMBER 30, 1995 33

VARIABLES PROVENIENTES DE FAU-SJPP\_Y

UBS	COMCODE	COMNAME	ELEMNAME	UNIT
4207	149	GOATS AND TUBERS NES	TU STOCKS	MT
4268	149	GOATS AND TUBERS NES	WASTE	MT
4269	837	RUBBER NATURAL DRY	YIELD	*KG/HA
4271	837	RUBBER NATURAL DRY	EXPORTS	MT
4272	837	RUBBER NATURAL DRY	EXTR RATE	HG/MT
4273	837	RUBBER NATURAL DRY	IMPORTS	MT
4274	837	RUBBER NATURAL DRY	INPUT	MT
4276	71	RYE	OTHER UTIL	MT
4277	71	RYE	PRODUCTION	MT
4278	71	RYE	AREA HARV	HA
4279	71	RYE	AREA SOWN	HA
4280	71	RYE	EXPORTS	MT
4281	71	RYE	FELD STOCKS	MT
4282	71	RYE	IMPORTS	MT
4283	71	RYE	OTHER UTIL	MT
4284	71	RYE	PROCESSED	MT
4285	71	RYE	PRODUCTION	MT
4286	71	RYE	SEED	MT
4287	71	RYE	STOCKS	MT
4288	71	RYE	TU STOCKS	MT
4289	638	MASS, FORAGE+SILAGE	WASTE	MT
4290	638	MASS, FORAGE+SILAGE	YIELD	*KG/HA
4291	638	MASS, FORAGE+SILAGE	AREA HARV	HA
4292	280	MASS, FORAGE+SILAGE	PRODUCTION	MT
4293	280	MASS, FORAGE+SILAGE	YIELD	*KG/HA
4294	280	SAFFLOWER SEED	AREA HARV	HA
4295	280	SAFFLOWER SEED	EXPORTS	MT
4296	280	SAFFLOWER SEED	FELD STOCKS	MT
4297	280	SAFFLOWER SEED	IMPORTS	MT
4298	280	SAFFLOWER SEED	OTHER UTIL	MT
4299	280	SAFFLOWER SEED	PROCESSED	MT
4300	280	SAFFLOWER SEED	PRODUCTION	MT
4301	280	SAFFLOWER SEED	SEED	MT
4302	280	SAFFLOWER SEED	TU STOCKS	MT
4303	280	SAFFLOWER SEED	WASTE	MT
4304	874	SAUSAGES	VEAL	*KG/HA
4305	874	SAUSAGES	AND VEAL	1000
4306	874	SAUSAGES	AND VEAL	1000
4307	874	SAUSAGES	AND VEAL	1000
4308	874	SAUSAGES	AND VEAL	1000
4309	1041	SAUSAGES	FAT	MT
4310	1041	SAUSAGES	EXTR RATE	HG/MT
4311	1041	SAUSAGES	FAT	MT
4312	1041	SAUSAGES	EXTR RATE	HG/MT
4313	1041	SAUSAGES	FAT	MT
4314	1041	SAUSAGES	EXTR RATE	HG/MT
4315	1041	SAUSAGES	FAT	MT
4316	1041	SAUSAGES	EXTR RATE	HG/MT
4317	1041	SAUSAGES	FAT	MT
4318	1041	SAUSAGES	EXTR RATE	HG/MT
4319	1041	SAUSAGES	FAT	MT
4320	1041	SAUSAGES	EXTR RATE	HG/MT





0031

33SE\_5/85,IICA CIDIA

12:00 MONDAY, SEPTEMBER 30, 1985 81

VARIABLES PROVENIENTES DE FAG.SJPLY

OBS	CGM:CODE	COMNAME	ELEMNAME	UNIT
4321	1041	SALSADES	TO STOCKS	MT
4322	289	SAME	AREA HARV	HA
4323	289	SAME	CALORIE	1000
4324	289	SAME	EXPORTS	MT
4325	289	SAME	FAT	MT
4326	289	SAME	FROM STOCKS	MT
4327	289	SAME	IMPORTS	MT
4328	289	SAME	OTHER JTIL	MT
4329	289	SAME	PROCESSED	MT
4330	289	SAME	PRODUCTION	MT
4331	289	SAME	PROTEIN	MT
4332	289	SAME	SEED	MT
4333	289	SAME	SEED	MT
4334	289	SAME	SEED	MT
4335	289	SAME	SEED	MT
4336	289	SAME	SEED	MT
4337	289	SAME	SEED	MT
4338	976	SHEEP	YIELD RATE	*KG/HA
4339	976	SHEEP	BURN	.0001
4340	976	SHEEP	FEM ACT REPR	HEAD
4341	976	SHEEP	FEM REPR AGE	HEAD
4342	976	SHEEP	IMPGRTS	HEAD
4343	976	SHEEP	NAT DEATH	HEAD
4344	976	SHEEP	SLAUGHTERED	HEAD
4345	976	SHEEP	STOCKS	HEAD
4346	982	SHEEP	MILK ANIMALS	HEAD
4347	982	SHEEP	PRODUCED	MT
4348	982	SHEEP	PRODUCTION	MT
4349	982	SHEEP	WASTE	MT
4350	982	SHEEP	WASTE	*KG/AN
4351	995	SHEEP	YIELD	MT
4352	995	SHEEP	EXPORTS	MT
4353	995	SHEEP	IMPORTS	MT
4354	995	SHEEP	OTHER UTIL	MT
4355	995	SHEEP	PROCESSED	MT
4356	995	SHEEP	PRODUCTION	MT
4357	995	SHEEP	SLAUGHTERED	MT
4358	995	SHEEP	WASTE	HEAD
4359	995	SHEEP	WASTE	*KG/AN
4360	1186	SILK	EXPORTS	MT
4361	1186	SILK	FROM STOCKS	MT
4362	1186	SILK	IMPORTS	MT
4363	1186	SILK	OTHER JTIL	MT
4364	1186	SILK	PRODUCTION	MT
4365	1186	SILK	TO STOCKS	MT
4366	789	SISAL	AREA HARV	HA
4367	789	SISAL	EXPORTS	MT
4368	789	SISAL	FROM STOCKS	MT
4369	789	SISAL	IMPORTS	MT
4370	789	SISAL	OTHER JTIL	MT
4371	789	SISAL	PRODUCTION	MT
4372	789	SISAL	TO STOCKS	MT
4373	789	SISAL	WASTE	MT
4374	868	SKIM MILK OF COWS	YIELD	*KG/HA
			CALORIE	1000



0059

30SE\_5/85,IICA CIDIA


12:00 MONDAY, SEPTEMBER 30, 1985 82

VARIABLES PROVENIENTES DE FAC.SJPP.Y

QBS	CUMCODE	COMNAME	ELEMNAME	UNIT
4375	888	SKIM MILK	EXPRTS	MT
4376	888	MILK	EXTR RATE	HG/MT
4377	888	MILK	FAT	MT
4378	888	MILK	FEED	MT
4379	888	MILK	FOOD	MT
4380	888	MILK	FRUM STOCKS	MT
4381	888	MILK	INPUT	MT
4382	888	MILK	OTHER UTIL	MT
4383	888	MILK	PROCESSED	MT
4384	888	MILK	PRODUCTION	MT
4385	888	MILK	PROTEIN	MT
4386	888	MILK	STOCKS	MT
4387	888	MILK	WASTE	MT
4388	888	MILK	EXTR RATE	MT
4389	896	MILK	FAT	HG/MT
4390	896	MILK	FEED	MT
4391	896	MILK	FOOD	MT
4392	896	MILK	FRUM STOCKS	MT
4393	896	MILK	INPUT	MT
4394	896	MILK	OTHER UTIL	MT
4395	896	MILK	PROCESSED	MT
4396	896	MILK	PRODUCTION	MT
4397	896	MILK	PROTEIN	MT
4398	896	MILK	STOCKS	MT
4399	896	MILK	WASTE	MT
4400	896	MILK	EXTR RATE	MT
4401	896	MILK	FAT	HG/MT
4402	896	MILK	FEED	MT
4403	896	MILK	FOOD	MT
4404	896	MILK	FRUM STOCKS	MT
4405	896	MILK	INPUT	MT
4406	896	MILK	OTHER UTIL	MT
4407	896	MILK	PROCESSED	MT
4408	896	MILK	PRODUCTION	MT
4409	896	MILK	PROTEIN	MT
4410	896	MILK	STOCKS	MT
4411	896	MILK	WASTE	MT
4412	896	MILK	EXTR RATE	MT
4413	896	MILK	FAT	HG/MT
4414	896	MILK	FEED	MT
4415	896	MILK	FOOD	MT
4416	896	MILK	FRUM STOCKS	MT
4417	896	MILK	INPUT	MT
4418	896	MILK	OTHER UTIL	MT
4419	896	MILK	PROCESSED	MT
4420	896	MILK	PRODUCTION	MT
4421	896	MILK	PROTEIN	MT
4422	896	MILK	STOCKS	MT
4423	896	MILK	WASTE	MT
4424	896	MILK	EXTR RATE	MT
4425	896	MILK	FAT	HG/MT
4426	896	MILK	FEED	MT
4427	896	MILK	FOOD	MT
4428	896	MILK	FRUM STOCKS	MT







0001

BOSE\_5/85,IICA CIDIA

12:00 MONDAY, SEPTEMBER 30, 1985 84

VARIABLES PROVENIENTES DE FAJ.SUPPLY

UBS	COMM CODE	COMM NAME	ELEVMYME	UNIT
4483	236	SOYBEANS	OP STOCKS	MT
4484	236	SJY3BEANS	UTHER UTIL	MT
4485	236	SJY3BEANS	PROCESSED	MT
4486	236	SJY3BEANS	PRODUCTION	MT
4487	236	SJY3BEANS	SEED	MT
4488	236	SJY3BEANS	TO STOCKS	MT
4489	236	SJY3BEANS	WASTE	MT
4490	236	SJY3BEANS	YIELD	*KG/HA
4491	1295	SJY3BEANS	EXPORTS	MT
4492	1295	SJY3BEANS	IMPOR TS	MT
4493	1743	SJY3BEANS	OTHER UTIL	MT
4494	1743	SJY3BEANS	OTHER UTIL	MT
4495	1743	SJY3BEANS	CALORIE	1000
4496	1743	SJY3BEANS	EXPORTS	MT
4497	1743	SJY3BEANS	EXTR RATE	HG/MT
4498	1743	SJY3BEANS	FAT	MT
4499	1743	SJY3BEANS	FOOD	MT
4500	1743	SJY3BEANS	FRJM	MT
4501	1743	SJY3BEANS	IMPOR TS	MT
4502	1743	SJY3BEANS	INPJT	MT
4503	1743	SJY3BEANS	OTHER UTIL	MT
4504	1743	SJY3BEANS	PRODUCTION	MT
4505	1743	SJY3BEANS	PROTEIN	MT
4506	1743	SJY3BEANS	TU STOCKS	MT
4507	1743	SJY3BEANS	WASTE	MT
4508	723	SJY3BEANS	CALORIE	1000
4509	723	SJY3BEANS	EXPORTS	MT
4510	723	SJY3BEANS	FAT	MT
4511	723	SJY3BEANS	FOOD	MT
4512	723	SJY3BEANS	FRJM	MT
4513	723	SJY3BEANS	IMPOR TS	MT
4514	723	SJY3BEANS	OTHER UTIL	MT
4515	723	SJY3BEANS	PRODUCTION	MT
4516	723	SJY3BEANS	PROTEIN	MT
4517	723	SJY3BEANS	TO STOCKS	MT
4518	373	SJY3BEANS	AREA HARV	HA
4519	373	SJY3BEANS	CALORIE	1000
4520	373	SJY3BEANS	FAT	MT
4521	373	SJY3BEANS	FOOD	MT
4522	373	SJY3BEANS	IMPOR TS	MT
4523	373	SJY3BEANS	PRODUCTION	MT
4524	373	SJY3BEANS	PROTEIN	MT
4525	373	SJY3BEANS	WASTE	MT
4526	373	SJY3BEANS	YIELD	*KG/HA
4527	64	SJY3BEANS	CALORIE	1000
4528	64	SJY3BEANS	EXPORTS	MT
4529	64	SJY3BEANS	EXTR RATE	HG/MT
4530	64	SJY3BEANS	FAT	MT
4531	64	SJY3BEANS	FOOD	MT
4532	64	SJY3BEANS	FRJM	MT
4533	64	SJY3BEANS	IMPOR TS	MT
4534	64	SJY3BEANS	INPJT	MT
4535	64	SJY3BEANS	OTHER UTIL	MT
4536	64	SJY3BEANS	PROCESSED	MT

431.41  
431.41  
431.41

NES  
NES  
NES  
NES  
NES  
NES  
NES

MAIZE  
OF MAIZE  
OF MAIZE  
OF MAIZE  
OF MAIZE  
OF MAIZE  
OF MAIZE





0055

30SE\_5/85,IICA CIDIA

12:00 MONDAY, SEPTEMBER 30, 1985 35


VARIALES PROVENIENTES DE FAO.SJPLY

UBS	COMM CODE	COMM NAME	ELENAME	JNIT
4537	64	STARCH OF MAIZE	PRODUCTION	MT
4538	64	STARCH OF MAIZE	PROTEIN	MT
4539	64	STARCH OF MAIZE	TU STOCKS	MT
4540	1740	STIMULANTS	CALORIE	1000
4541	1740	STIMULANTS	FAT	MT
4542	541	STONE = KJIT	PKALTEIN	1000
4543	541	STONE = KJIT	EXPORTS	MT
4544	541	STONE = KJIT	FAT	MT
4545	541	STONE = KJIT	FOOD	MT
4546	541	STONE = KJIT	IMPORTS	MT
4547	541	STONE = KJIT	PRODUCTION	MT
4548	541	STONE = KJIT	PROTEIN	MT
4549	541	STONE = KJIT	WASTE	MT
4550	541	STONE = KJIT	EXPORTS	MT
4551	635	STRAW; TJSKS	FEED	MT
4552	635	STRAW; TJSKS	IMPORTS	MT
4553	635	STRAW; TJSKS	PRODUCTION	MT
4554	635	STRAW; TJSKS	AREA HARV	HA
4555	644	STRAWBERRIES	AREA SJW	HA
4556	644	STRAWBERRIES	CALORIE	1000
4557	644	STRAWBERRIES	EXPORTS	MT
4558	644	STRAWBERRIES	FAT	MT
4559	644	STRAWBERRIES	FOOD STOCKS	MT
4560	644	STRAWBERRIES	IMPORTS	MT
4561	644	STRAWBERRIES	PRODUCTION	MT
4562	644	STRAWBERRIES	PROTEIN	MT
4563	644	STRAWBERRIES	TU STOCKS	MT
4564	644	STRAWBERRIES	WASTE	MT
4565	644	STRAWBERRIES	YIELD	*KG/HA
4566	644	STRAWBERRIES	AREA HARV	HA
4567	644	STRAWBERRIES	CALORIE	1000
4568	644	STRAWBERRIES	FAT	MT
4569	423	STRING BEANS	FOOD	MT
4570	423	STRING BEANS	PRODUCTION	MT
4571	423	STRING BEANS	PROTEIN	MT
4572	423	STRING BEANS	WASTE	MT
4573	423	STRING BEANS	YIELD	*KG/HA
4574	423	STRING BEANS	EXPORTS	1000
4575	423	STRING BEANS	FEED	MT
4576	423	STRING BEANS	FOOD STOCKS	MT
4577	423	STRING BEANS	IMPORTS	MT
4578	162	SUGAR (CENTRIFUGAL)	PRODUCTION	MT
4579	162	SUGAR (CENTRIFUGAL)	PROTEIN	MT
4580	162	SUGAR (CENTRIFUGAL)	WASTE	MT
4581	162	SUGAR (CENTRIFUGAL)	EXPORTS	MT
4582	162	SUGAR (CENTRIFUGAL)	FEED	MT
4583	162	SUGAR (CENTRIFUGAL)	FOOD STOCKS	MT
4584	162	SUGAR (CENTRIFUGAL)	IMPORTS	MT
4585	162	SUGAR (CENTRIFUGAL)	OTHER JT IL	MT
4586	162	SUGAR (CENTRIFUGAL)	PKOCESSED	MT
4587	162	SUGAR (CENTRIFUGAL)	TU STOCKS	MT
4588	162	SUGAR (CENTRIFUGAL)	WASTE	MT
4589	163	SUGAR (NONCENTRIFUGAL)	CALORIE	1000
4590	163	SUGAR (NONCENTRIFUGAL)	EXTR RATE	HG/MT




VARIABLES PROVENIENTES DE FAU-SJPLY

OBS	COMMUNE	CUMNAME	ELENAME	JNIT
4551	163	SUGAR	FAT	MT
4552	163	SUGAR	FOOD	MT
4553	163	SUGAR	IMPJRTS	MT
4554	163	SUGAR	IMPJRTS	MT
4555	163	SUGAR	OTHER UTIL	MT
4556	163	SUGAR	PROCESSED	MT
4557	163	SUGAR	PRODUCTION	MT
4558	163	SUGAR	PRCTIEIN	MT
4559	163	SUGAR	WASTE	MT
4601	167	SUGAR	WASTE	1000
4602	167	SUGAR	EXPORTS	HG/MT
4603	167	SUGAR	EXTR RATE	HG/MT
4604	167	SUGAR	FAT	MT
4605	167	SUGAR	FOOD	MT
4606	167	SUGAR	IMPJRTS	MT
4607	167	SUGAR	IMPJRTS	MT
4608	167	SUGAR	IMPJRTS	MT
4609	167	SUGAR	IMPJRTS	MT
4610	167	SUGAR	IMPJRTS	MT
4611	167	SUGAR	IMPJRTS	MT
4612	167	SUGAR	IMPJRTS	MT
4613	167	SUGAR	IMPJRTS	MT
4614	167	SUGAR	IMPJRTS	MT
4615	167	SUGAR	IMPJRTS	MT
4616	167	SUGAR	IMPJRTS	MT
4617	167	SUGAR	IMPJRTS	MT
4618	167	SUGAR	IMPJRTS	MT
4619	167	SUGAR	IMPJRTS	MT
4620	167	SUGAR	IMPJRTS	MT
4621	167	SUGAR	IMPJRTS	MT
4622	167	SUGAR	IMPJRTS	MT
4623	167	SUGAR	IMPJRTS	MT
4624	167	SUGAR	IMPJRTS	MT
4625	167	SUGAR	IMPJRTS	MT
4626	167	SUGAR	IMPJRTS	MT
4627	167	SUGAR	IMPJRTS	MT
4628	167	SUGAR	IMPJRTS	MT
4629	167	SUGAR	IMPJRTS	MT
4630	167	SUGAR	IMPJRTS	MT
4631	167	SUGAR	IMPJRTS	MT
4632	167	SUGAR	IMPJRTS	MT
4633	167	SUGAR	IMPJRTS	MT
4634	167	SUGAR	IMPJRTS	MT
4635	167	SUGAR	IMPJRTS	MT
4636	167	SUGAR	IMPJRTS	MT
4637	167	SUGAR	IMPJRTS	MT
4638	167	SUGAR	IMPJRTS	MT
4639	167	SUGAR	IMPJRTS	MT
4640	167	SUGAR	IMPJRTS	MT
4641	167	SUGAR	IMPJRTS	MT
4642	167	SUGAR	IMPJRTS	MT
4643	167	SUGAR	IMPJRTS	MT
4644	167	SUGAR	IMPJRTS	MT








0000

BOISE\_5/85, IICA CIDIA

12:00 MONDAY, SEPTEMBER 30, 1985 88

VARIABLES PROVENIENTES DE FAO. SUPPLY

OB5	CUMM CODE	CUMM NAME	ELEM NAME	UNIT
4699	122	SWEET POTATOES	IMPORTS	MT
4700	122	SWEET POTATOES	PRODUCTION	MT
4701	122	SWEET POTATOES	SEED	MT
4702	122	SWEET POTATOES	STOCKS	MT
4703	122	SWEET POTATOES	WASTE	MT
4704	122	SWEET POTATOES	YIELD	*KG/HA
4705	1225	TALLUM	AREA	HA
4706	1225	TALLUM	CALORIE	1000
4707	1225	TALLUM	EXPORTS	MT
4708	1225	TALLUM	EXTR RATE	HG/MT
4709	1225	TALLUM	FAT	MT
4710	1225	TALLUM	FEED	MT
4711	1225	TALLUM	FROM STOCKS	MT
4712	1225	TALLUM	IMPORTS	MT
4713	1225	TALLUM	INPUT STOCKS	MT
4714	1225	TALLUM	OTHER UTIL	MT
4715	1225	TALLUM	PROCESSED	MT
4716	1225	TALLUM	PRODUCTION	MT
4717	1225	TALLUM	TU STOCKS	MT
4718	1225	TALLUM	AREA HARV	HA
4719	1225	TALLUM	EXPORTS	1000
4720	1225	TALLUM	FAT	MT
4721	495	TANG. MANU. CLEMENT.	EXPORTS	MT
4722	495	TANG. MANU. CLEMENT.	FAT	MT
4723	495	TANG. MANU. CLEMENT.	FOOD	MT
4724	495	TANG. MANU. CLEMENT.	IMPORTS	MT
4725	495	TANG. MANU. CLEMENT.	PROCESSED	MT
4726	495	TANG. MANU. CLEMENT.	PRODUCTION	MT
4727	495	TANG. MANU. CLEMENT.	WASTE	MT
4728	495	TANG. MANU. CLEMENT.	YIELD	*KG/HA
4729	495	TANG. MANU. CLEMENT.	EXPORTS	1000
4730	495	TANG. MANU. CLEMENT.	FAT	MT
4731	496	TANG. MANU. CLEMENT.	EXTR RATE	HG/MT
4732	496	TANG. MANU. CLEMENT.	FEED	MT
4733	496	TANG. MANU. CLEMENT.	FOOD	MT
4734	496	TANG. MANU. CLEMENT.	IMPORTS	MT
4735	496	TANG. MANU. CLEMENT.	PRODUCTION	MT
4736	496	TANG. MANU. CLEMENT.	WASTE	MT
4737	496	TANG. MANU. CLEMENT.	YIELD	*KG/HA
4738	496	TANG. MANU. CLEMENT.	EXPORTS	1000
4739	496	TANG. MANU. CLEMENT.	FAT	MT
4740	136	TARU (CUCU YAM)	EXTR RATE	HG/MT
4741	136	TARU (CUCU YAM)	FEED	MT
4742	136	TARU (CUCU YAM)	FOOD	MT
4743	136	TARU (CUCU YAM)	IMPORTS	MT
4744	136	TARU (CUCU YAM)	PRODUCTION	MT
4745	136	TARU (CUCU YAM)	WASTE	MT
4746	136	TARU (CUCU YAM)	YIELD	*KG/HA
4747	136	TARU (CUCU YAM)	EXPORTS	HA
4748	136	TARU (CUCU YAM)	FAT	MT
4749	136	TARU (CUCU YAM)	FEED	MT
4750	136	TARU (CUCU YAM)	FOOD	MT
4751	136	TARU (CUCU YAM)	IMPORTS	MT
4752	166	TEA	PRODUCTION	MT









0004

3) SE\_6/85, IICA CIDIA

12:00 MONDAY, SEPTEMBER 30, 1985 30

VARIABLES PROVENIENTES DE FAD-SUPPLY

UBS	COMCODE	COMNAME	ELENAME	UNIT
48C7	390	TJMATJ	TO STOCKS	MT
48C8	1791	TREENJ	CAL STRIE	1000
48C9	1791	TREENJ	FAT	MT
4810	1791	TREENJ	AREA HARV	HA
4811	275	TJUNJ	FROM STOCKS	MT
4812	275	TJUNJ	OTHER UTIL	MT
4813	275	TJUNJ	PROCESSED	MT
4814	275	TJUNJ	PRODUCTION	MT
4815	275	TJUNJ	TO STOCKS	MT
4816	275	TJUNJ	WASTE	MT
4817	275	TJUNJ	YIELD	MT
4818	276	TJUNJ	EXPR RATE	KG/HA
4820	276	TJUNJ	FROM STOCKS	HG/MT
4821	276	TJUNJ	IMPRT	MT
4822	276	TJUNJ	IMPRT	MT
4823	276	TJUNJ	IMPRT	MT
4824	276	TJUNJ	IMPRT	MT
4825	276	TJUNJ	IMPRT	MT
4826	276	TJUNJ	IMPRT	MT
4827	1080	TURKEY	OTHER JTIL	MT
4828	1080	TURKEY	PKODJCT ION	MT
4829	1080	TURKEY	TO STOCKS	MT
4830	1080	TURKEY	CARCASS	MT
4831	1080	TURKEY	EXPR	1000
4832	1080	TURKEY	EXPR	1000
4833	1080	TURKEY	EXPR	1000
4834	1080	TURKEY	EXPR	1000
4835	1080	TURKEY	EXPR	1000
4836	1080	TURKEY	EXPR	1000
4837	1080	TURKEY	EXPR	1000
4838	1079	TURKEY	EXPR	1000
4840	1079	TURKEY	EXPR	1000
4841	1079	TURKEY	EXPR	1000
4842	692	VANILLA	EXPR	1000
4843	692	VANILLA	EXPR	1000
4844	692	VANILLA	EXPR	1000
4845	692	VANILLA	EXPR	1000
4846	692	VANILLA	EXPR	1000
4847	692	VANILLA	EXPR	1000
4848	692	VANILLA	EXPR	1000
4849	692	VANILLA	EXPR	1000
4850	692	VANILLA	EXPR	1000
4851	1788	VEG	AREA	KG/HA
4852	1788	VEG	AREA	HA
4853	1788	VEG	AREA	1000
4854	1788	VEG	AREA	MT
4855	1788	VEG	AREA	HG/MT
4856	1788	VEG	AREA	MT
4857	1788	VEG	AREA	MT
4858	1788	VEG	AREA	MT
4859	1788	VEG	AREA	MT
4860	1788	VEG	AREA	MT




0091

30SE\_5/85\_11CA CIDIA

12:00 WEDNESDAY, SEPTEMBER 30, 1985 91

VARIABLES PROVENIENTES DE FAO.SUPPLY

OBS	COMMCODE	COMMCNAME	ELENAME	UNIT
4801	1788	VEG OILS	OP STOCKS	MT
4802	1788	VEG OILS	OTHER UTIL	MT
4803	1788	VEG OILS	PROCESSED	MT
4804	1788	VEG OILS	PRODUCTION	MT
4805	1788	VEG OILS	PROTEIN	MT
4806	1788	VEG OILS	TO STOCKS	MT
4807	460	VEG PROD	WASTE	MT
4808	460	VEG PROD	WASTE	1000
4809	460	VEG PROD	EXPORTS	MT
4810	460	VEG PROD	EXPORTS	MT
4811	460	VEG PROD	EXPORTS	MT
4812	460	VEG PROD	EXPORTS	MT
4813	460	VEG PROD	EXPORTS	MT
4814	460	VEG PROD	EXPORTS	MT
4815	460	VEG PROD	EXPORTS	MT
4816	460	VEG PROD	EXPORTS	MT
4817	652	VEG PROD	EXPORTS	MT
4818	652	VEG PROD	EXPORTS	MT
4819	652	VEG PROD	EXPORTS	MT
4820	1785	VEG VEGETABLES	IMPORTS	MT
4821	1785	VEG VEGETABLES	IMPORTS	1000
4822	465	VEG VEGETABLES	PROTEIN	MT
4823	465	VEG VEGETABLES	PROTEIN	1000
4824	465	VEG VEGETABLES	EXPORT RATE	HG/MT
4825	465	VEG VEGETABLES	EXPORT RATE	MT
4826	465	VEG VEGETABLES	EXPORT RATE	MT
4827	465	VEG VEGETABLES	EXPORT RATE	MT
4828	465	VEG VEGETABLES	EXPORT RATE	MT
4829	465	VEG VEGETABLES	EXPORT RATE	MT
4830	465	VEG VEGETABLES	EXPORT RATE	MT
4831	469	VEG VEGETABLES	EXPORT RATE	MT
4832	469	VEG VEGETABLES	EXPORT RATE	MT
4833	469	VEG VEGETABLES	EXPORT RATE	MT
4834	469	VEG VEGETABLES	EXPORT RATE	MT
4835	469	VEG VEGETABLES	EXPORT RATE	MT
4836	469	VEG VEGETABLES	EXPORT RATE	MT
4837	469	VEG VEGETABLES	EXPORT RATE	MT
4838	469	VEG VEGETABLES	EXPORT RATE	MT
4839	469	VEG VEGETABLES	EXPORT RATE	MT
4840	469	VEG VEGETABLES	EXPORT RATE	MT
4841	469	VEG VEGETABLES	EXPORT RATE	MT
4842	469	VEG VEGETABLES	EXPORT RATE	MT
4843	469	VEG VEGETABLES	EXPORT RATE	MT
4844	469	VEG VEGETABLES	EXPORT RATE	MT
4845	469	VEG VEGETABLES	EXPORT RATE	MT
4846	469	VEG VEGETABLES	EXPORT RATE	MT
4847	469	VEG VEGETABLES	EXPORT RATE	MT
4848	469	VEG VEGETABLES	EXPORT RATE	MT
4849	469	VEG VEGETABLES	EXPORT RATE	MT
4850	469	VEG VEGETABLES	EXPORT RATE	MT
4851	469	VEG VEGETABLES	EXPORT RATE	MT
4852	469	VEG VEGETABLES	EXPORT RATE	MT
4853	469	VEG VEGETABLES	EXPORT RATE	MT
4854	469	VEG VEGETABLES	EXPORT RATE	MT
4855	469	VEG VEGETABLES	EXPORT RATE	MT
4856	469	VEG VEGETABLES	EXPORT RATE	MT
4857	469	VEG VEGETABLES	EXPORT RATE	MT
4858	469	VEG VEGETABLES	EXPORT RATE	MT
4859	469	VEG VEGETABLES	EXPORT RATE	MT
4860	469	VEG VEGETABLES	EXPORT RATE	MT
4861	469	VEG VEGETABLES	EXPORT RATE	MT
4862	469	VEG VEGETABLES	EXPORT RATE	MT
4863	469	VEG VEGETABLES	EXPORT RATE	MT
4864	469	VEG VEGETABLES	EXPORT RATE	MT
4865	469	VEG VEGETABLES	EXPORT RATE	MT
4866	469	VEG VEGETABLES	EXPORT RATE	MT
4867	469	VEG VEGETABLES	EXPORT RATE	MT
4868	469	VEG VEGETABLES	EXPORT RATE	MT
4869	469	VEG VEGETABLES	EXPORT RATE	MT
4870	469	VEG VEGETABLES	EXPORT RATE	MT
4871	469	VEG VEGETABLES	EXPORT RATE	MT
4872	469	VEG VEGETABLES	EXPORT RATE	MT
4873	469	VEG VEGETABLES	EXPORT RATE	MT
4874	469	VEG VEGETABLES	EXPORT RATE	MT
4875	469	VEG VEGETABLES	EXPORT RATE	MT
4876	469	VEG VEGETABLES	EXPORT RATE	MT
4877	469	VEG VEGETABLES	EXPORT RATE	MT
4878	469	VEG VEGETABLES	EXPORT RATE	MT
4879	469	VEG VEGETABLES	EXPORT RATE	MT
4880	469	VEG VEGETABLES	EXPORT RATE	MT
4881	469	VEG VEGETABLES	EXPORT RATE	MT
4882	469	VEG VEGETABLES	EXPORT RATE	MT
4883	469	VEG VEGETABLES	EXPORT RATE	MT
4884	469	VEG VEGETABLES	EXPORT RATE	MT
4885	469	VEG VEGETABLES	EXPORT RATE	MT
4886	469	VEG VEGETABLES	EXPORT RATE	MT
4887	469	VEG VEGETABLES	EXPORT RATE	MT
4888	469	VEG VEGETABLES	EXPORT RATE	MT
4889	469	VEG VEGETABLES	EXPORT RATE	MT
4890	469	VEG VEGETABLES	EXPORT RATE	MT
4891	469	VEG VEGETABLES	EXPORT RATE	MT
4892	469	VEG VEGETABLES	EXPORT RATE	MT
4893	469	VEG VEGETABLES	EXPORT RATE	MT
4894	469	VEG VEGETABLES	EXPORT RATE	MT
4895	469	VEG VEGETABLES	EXPORT RATE	MT
4896	469	VEG VEGETABLES	EXPORT RATE	MT
4897	469	VEG VEGETABLES	EXPORT RATE	MT
4898	469	VEG VEGETABLES	EXPORT RATE	MT
4899	469	VEG VEGETABLES	EXPORT RATE	MT
4900	469	VEG VEGETABLES	EXPORT RATE	MT
4901	469	VEG VEGETABLES	EXPORT RATE	MT
4902	469	VEG VEGETABLES	EXPORT RATE	MT
4903	469	VEG VEGETABLES	EXPORT RATE	MT
4904	469	VEG VEGETABLES	EXPORT RATE	MT
4905	469	VEG VEGETABLES	EXPORT RATE	MT
4906	469	VEG VEGETABLES	EXPORT RATE	MT
4907	469	VEG VEGETABLES	EXPORT RATE	MT
4908	469	VEG VEGETABLES	EXPORT RATE	MT
4909	469	VEG VEGETABLES	EXPORT RATE	MT
4910	469	VEG VEGETABLES	EXPORT RATE	MT
4911	469	VEG VEGETABLES	EXPORT RATE	MT
4912	469	VEG VEGETABLES	EXPORT RATE	MT
4913	469	VEG VEGETABLES	EXPORT RATE	MT
4914	469	VEG VEGETABLES	EXPORT RATE	MT



0000

BDSE\_5/85, IICA CIDIA

12:00 WEDNESDAY, SEPTEMBER 30, 1985 32

VARIABLES PROVENIENTES DE FAO-SUPPLY

OBS	CUM.HCUIDE	CUM.NAME	PROVENIENTES DE FAO-SUPPLY	ELENAME	UNIT
4915	463	VEGETABLES	FRESH	PROCESSED	MT
4916	463	VEGETABLES	FRESH	PRODUCTION	MT
4917	463	VEGETABLES	FRESH	PROTEIN	MT
4918	463	VEGETABLES	FRESH	TO STOCKS	MT
4919	463	VEGETABLES	FRESH	WASTE	MT
4920	463	VEGETABLES	FRESH	YIELD	*KG/HA
4921	473	VEGETABLES	FROZEN	AREA	HA
4922	473	VEGETABLES	FROZEN	CALORIE	1000
4923	473	VEGETABLES	FROZEN	EXPTS	MT
4924	473	VEGETABLES	FROZEN	EXTR RATE	HG/MT
4925	473	VEGETABLES	FROZEN	FAT	MT
4926	473	VEGETABLES	FROZEN	FOOD	MT
4927	473	VEGETABLES	FROZEN	FRUIT STOCKS	MT
4928	473	VEGETABLES	FROZEN	IMPORTS	MT
4929	473	VEGETABLES	FROZEN	IMPJIT	MT
4930	473	VEGETABLES	FROZEN	OTHER UTIL	MT
4931	473	VEGETABLES	FROZEN	PRODUCTION	MT
4932	473	VEGETABLES	FROZEN	PROTEIN	MT
4933	473	VEGETABLES	FROZEN	TO STOCKS	MT
4934	473	VEGETABLES	FROZEN	AREA	HA
4935	471	VEGETABLES	PK BY	CALORIE	1000
4936	471	VEGETABLES	PK BY	EXPTS	MT
4937	471	VEGETABLES	PK BY	EXTR RATE	HG/MT
4938	471	VEGETABLES	PK BY	FAT	MT
4939	471	VEGETABLES	PK BY	FOOD	MT
4940	471	VEGETABLES	PK BY	FRUIT STOCKS	MT
4941	471	VEGETABLES	PK BY	IMPORTS	MT
4942	471	VEGETABLES	PK BY	IMPJIT	MT
4943	471	VEGETABLES	PK BY	PRODUCTION	MT
4944	471	VEGETABLES	PK BY	PROTEIN	MT
4945	471	VEGETABLES	PK BY	TO STOCKS	MT
4946	472	VEGETABLES	PREPARED	AREA	HA
4947	472	VEGETABLES	PREPARED	CALORIE	1000
4948	472	VEGETABLES	PREPARED	EXPTS	MT
4949	472	VEGETABLES	PREPARED	EXTR RATE	HG/MT
4950	472	VEGETABLES	PREPARED	FAT	MT
4951	472	VEGETABLES	PREPARED	FOOD	MT
4952	472	VEGETABLES	PREPARED	FRUIT STOCKS	MT
4953	472	VEGETABLES	PREPARED	IMPORTS	MT
4954	472	VEGETABLES	PREPARED	IMPJIT	MT
4955	472	VEGETABLES	PREPARED	OTHER UTIL	MT
4956	472	VEGETABLES	PREPARED	PRODUCTION	MT
4957	472	VEGETABLES	PREPARED	PROTEIN	MT
4958	472	VEGETABLES	PREPARED	TO STOCKS	MT
4959	655	VEGETABLES	PREPARED	AREA HARV	HA
4960	655	VEGETABLES	PREPARED	FEED	MT
4961	655	VEGETABLES	PREPARED	FRUIT STOCKS	MT
4962	474	VEGETABLES	PREPARED	YIELD	*KG/HA
4963	474	VEGETABLES	PREPARED	AREA	HA
4964	474	VEGETABLES	PREPARED	CALORIE	1000
4965	474	VEGETABLES	PREPARED	EXPTS	MT
4966	474	VEGETABLES	PREPARED	EXTR RATE	HG/MT
4967	474	VEGETABLES	PREPARED	FAT	MT
4968	474	VEGETABLES	PREPARED	FOOD	MT





0093

BOSE\_5/85, LICA CIDIA

12:00 MONDAY, SEPTEMBER 30, 1985 93

VARIABLES PROVENIENTES DE FAU.S.JPLY

UBS	COMM CODE	COMM NAME	E-E4 NAME	JUNIT
4969	474	VEGS IN T	FRM STOCKS	MT
4970	474	VEGS IN T	IMPRTS	MT
4971	474	VEGS IN T	IMPJT	MT
4972	474	VEGS IN T	PRODUCTION	MT
4973	474	VEGS IN T	PROTEIN	MT
4974	474	VEGS IN T	TO STOCKS	MT
4975	565	VERMOUTHS AND SIMILAR	CALORIE	1000
4976	565	VERMOUTHS AND SIMILAR	EXTR RATE	HG/MT
4977	565	VERMOUTHS AND SIMILAR	EXTR RATE	MT
4978	565	VERMOUTHS AND SIMILAR	IMPRTS	MT
4979	565	VERMOUTHS AND SIMILAR	IMPJT	MT
4980	565	VERMOUTHS AND SIMILAR	OTHER UTIL	MT
4981	565	VERMOUTHS AND SIMILAR	PRODUCTION	MT
4982	565	VERMOUTHS AND SIMILAR	PROTEIN	MT
4983	565	VERMOUTHS AND SIMILAR	EXPORTS	1000
4984	110	WAFERS	CALORIE	MT
4985	110	WAFERS	EXPORTS	MT
4986	110	WAFERS	FAT	MT
4987	110	WAFERS	FOOD	MT
4988	110	WAFERS	FROM STOCKS	MT
4989	110	WAFERS	IMPRTS	MT
4990	110	WAFERS	IMPTEIN	MT
4991	110	WAFERS	TO STOCKS	MT
4992	222	WALNUTS	AREA HARV	HA
4993	222	WALNUTS	CALORIE	1000
4994	222	WALNUTS	EXPORTS	MT
4995	222	WALNUTS	FAT	MT
4996	222	WALNUTS	IMPRTS	MT
4997	222	WALNUTS	IMPJT	MT
4998	222	WALNUTS	PROCESSED	MT
4999	222	WALNUTS	PRODUCTION	MT
5000	222	WALNUTS	PROTEIN	MT
5001	222	WALNUTS	WASTE	MT
5002	232	WALNUTS	YIELD	*KG/HA
5003	232	WALNUTS	CALORIE	1000
5004	232	WALNUTS	EXPORTS	MT
5005	232	WALNUTS	EXTR RATE	HG/MT
5006	232	WALNUTS	EXTR RATE	MT
5007	232	WALNUTS	FAT	MT
5008	232	WALNUTS	FOOD	MT
5009	232	WALNUTS	IMPRTS	MT
5010	232	WALNUTS	IMPJT	MT
5011	232	WALNUTS	PRODUCTION	MT
5012	567	WATERMELONS	AREA HARV	HA
5013	567	WATERMELONS	CALORIE	1000
5014	567	WATERMELONS	EXPORTS	MT
5015	567	WATERMELONS	FAT	MT
5016	567	WATERMELONS	FEED	MT
5017	567	WATERMELONS	FOOD	MT
5018	567	WATERMELONS	IMPRTS	MT
5019	567	WATERMELONS	IMPRTS	MT
5020	567	WATERMELONS	PRODUCTION	MT
5021	567	WATERMELONS	PROTEIN	MT
5022	567	WATERMELONS	WASTE	MT
5023	567	WATERMELONS	YIELD	*KG/HA



0001

30SE\_6/85,IICA CIDIA

12:00 MONDAY, SEPTEMBER 30, 1985 34

VARIABLES PROVENIENTES DE FAO.SJPPPLY

OBS	CUMMCODE	CUMMNAME	ELEMNAME	UNIT
5023	631	WATERS, ICE	EXPRTS	MT
5024	631	WATERS, ICE	FOOD	MT
5025	631	WATERS, ICE	IMPORTS	MT
5026	1296	WAXES, VEG	EXPRTS	MT
5027	1296	WAXES, VEG	FOOD	MT
5028	1296	WAXES, VEG	IMPORTS	MT
5029	1296	WAXES, VEG	OTHER UTIL	MT
5030	1296	WAXES, VEG	PRODUCTIONS	MT
5031	15	WHEAT	AREA HARV	HA
5032	15	WHEAT	AREA SOWN	HA
5033	15	WHEAT	CALORIE	1000
5034	15	WHEAT	EXPRTS	MT
5035	15	WHEAT	FEED	MT
5036	15	WHEAT	FOOD	MT
5037	15	WHEAT	IMPORTS	MT
5038	15	WHEAT	OTHER STOCKS	MT
5039	15	WHEAT	OTHER UTIL	MT
5040	15	WHEAT	PRODUCTIONS	MT
5041	15	WHEAT	PROTEIN	MT
5042	15	WHEAT	SEED	MT
5043	15	WHEAT	SEED STOCKS	MT
5044	15	WHEAT	WASTE	MT
5045	15	WHEAT	WASTE	MT
5046	15	WHEAT	WASTE	MT
5047	15	WHEAT	WASTE	MT
5048	15	WHEAT	WASTE	MT
5049	15	WHEAT	WASTE	MT
5050	15	WHEAT	WASTE	MT
5051	24	WHEAT	EXTR RATE	*KG/HA
5052	24	WHEAT	EXTR RATE	HG/MT
5053	24	WHEAT	EXTR RATE	MT
5054	24	WHEAT	EXTR RATE	MT
5055	24	WHEAT	EXTR RATE	MT
5056	24	WHEAT	EXTR RATE	MT
5057	24	WHEAT	EXTR RATE	MT
5058	24	WHEAT	EXTR RATE	MT
5059	24	WHEAT	EXTR RATE	MT
5060	24	WHEAT	EXTR RATE	MT
5061	24	WHEAT	EXTR RATE	MT
5062	24	WHEAT	EXTR RATE	MT
5063	24	WHEAT	EXTR RATE	MT
5064	24	WHEAT	EXTR RATE	MT
5065	24	WHEAT	EXTR RATE	MT
5066	24	WHEAT	EXTR RATE	MT
5067	24	WHEAT	EXTR RATE	MT
5068	24	WHEAT	EXTR RATE	MT
5069	24	WHEAT	EXTR RATE	MT
5070	24	WHEAT	EXTR RATE	MT
5071	24	WHEAT	EXTR RATE	MT
5072	24	WHEAT	EXTR RATE	MT
5073	24	WHEAT	EXTR RATE	MT
5074	24	WHEAT	EXTR RATE	MT
5075	24	WHEAT	EXTR RATE	MT
5076	24	WHEAT	EXTR RATE	MT

EVAPORATED







0036

BDSE\_5/85, IICA CIDIA

12:00 MONDAY, SEPTEMBER 30, 1985 95

VARIABLES PROVENIENTES DE FAD.SUPPLY

Q35	COMMCODE	COMNAME	ELEMNAME	UNIT
5131	988	WOOL, SCOURED	PROCESSED	MT
5132	988	WOOL, SCOURED	PRODUCTION	MT
5133	137	WOOL, SCOURED	TO STOCKS	MT
5134	137	YAMS	AREA HARV	HA
5135	137	YAMS	CALORIE	1000
5136	137	YAMS	EXPORTS	MT
5137	137	YAMS	FAT	MT
5138	137	YAMS	FEED	MT
5139	137	YAMS	FOOD	MT
5140	137	YAMS	IMPORTS	MT
5141	137	YAMS	PRODUCTION	MT
5142	137	YAMS	PROTEIN	MT
5143	137	YAMS	SEED	MT
5144	137	YAMS	WASTE	MT
5145	135	YAUTIA	YIELD	*KG/HA
5146	135	YAUTIA (COCOYAM)	AREA HARV	HA
5147	135	YAUTIA (COCOYAM)	CALORIE	1000
5148	135	YAUTIA (COCOYAM)	EXPORTS	MT
5149	135	YAUTIA (COCOYAM)	FAT	MT
5150	135	YAUTIA (COCOYAM)	FEED	MT
5151	135	YAUTIA (COCOYAM)	FOOD	MT
5152	135	YAUTIA (COCOYAM)	IMPORTS	MT
5153	135	YAUTIA (COCOYAM)	PRODUCTION	MT
5154	135	YAUTIA (COCOYAM)	PROTEIN	MT
5155	135	YAUTIA (COCOYAM)	SEED	MT
5156	135	YAUTIA (COCOYAM)	WASTE	MT
5157	135	YAUTIA (COCOYAM)	YIELD	*KG/HA





**J. VARIABLES PROVENIENTES DE FAO. PRICES**



0001

BJSE\_5/85,IICA CIDIA

11:20 MONDAY, SEPTEMBER 30, 1985 11

VARIABLES PROVENIENTES DE FAD-PRICES

CBS	COMM CODE	COMNAME	ELENAME	UNIT
1	809	AJACA (VANILA HEMP)	PRODJCER PR	
2	800	AGAVE FIBRES NES	PRODJCER PR	
3	221	ALMONDS	PRODJCER PR	
4	711	APPLES	PRODJCER PR	
5	515	ARTICHOKE	PRODJCER PR	
6	526	ARTICHOKE	PRODJCER PR	
7	366	ASPARAGUS	PRODJCER PR	
8	572	AVOCADOS	PRODJCER PR	
9	486	BANANA	PRODJCER PR	
10	44	BARLEY	PRODJCER PR	
11	176	BEANS, DRY GREEN	PRODJCER PR	
12	414	BEANS, GREEN DRY	PRODJCER PR	
13	169	BERRIES	PRODJCER PR	
14	558	BERRIES	PRODJCER PR	
15	5	BLUEBERRIES	PRODJCER PR	
16	91	BRAN OF WHEAT	PRODJCER PR	
17	112	BRAN OF WHEAT	PRODJCER PR	
18	159	BRAN OF MIXED GRAIN	PRODJCER PR	
19	1	BRAN OF RICE	PRODJCER PR	
20	105	BRAN OF RICE	PRODJCER PR	
21	33	BRAN OF RYE	PRODJCER PR	
22	73	BRAN OF SOYBEAN	PRODJCER PR	
23	85	BRAN OF WHEAT	PRODJCER PR	
24	17	BRAZIL BEANS, DRY	PRODJCER PR	
25	216	BROAD BEAN	PRODJCER PR	
26	181	BROAD BEAN, GREEN	PRODJCER PR	
27	420	BROAD BEAN	PRODJCER PR	
28	89	BUCKWHEAT	PRODJCER PR	
29	358	BUCKWHEAT	PRODJCER PR	
30	325	BUCKWHEAT	PRODJCER PR	
31	325	BUCKWHEAT	PRODJCER PR	
32	335	BUCKWHEAT	PRODJCER PR	
33	61	BUCKWHEAT	PRODJCER PR	
34	259	BUCKWHEAT	PRODJCER PR	
35	2	BUCKWHEAT	PRODJCER PR	
36	272	BUCKWHEAT	PRODJCER PR	
37	282	BUCKWHEAT	PRODJCER PR	
38	291	BUCKWHEAT	PRODJCER PR	
39	238	BUCKWHEAT	PRODJCER PR	
40	269	BUCKWHEAT	PRODJCER PR	
41	37	BUCKWHEAT	PRODJCER PR	
42	341	BUCKWHEAT	PRODJCER PR	
43	101	BUCKWHEAT	PRODJCER PR	
44	568	BUCKWHEAT	PRODJCER PR	
45	426	BUCKWHEAT	PRODJCER PR	
46	217	BUCKWHEAT	PRODJCER PR	
47	125	BUCKWHEAT	PRODJCER PR	
48	128	BUCKWHEAT	PRODJCER PR	
49	1127	BUCKWHEAT	PRODJCER PR	
50	1265	BUCKWHEAT	PRODJCER PR	
51	393	BUCKWHEAT	PRODJCER PR	
52	108	BUCKWHEAT	PRODJCER PR	
53	331	BUCKWHEAT	PRODJCER PR	
54	331	BUCKWHEAT	PRODJCER PR	



0002

30SE\_5/85,IICA CIDIA

11:20 MONDAY, SEPTEMBER 30, 1985 12

VARIABLES PROVENIENTES DE FAU.PRICES

OBS	COMM CODE	COMMANAME	ELEMNAME	UNIT
55	220	CHESNUTS	PRODUCER P3	
56	191	CHICKEN MEAT	PRODUCER P3	
57	1058	CHILLIES PEPPERS, GREEN	PRODUCER P3	
58	401	CHICKEN MEAT	PRODUCER P3	
59	512	CHILLIES PEPPERS, GREEN	PRODUCER P3	
60	661	CHICKEN MEAT	PRODUCER P3	
61	249	CHILLIES PEPPERS, GREEN	PRODUCER P3	
62	1185	CHICKEN MEAT	PRODUCER P3	
63	656	CHILLIES PEPPERS, GREEN	PRODUCER P3	
64	251	CHICKEN MEAT	PRODUCER P3	
65	767	CHILLIES PEPPERS, GREEN	PRODUCER P3	
66	329	COTTON LINT	PRODUCER P3	
67	882	COTTON SEED	PRODUCER P3	
68	195	COW MILK, WHOLE, FRESH	PRODUCER P3	
69	554	COW MILK, WHOLE, FRESH	PRODUCER P3	
70	397	CANDY BERRIES	PRODUCER P3	
71	550	CANDY BERRIES AND GHERKINS	PRODUCER P3	
72	577	CANDY BERRIES	PRODUCER P3	
73	898	DRY SKIM COW MILK	PRODUCER P3	
74	900	DRY WHEY	PRODUCER P3	
75	399	EGG PLAINS	PRODUCER P3	
76	1091	EGG PLAINS	PRODUCER P3	
77	1753	ESSENTIAL OILS NES	PRODUCER P3	
78	821	ESSENTIAL OILS NES	PRODUCER P3	
79	569	ESSENTIAL OILS NES	PRODUCER P3	
80	773	FLAX SEED	PRODUCER P3	
81	126	FLAX AND TOM	PRODUCER P3	
82	111	FLAX SEED	PRODUCER P3	
83	158	FLAX SEED	PRODUCER P3	
84	104	FLAX SEED	PRODUCER P3	
85	184	FLAX SEED	PRODUCER P3	
86	16	FLAX SEED	PRODUCER P3	
87	343	FLAX SEED	PRODUCER P3	
88	619	FLAX SEED	PRODUCER P3	
89	603	FLAX SEED	PRODUCER P3	
90	1163	FLAX SEED	PRODUCER P3	
91	406	FLAX SEED	PRODUCER P3	
92	846	FLAX SEED	PRODUCER P3	
93	1020	FLAX SEED	PRODUCER P3	
94	207	FLAX SEED	PRODUCER P3	
95	560	FLAX SEED	PRODUCER P3	
96	446	FLAX SEED	PRODUCER P3	
97	242	FLAX SEED	PRODUCER P3	
98	225	FLAX SEED	PRODUCER P3	
99	777	FLAX SEED	PRODUCER P3	
100	336	FLAX SEED	PRODUCER P3	
101	1062	FLAX SEED	PRODUCER P3	
102	1182	FLAX SEED	PRODUCER P3	
103	677	FLAX SEED	PRODUCER P3	
104	1122	FLAX SEED	PRODUCER P3	
105	1944	FLAX SEED	PRODUCER P3	
106	1094	FLAX SEED	PRODUCER P3	
107	1070	FLAX SEED	PRODUCER P3	
108	11077	FLAX SEED	PRODUCER P3	




0003

03SE\_5/85, IICA CIDIA

11:20 WEDNDAY, SEPTEMBER 30, 1985 13

VARIABLES PROVENIENTES DE FAD.PRICES

CDS	COMM CODE	COMM VAME	ELEN VAME	UNIT
129	1032	INDIGENOUS GOAT MEAT	PRODJ CER PR	PR
130	1120	INDIGENOUS HURSE MEAT	PRODJ CER PR	PR
131	11055	INDIGENOUS PIG MEAT	PRODJ CER PR	PR
132	11012	INDIGENOUS SHEEP MEAT	PRODJ CER PR	PR
133	11087	INDIGENOUS TURKEY MEAT	PRODJ CER PR	PR
134	780	JUTE	PRODJ CER PR	PR
135	782	JUTE-LIKE FIBRES	PRODJ CER PR	PR
136	497	LEMONS AND LIMES	PRODJ CER PR	PR
137	371	LENTILS	PRODJ CER PR	PR
138	372	LETTUCE	PRODJ CER PR	PR
139	333	LINSEED	PRODJ CER PR	PR
140	210	LUPINE	PRODJ CER PR	PR
141	56	MAIZE	PRODJ CER PR	PR
142	56	MAIZE GLUTEN	PRODJ CER PR	PR
143	63	MANIQUES	PRODJ CER PR	PR
144	571	MATE MEAL	PRODJ CER PR	PR
145	671	MATE MEAL	PRODJ CER PR	PR
146	1173	MATE MEAL	PRODJ CER PR	PR
147	1166	MATE MEAL	PRODJ CER PR	PR
148	31	MILLED PADUY RICE	PRODJ CER PR	PR
149	79	MIXED GRAIN	PRODJ CER PR	PR
150	103	MIXED GRAIN	PRODJ CER PR	PR
151	165	MOLASSES	PRODJ CER PR	PR
152	449	MOLASSES	PRODJ CER PR	PR
153	292	MUSTARD SEED	PRODJ CER PR	PR
154	839	MUSTARD SEED	PRODJ CER PR	PR
155	836	NATURAL RUBBER	PRODJ CER PR	PR
156	702	NATURAL RUBBER	PRODJ CER PR	PR
157	234	NUTMEG, MACE, CARDAMONS	PRODJ CER PR	PR
158	75	NUTS	PRODJ CER PR	PR
159	76	NUTS	PRODJ CER PR	PR
160	737	OLIVES, ROLLED	PRODJ CER PR	PR
161	339	OLIVES, ROLLED	PRODJ CER PR	PR
162	260	OLIVES, ROLLED	PRODJ CER PR	PR
163	402	OLIVES, ROLLED	PRODJ CER PR	PR
164	403	OLIVES, ROLLED	PRODJ CER PR	PR
165	490	ONIONS, DRY	PRODJ CER PR	PR
166	256	ONIONS, DRY	PRODJ CER PR	PR
167	257	ONIONS, DRY	PRODJ CER PR	PR
168	600	PALM KERNELS	PRODJ CER PR	PR
169	534	PALM KERNELS	PRODJ CER PR	PR
170	524	PAPAYAS AND NECTARINES	PRODJ CER PR	PR
171	521	PEACHES AND NECTARINES	PRODJ CER PR	PR
172	187	PEAS, DRY	PRODJ CER PR	PR
173	1417	PEAS, DRY	PRODJ CER PR	PR
174	687	PEAS, GREEN	PRODJ CER PR	PR
175	748	PEAS, GREEN	PRODJ CER PR	PR
176	197	PEPPER, WHITE/LONG/BLACK	PRODJ CER PR	PR
177	689	PEPPER, WHITE/LONG/BLACK	PRODJ CER PR	PR
178	574	PEPPER MINT	PRODJ CER PR	PR
179	489	PEPPER MINT	PRODJ CER PR	PR
180	574	PIGMENT, ALLSPICE	PRODJ CER PR	PR
181	489	PIGMENT, ALLSPICE	PRODJ CER PR	PR
182	536	PINEAPPLES	PRODJ CER PR	PR
183	68	PLANTS	PRODJ CER PR	PR
184	121	POTATOS	PRODJ CER PR	PR
185	116	POTATOS	PRODJ CER PR	PR





0001

30SE\_6/85,IICA CIDIA

11:20 MONDAY, SEPTEMBER 30, 1985

VARIABLES PROVENIENTES DE FAU.PRICES

OBS	COMM CODE	COMM NAME	ELEM NAME	UNIT
163	211	PULSES NES	PRODUCER	PR
164	394	PUMPKINS, SQUASH, GOURDS	PRODUCER	PR
165	754	PYRETHRUM, DRIED FLOWERS	PRODUCER	PR
166	523	QUINCES	PRODUCER	PR
167	92	QUINUA	PRODUCER	PR
168	788	RAPES SEED	PRODUCER	PR
169	270	RASPBERRY	PRODUCER	PR
170	547	RICE, AND TUBERS NES	PRODUCER	PR
171	27	RYE	PRODUCER	PR
172	149	RYE	PRODUCER	PR
173	171	RYE	PRODUCER	PR
174	280	SAFLOWER SEED	PRODUCER	PR
175	289	Sesame SEED	PRODUCER	PR
176	982	SHEEP MILK	PRODUCER	PR
177	789	SISAL	PRODUCER	PR
178	888	SKIM MILK OF COMS	PRODUCER	PR
179	896	SKIM MILK, CONDENSED	PRODUCER	PR
180	83	SKIM MILK	PRODUCER	PR
181	530	SOUR CREAM	PRODUCER	PR
182	236	SOUR CREAM	PRODUCER	PR
183	723	SOUR CREAM	PRODUCER	PR
184	373	SPINACH	PRODUCER	PR
185	541	SPINACH	PRODUCER	PR
186	544	SPINACH	PRODUCER	PR
187	423	STRAWBERRIES	PRODUCER	PR
188	162	STRAWBERRIES, FRESH	PRODUCER	PR
189	163	STRAWBERRIES	PRODUCER	PR
190	157	SUGAR BEETS	PRODUCER	PR
191	156	SUGAR BEETS	PRODUCER	PR
192	164	SUGAR BEETS	PRODUCER	PR
193	267	SUGAR BEETS	PRODUCER	PR
194	122	SUGAR BEETS	PRODUCER	PR
195	122	SUGAR BEETS	PRODUCER	PR
196	122	SUGAR BEETS	PRODUCER	PR
197	667	TANG. MAND. CLEMENT. SATSMA	PRODUCER	PR
198	826	TEA	PRODUCER	PR
199	388	TUBACCU LEAVES	PRODUCER	PR
200	275	TUNG NUTS	PRODUCER	PR
201	692	TUNG NUTS	PRODUCER	PR
202	460	VANILLA	PRODUCER	PR
203	463	VEGETABLES FRESH OR DRIED	PRODUCER	PR
204	222	VEGETABLES FRESH NES	PRODUCER	PR
205	567	WATERMELONS	PRODUCER	PR
206	15	WHEAT	PRODUCER	PR
207	890	WHEAT - UNDESKED	PRODUCER	PR
208	903	WHEAT, FRESH	PRODUCER	PR
209	987	WHEAT, GREASY	PRODUCER	PR
210	137	YAMS	PRODUCER	PR
211	135	YAUTIA (COCOYAM)	PRODUCER	PR



